


P How to Purchase a 2025 NCHSAA Championship Parking Ticket Online (Quick Pay)

✓ Step-by-Step Guide

Step 1: Scan the QR Code on site or Visit the [Website](#)

- Open your phone's camera and scan the **QR code** shown on the parking sign or flyer.
- You'll be directed to the **parking payment page**.
 - Select "2025 Track and Field"



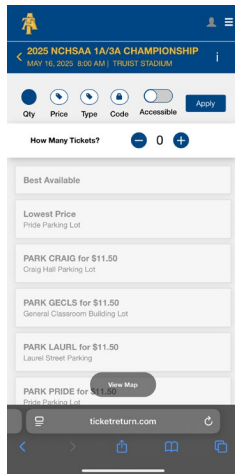
Step 2: Select Your Event

- On the main screen, click on your event day.



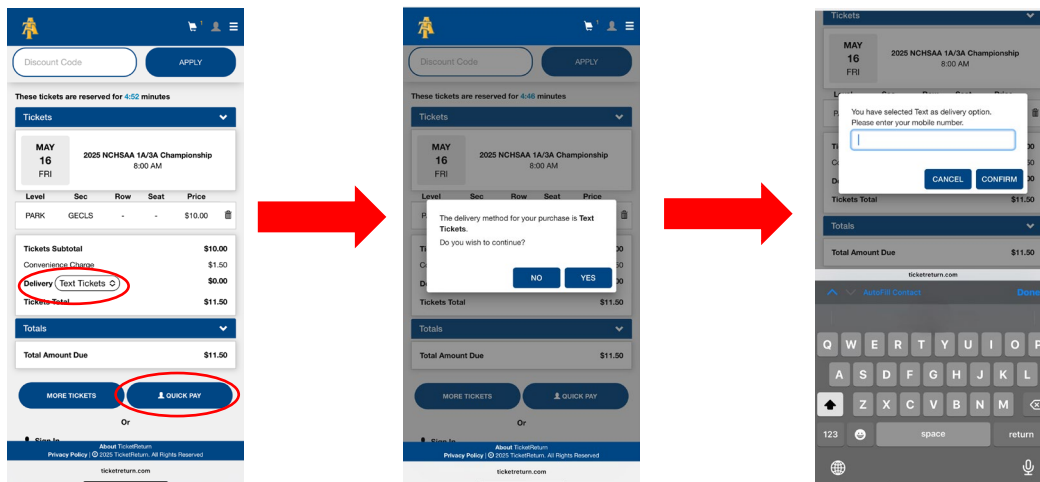
Step 3: Select Your Quantity/Parking Lot

- Click the plus sign to increase your ticket quantity.
- Tap on a parking location of your choice or “best available” for the next best available parking location.



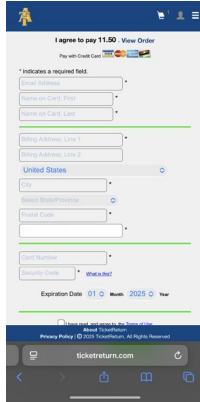
Step 4: Confirm Event Information/Delivery Method

- Review the event details to confirm you’re paying for the **correct date and location**.
- Confirm that the delivery method is “**Text Tickets**”.
- Tap **Quick Pay** to continue
 - Next, select “Yes” and then confirm the mobile number that the parking ticket(s) will be sent to.



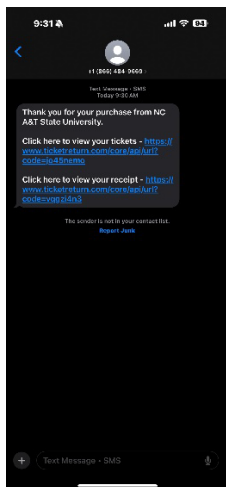
Step 5: Enter Payment Information

- Fill in your **credit/debit card info** securely.
- Tap **Pay Now** or **Confirm Payment**.



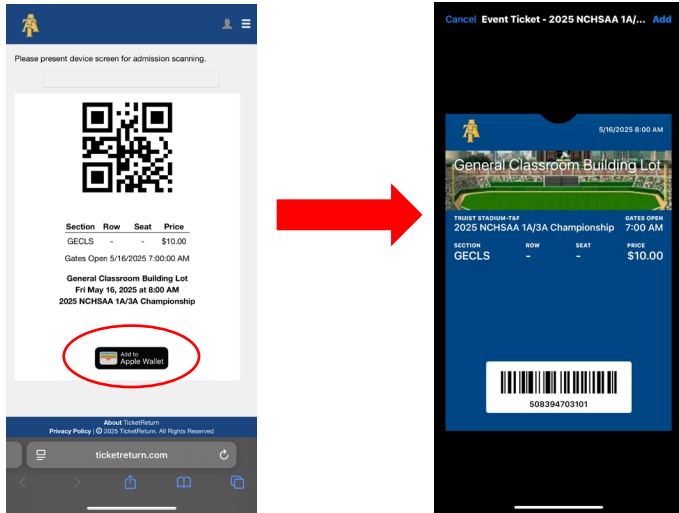
Step 6: Payment Confirmation

- You'll see a **confirmation screen** once payment is successful.
 - Your ticket and receipt will immediately be text to the mobile number that you provided.
- Click on the click to view your parking ticket(s).



Step 7: Access Your Parking Ticket(s)

- You will be redirected to your digital ticket(s).
- You can also add your ticket(s) to your Apple/Google wallet.



Step 9: You're All Set!

- Either ticket type displayed above will be scanned to secure your parking space once you arrive to your selected parking location!