



# 2023 North Carolina High School Athletic Association Football Playoff Notes

# 32

teams remaining

# 16

Fourth Round  
Games

# 11

4th Rd Games on  
NFHS Network

# 17

Local Radio  
Game Broadcasts

# 4

Champions to  
be crowned

CHAPEL HILL -- The North Carolina High School Athletic Association released the brackets for the 2023 Football Championships on Saturday, October 28, ahead of the First Round Games on Friday, Nov. 3. This year's State Championship Games will mark the 109th season in which North Carolina has crowned a high school football state champion, dating back to Raleigh's win in 1913 (no champion in 1918). The 2023 football playoffs are the third iteration of the current NCHSAA Football Playoff format as the classifications were split and eight champions were crowned from 2002 to the spring of 2021 (Covid-19 year).

The 2023 Championship Games will be held December 8th and 9th at Kenan Memorial Stadium on the campus of the University of North Carolina at Chapel Hill and at Carter-Finley Stadium on the campus of North Carolina State University.

## Fourth Round Notes

### Happy Thanksgiving!

For the 16th consecutive season, the Tarboro Vikings are playing football after Thanksgiving. It is the longest such streak in North Carolina. 2023 is the eighth straight season of playing in the fourth round. A win this week for Tarboro would put them in the Regional Finals for the eighth consecutive year and the 13th time since 2008. The Vikings have been the East Regional Champions six years in a row.

The Vikings regional semifinal opponent, the No. 13 Seed East Bladen, is making its deepest run in the postseason since reaching the fourth round in 2009 and 2010.

Wilson Prep, in just its second playoff appearance is making its post Thanksgiving debut. West Columbus last played in the fourth round of the playoffs in 1985 in the 2A classification, but knocked on the door last year as they fell in the third round 32-18 to Northampton.

Robbinsville returns to the fourth round for the sixth time in the last 10 seasons after falling in the third round last season to Eastern Randolph 29-26. North Rowan is playing in the fourth round for the first time since its 1992 state runner-up finish in the 3A Classification. Since 1992, the Cavaliers have reached the third round seven times.

Eastern Randolph is playing in the fourth round for the second consecutive year and 10th time since 1972. Mount Airy, the defending 1A State Champions are back for the second year in row and second time since the Granite Bears' previous state title in 2017.

**In the 2A Bracket**, Clinton is making its first trip to the fourth round since 2019 and its eighth appearance since 2010. Nash Central is making its first appearance in the fourth round. The Bulldogs made their NCHSAA playoff debut in 2004 with a third round appearance and have been back to the third round three times.

Whiteville made its first appearance in the fourth round since its 1987 2A Championship run last year and are back this year in the 1A Classification. Northeastern is in the fourth round



# 2023 North Carolina High School Athletic Association Football Playoff Notes

for the seventh time since 2010 and first time since 2021.

Reidsville is playing in the fourth round for the eighth straight year and 19th time since 1972. Bunker Hill is in the middle of its deepest playoff run in school history having reached the third round in 2022, 1987 and 1985.

Forest Hills is back in the fourth round for the first time since 2008 and eighth time since 1972. Shelby is playing in the fourth round for the 24th time and was last here in 2021 on the way to its 12th state title.

**In the 3A Bracket,** Havelock is making its 14th appearance in the fourth round and 11th since 2009. Northern Nash is back for the second year in a row and third time since 2002.

Southern Alamance is making its fourth round debut after losing in the third round last year to Millbrook 35-7. The Patriots had reached the third round three times prior, most recently in 2006. Seventy-First is making its second consecutive appearance in the fourth round and third since its state championship in 2008.

Crest is in the fourth round for the 15th time and seventh time since 2010. Dudley is making its 11th appearance in the fourth round and second in three years.

After falling in third round last year, West Henderson is making its fourth round debut in 2023. Hickory is back for the second time in school history, previously in 1996 on the way to a state championship.

**In the 4A Bracket,** Rolesville is in the fourth round for the fourth straight year. Cardinal Gibbons is back for the fourth time in five years after falling in round two last year to Millbrook 42-30.

Hoggard is making its fifth appearance in the fourth round and first since 2017. Cleveland is making its fourth appearance and first since 2020.

Weddington is in the fourth round for the third year in a row and seventh time in the last 10 years. Grimsley is back for the second year in a row and fourth time in five years.

Butler is making its seventh appearance in the fourth round and first since 2013. Independence, is back in the fourth round for the first time since 2009, it is the Patriots 11th appearance since 1972.

## Big Numbers

In the third round of the NCHSAA Playoffs nine teams scored 50 or more points and two of them came out on the wrong side of the scoreboard. In the 2A East, No. 4 Nash Central and No. 12 Hertford County combined for 139 points as the Bulldogs advanced with a 71-68 win. The combined points total for that game is tied for 10th most all-time in the NCHSAA Football Record Book and the highest-scoring playoff game on record. Below are the highest scoring teams in round three, teams in red lost their matchups.

Nash Central	71
Rolesville	69
<b>Hertford County</b>	<b>68</b>
Mount Airy	64
Northeastern	62
Hickory	61



# 2023 North Carolina High School Athletic Association Football Playoff Notes

Cleveland	56
Princeton	53
Dudley	50

## Small Numbers

Of the 32 third round games, seven of them were decided by seven points or less.

Winning team	Margin	Losing Team
3A W No. 1 Crest	1	3A W No. 8 West Charlotte
3A E No. 13 Northern Nash	1	3A E No. 5 Scotland
2A W No. 4 Bunker Hill	1	2A W No. 5 Monroe
4A E No. 5 Cardinal Gibbons	2	4A E No. 13 Clayton
2A E No. 4 Nash Central	3	2A E No. 12 Hertford County
1A W No. 1 Robbinsville	6	1A W No. 9 Swain County
4A W No. 4 Grimsley	7	4A W No. 5 Hough

Crest overcame a 16-point deficit in the fourth quarter and blocked a 22-yard field goal with 1:07 left in the game to force overtime. After giving up 7 in the first half of the extra period, the Chargers scored on the first play and A.J. Adams converted the two-point conversion to win the game.

Northern Nash took a 45-44 lead thanks to a touchdown catch from Jaquille Arrington and the ensuing extra point with 1:40 left in the game. Scotland set up for a would-be game-winning 44-yard field goal with two seconds left but Randall King made a game-saving block to end the game and extend the Knights' season.

In Claremont, Bunker Hill running back Jason Willis Jr. busted a 42-yard touchdown run and the point after gave the Bears a 24-17 lead in the fourth quarter. Monroe scored with 32 seconds left but the Bears stopped the potential go-ahead two-point conversion and recovered the ensuing onside kick to seal a 24-23 win over the Red Hawks.

## Third Round Notes

### Highs and Lows

Of the 64 winners in Round Two, 11 of them scored 50 or more points on their way to the Third Round. The 1A W No. 10 Seed Murphy Bulldogs set the bar as they scored 59 points (on the road) in their win over No. 7 Bishop McGuinness. This week, they'll travel to Mount Airy to face the defending champs. Below are the 11 highest scorers from Round Two.

Murphy	59
Hertford County	58
Grimsley	56
Clinton	56
Nash Central	56
Cardinal Gibbons	55
SouthWest Edgecombe	55



# 2023 North Carolina High School Athletic Association Football Playoff Notes

Northeastern	55
West Columbus	54
Wilson Prep	50
North Moore	50

Four teams showed out on the other side of the ball and won with shutout performances. 1A E No. 1 Tarboro picked up a 48-0 win over Northampton County after a first round bye and 1A W No. 2 Mount Airy beat Mitchell 42-0. 2A W No. 2 Salisbury knocked off No. 15 Maiden 40-0 and 3A W No. 7 A.C. Reynolds topped Kings Mountain 15-0.

## Free Football

In the second round, 16 teams won by seven points or less to punch their tickets to the third round. Two of those teams needed extra time to pull out the win. 3A E No. 3 Seed Southern Alamance topped No. 14 Jacksonville in overtime as Bradley Capps made a game-winning, goal-line tackle on fourth down to give the Patriots a 25-19 win. Southern Alamance will host No. 27 Terry Sanford in Round Three.

1A E No. 7 Lakewood edged No. 10 Perquimans 35-28 as Heath Britt ran for a touchdown on second down in the overtime period and Perquimans' failed to convert. The Pirates drove 99 yards in the final three minutes to tie the game and missed a would-be go-ahead extra point with just more than a minute to play. The Leopards will travel to No. 2 Seed West Columbus in Round Three.

## Still Dancin'

Six teams will compete in the third round despite having played as underdogs on the road in both of the first two rounds. 3A E No. 27 Seed Terry Sanford is the highest seed remaining in the NCHSAA Football Playoffs after beating Vance County 34-27 in Round One and Harnett Central 43-22 in Round Two.

A pair of No. 25 Seeds are also participating in the Third Round this week. In the 3A East, J. H. Rose slid past No. 9 seed North Brunswick 14-7 after beating White Oak 21-19 in Round One. In the 4A East, Fuquay-Varina ended Ashley's breakout year with a 10-7 victory in Round Two. This was Ashley's first appearance in the NCHSAA Football Playoffs since 2007. Fuquay-Varina will meet top-seeded Rolesville this week.

Newcomer Southeast Alamance is still yet to lose the school's first ever playoff football game as the new school made its postseason debut this year and beat Martin County 27-13 in Round One and then Cummings 21-14 in Round Two. Top-seeded Clinton will host the Stallions this week.

In the 4A West, No. 24 Charlotte Catholic, No. 23 Independence and No. 19 Mount Tabor are each making Cinderella runs of their own. Mount Tabor topped No. 3 seed Mooresville 19-14 last week while Independence took out the No. 7 Seed East Forsyth and Charlotte Catholic took down the No. 8 Seed T. C. Roberson.

## We Meet Again

Eight teams will see familiar faces on the opposite sideline this week as four games are rematches from the regular season and three of them are conference match ups.

4A E No. 3 Hoggard will host cross-town rival Laney, the No. 11 seed, in the third round this week. The confer-



# 2023 North Carolina High School Athletic Association Football Playoff Notes

ence foes played back on Sept. 21 and Hoggard won 49-15. 3A E No. 1 Havelock is set to meet fellow Big Carolina Conference member J.H. Rose on Friday night, three weeks after their regular season showdown. The Rams won the first contest 35-7. 2A W No. 3 Community School of Davidson will host No. 11 Forest Hills in the third round in a rematch of a September 8 game in Davidson. Forest Hills won that contest 21-14, giving the Spartans their only loss of the season. 1A W No. 1 Robbinsville will host No. 9 Swain County on Friday night as a rematch of their regular season finale. The Black Knights beat the Maroon Devils 14-8 the first time around, which was also in Robbinsville.

## Football and Futbol

Two schools are still alive in both the NCHSAA Men's Soccer and Football playoffs and the men's soccer championships are scheduled for Friday and Saturday, November 17-18, at MacPherson Stadium in the Bryan Park Soccer Complex in Browns Summit.

In the 2A Classification, Community School of Davidson's men's soccer team will play Franklin Academy for the NCHSAA Championship on Saturday and the football team, the No. 3 Seed in the West will host No. 11 Forest Hills on Friday night.

In the 3A Classification, the Hickory Red Tornadoes men's soccer team will play First Flight for the NCHSAA Championship on Saturday and the football team will, the No. 2 Seed in the West will host No. 7 A.C. Reynolds on Friday night.

## Second Round Notes

### Upset Alert

In the first round of action, 18 teams went on the road and got back on the bus with plans for next Friday night. The highest seed that advanced to the second round was 3A East No. 27 Terry Sanford. The Bulldogs met with the undefeated 2A/3A Northern Lakes Conference Champion Vance County and, despite falling behind by two touchdowns, won 34-27 to earn a date with Harnett Central in the second round.

4A East No. 26 New Hanover also earned a big road win on Friday as they beat No. 7 Hillside 23-6 to earn a trip to No. 10 New Bern this week.

A pair of No. 25 seeds picked up first-round upsets as 3A East No. 25 J. H. Rose and 4A East No. 25 Fuquay-Varina each survived and advanced. J.H. Rose edged No. 8 Whiteoak as their 50-yard field goal attempt at the final whistle fell just short. Fuquay Varina knocked off No. 8 Jack Britt 17-9 and will meet fellow bracket buster No. 24 Ashley in the second round after Ashley toppled No. 9 Pine Forest 38-19 in round one.

The rest of the upsetters in round one were No. 24 Southeast Alamance, No. 24 Charlotte Catholic, No. 23 Lincoln, No. 23 Independence, No. 21 Southern Durham, No. 20 Corvian Community, No. 20 Central Davidson, No. 19 Weldon, No. 19 Jordan, No. 19 East Lunclon, No. 18 Pender, No. 18 Mallard Creek, No. 17 Wake Forest and No. 17 Northampton.

## Grand Entrance



# 2023 North Carolina High School Athletic Association Football Playoff Notes

The Southeast Alamance Stallions and the Martin County Knights each made their NCHSAA Playoffs debut on Friday and were matched up against each other in Round One. The No. 24 Stallions won 27-13 at No. 9 Martin for the first playoff win in school history. This week they will meet No. 8 Cummings in the second round this week.

Corvian Community also made its NCHSAA football postseason debut on Friday and traveled to 1A West No. 13 Draughn and earned a 38-28 win. In the second round, the Cardinals will head to No. 4 North Rowan.

### Close Calls

In the first round there were 12 games decided by a touchdown or less including games involving 3A East No. 9 North Brunswick and 3A West No. 16 Statesville, who each survived by a single point.

In the game between North Brunswick and Person, a 65-yard touchdown pass from Tarron Green to Michael Green gave North Brunswick a 28-27 lead in the fourth quarter. After trading stops, Person drove to the 20-yard line and called timeout with 3.3 seconds remaining but the ensuing attempt at a game-winning field goal fell just a little short.

In the game between Statesville and South Point, the Greyhounds stopped the Red Raiders' 2-point conversation attempt with just over two minutes left in the fourth quarter and held on to escape 28-27. Statesville will host J.H. Rose, who also had a narrow escape in the first round, this week in Round Two.

Here are the 12 narrowest margins of victory from the first round.

Seed	Winning team	Margin	Seed	Losing Team
3A E No. 9	North Brunswick	1	3A E No. 28	Person
3A W No. 16	Statesville	1	3A W No. 17	South Point
2A E No. 16	Beddingfield	2	2A E No. 17	James Kenan
3A E No. 25	J.H. Rose	2	3A E No. 8	Whiteoak
3A W No. 20	Central Davidson	3	3A W No. 13	Eastern Guilford
2A E No. 8	Cummings	5	2A E No. 25	Heide Trask
1A W No. 15	Mountain Island	5	1A W No. 18	Alleghany
4A W No. 3	Mooresville	6	4A W No. 33	A. L. Brown
1A E No. 19	Weldon	6	1A E No. 14	Gates County
3A E No. 10	Currituck County	7	3A E No. 23	South Johnston
2A E No. 14	Farmville Central	7	2A E No. 19	Southwest Onslow
4A E No. 12	Millbrook	7	4A E No. 21	Heritage

### Offensive Outbursts

In the first round of the 2023 NCHSAA Playoffs, 36 teams scored 50 or more points and 11 scored 60 or more. 1A West No. 3 Seed Eastern Randolph lit the most bulbs on the scoreboard in Round One as they scored 68 points in its first round win over Cherryville. Below are the top scorers in Round One.

Eastern Randolph	68	Reidsville	58	Watauga	54
Southeastern Halifax	66	East Bladen	57	Crest	53
Clinton	64	Murphy	57	Bessemer City	52





# 2023 North Carolina High School Athletic Association Football Playoff Notes

North Rowan	63	Cleveland	57	Northwest Cabarrus	52
Monroe	63	Northern Nash	56	Rolesville	52
Burns	63	Seventy-First	56	Hoggard	52
Princeton	63	Robbinsville	55	Hickory	51
Dudley	63	Wallace-Rose Hill	55	New Bern	51
Havelock	62	Jacksonville	55	Hough	51
Shelby	62	Bunker Hill	61	Clayton	55
Bishop McGuinness	50	Lakewood	60	Northampton	54
North Lincoln	50	Pender	58	Grimsley	54

## Pitching a Shutout

There were 22 teams that did not allow a single point in their first round contest. A.C. Reynolds, Albemarle, Cardinal Gibbons, Crest, Havelock, Hayesville, Hoggard, Hough, Independence, Leesville Road, North Moore, Oak Grove, Porter Ridge, Randleman, Reidsville, Robinson, Rolesville, Southeast Halifax, Southern Alamance, Swain County, West Charlotte and Whiteville all kept their opponents from scoring on Friday night.

## First Round Notes

### How Playoff Seeding Works

Each conference is allotted playoff berths based on the number of schools fielding a team in a particular sport:

1-5 Teams = 1 Berth (Conference Champion)

6+ Teams = 2 Berths (Conference Champion + 2nd Place)

The highest finishing team from a given classification in a split conference will automatically qualify, regardless of overall conference finish (minimum of 2 schools per classification)

RPI rating was added to the Handbook for conference tie-breaking procedure as the final tiebreaker.

The remaining non-automatic teams in each region (East/West) will fill the remaining berths based solely on their RPI rating, with the caveat that a team can only make the playoffs if all of the teams above them in the conference standings have also made the playoffs.

Conference champions are seeded before any other qualifying teams by RPI rating. All other teams are seeded after the conference champions by the RPI rating of the school, regardless of conference finish. Each region (East/West) is seeded independently of one another, utilizing the RPI rating of the school.

## Championship Sites

UNC's Kenan Memorial Stadium is the most frequent host of NCHSAA Football Championship games having hosted 79 championship games since 1989. This year's games will be the 81st and 82nd in Kenan Stadium (first in 1929). Carter-Finley will be hosting its 33rd and 34th NCHSAA Championship Games this season. Wake Forest's



# 2023 North Carolina High School Athletic Association Football Playoff Notes

BB&T Field (Groves) has held 25 Championship Games and Duke’s Wallace Wade has played host nine times. In 1988, Groves Stadium hosted the 4A Championship, prior to that game, championships were played predominately at high school sites. From 1990-2001, all four classifications played their Championship Games at Kenan.

## Welcome To the Show

Four programs made their NCHSAA Football Playoffs debut in the first round this year. Those newcomers are: in the 1A bracket, the Corvian Community Cardinals; in the 2A bracket the Martin County Knights and the Southeast Alamance Stallions; and in the 4A bracket, the South Garner Titans.

## Welcome Back!

Of the 251 teams selected to the playoffs this year 211 of them made the playoffs last season but 40 teams ended playoff droughts.

Last APP	School
2007	Ashley
2012	Dixon
2013	Harnett Central, North Gaston
2014	Trinity
2016	Person, Southeast Raleigh
2017	T.W. Andrews, Orange, Purnell Swett
2018	East Rutherford, Lexington, Sun Valley
2019	Bandys, Lee, Northeast Guilford, West Iredell, Hunter Huss, Gray’s Creek
2020	Red Springs, Louisburg, Apex Friendship, Alexander Central
2021	Washington, South Stanly, Bishop McGuinness, Northwood, Southwestern Randolph, West Stanly, North Surry, North Henderson, North Lincoln, Rockingham County, Garner, South View, Middle Creek, Northwest Guilford, Myers Park, Cuthbertson and North Mecklenburg

## You Again?

The NCHSAA’s all-time playoff win-loss records dates back to 1972. Shelby tops the list with the most wins all time with 116. The top 29 teams on the list of most playoff wins all time are back in the field this year. Corcord (52 wins since 1972) is the program with the most playoff wins that missed the playoffs this year after going 5-5 in 2023.

TEAM	APP.	W	L	T	PCT.
Shelby	40	116	27	0	.811
Swain County	42	95	33	0	.742
Reidsville	36	91	27	1	.765
Richmond County	46	89	37	0	.706
Wallace-Rose Hill	40	86	31	0	.735
Tarboro	40	84	30	0	.737
Charlotte Catholic	40	83	29	0	.741
Clinton	44	82	38	0	.683
Thomasville	39	81	31	0	.723
Robbinsville	43	76	30	0	.717

\*Records before the 2023 first round games.





# 2023 North Carolina High School Athletic Association Football Playoff Notes



## 2023 Regular Season Top Passers (by yardage) from MaxPreps.com

#	NAME	YDS	YDS/G	COMP	ATT	PCT	TD	INT	RTG	GP
1	Cole Weeks - Hobbton	3083	308.3	188	291	0.646	35	10	125	10
2	Blake Peters - Ashe County	3021	302.1	220	323	0.681	32	14	113	10
3	Connor Shea - Lejeune	3000	333.3	197	424	0.465	39	24	77	9
4	Ty Miller - Davie	2894	289.4	210	352	0.597	29	8	104	10
5	Jaylen Hewitt - West Carteret	2893	289.3	199	333	0.598	32	16	100	10
6	Mason Fortune - Millbrook	2817	281.7	190	301	0.631	25	3	117	10
7	Ny'tavious Huskey - Crest	2743	274.3	155	216	0.718	35	7	140	10
8	Grayson Harvey - Mtn. Island	2670	267.0	138	243	0.568	19	7	109	10
9	Braden Atkinson - Rolesville	2603	260.3	172	235	0.732	34	4	142	10
10	Andrew Attmore II - Dudley	2572	257.2	142	195	0.728	33	3	148	10

## 2023 Regular Season Top Rushers (by yardage) from MaxPreps.com

#	NAME	YDS	YDS/G	Y/C	ATT	LONG	TD	FUM	GP
1	Gabe Bolivar - Pine Lake Prep	2430	243.0	9.28	262	93	27	2	10
2	Jamal Rule- Salisbury	2181	218.1	10.14	215	0	29	1	10
3	Jonathan Paylor - Cummings	2131	213.1	15.22	140	71	26	0	10
4	Zay Jones - Scotland	2064	206.4	8.22	251	73	33	0	10
5	Tyselle Spencer - Northeastern	2004	200.4	15.90	126	93	28	0	10
6	Camán Chaplin - West Forsyth	2003	222.6	9.96	201	0	30	0	9
7	Alex Sanford - Ledford	1901	211.2	9.23	206	0	31	0	9
8	Corbin Kerr - Wallace-Rose Hill	1846	184.6	8.55	216	99	23	0	10
9	Austin Lewallen - Princeton	1831	183.1	7.24	253	0	21	0	10
10	Jason Willis Jr. - Bunker Hill	1821	182.1	9.20	198	96	28	0	10

## 2023 Regular Season Top Recievers (by yardage) from MaxPreps.com

#	NAME	YDS	YDS/G	Y/C	REC	LONG	TD	GP
1	Ashawd Wynn - Hobbton	1540	154.0	18.33	84	0	15	10
2	Jaedon Alford - Rolesville	1267	126.7	19.80	64	62	15	10
3	Braylon Stewart - Middle Creek	1119	111.9	17.22	65	75	16	10
4	Kamien Little-Burgess- North Pitt	1101	122.3	25.60	43	81	3	9
5	Cash Obregon - Bandys	1098	109.8	21.96	50	63	14	10
6	Justice Washington - Mtn. Island	1083	108.3	22.10	49	0	7	10
7	Sergio Castellon - Panther Creek	1062	106.2	13.97	76	99	10	10
8	Tyshaun Goldston - Randleman	1060	106.0	24.65	43	79	15	10
9	Ian Graybeal - Ashe County	1040	104.0	16.25	64	76	10	10
10	Hampton Roderick - Laney	1008	100.8	16.52	61	85	8	10



# 2023 North Carolina High School Athletic Association Football Playoff Notes

## VIDEO STREAMING & TELEVISION BROADCASTS

The media rights to all NCHSAA post-season events, including playoffs and State Championships, are held by the NCHSAA. Sinclair Broadcasting Group has purchased the exclusive rights to produce and distribute the Football and Basketball State Championships. They also have the right of first refusal on any playoff contest in those two sports for their contract with the NCHSAA.

The NCHSAA also has an agreement with the NFHS Network that cedes the remaining portion of NCHSAA post-season events media rights to the NFHS Network. Per our agreement with them, they would have the following choice of games during the football and basketball playoffs after Sinclair. They have first right of refusal on all other sports during the playoffs.

Many of the 2023 NCHSAA Football Playoff Contests will be broadcast live by the NFHS Network. Network subscribers can watch NCHSAA games live and on-demand as well as playoff and championship action from other state associations across the country. Subscriptions are just \$11.99/ a month. Media outlets seeking to broadcast an NCHSAA Playoff game live must submit the online Broadcast Request Form by visiting the Media section of the NCHSAA's website. All forms must be completed at least 24-hours prior to the start of the contest.

Below is a list of all the Fourth Round Games available on the NFHS Network

### Away School

Independence High School  
Hoggard High School  
Nash Central High School  
Northern Nash High School  
West Henderson High School  
Eastern Randolph High School  
Bunker Hill High School  
Cardinal Gibbons High School  
Southern Alamance High School  
East Bladen High School  
Grimsley High School


### Home School

Butler High School  
Cleveland High School  
Clinton High School  
Havelock High School  
Hickory High School  
Mount Airy High School  
Reidsville Senior High School  
Rolesville High School  
Seventy- First High School  
Tarboro High School  
Weddington High School




# 2023 NCHSAA Football Championships - 1A

Location Various Cities, NC




# 2023 NCHSAA Football Championships - 2A

Location Various Cities, NC



# 2023 NCHSAA Football Championships - 3A


Location Various Cities, NC





# 2023 NCHSAA Football Championships - 4A

Location Various Cities, NC











# FOOTBALL STATE CHAMPIONSHIP LIST



## OPEN

1913	Raleigh
1914	Raleigh
1915	Raleigh
1916	Charlotte
1917	Charlotte
1918	-----
1919	Chapel Hill
1920	Chapel Hill
1921	Fayetteville
1922	Asheville
1923	Charlotte
1924	Rockingham
1925	Gastonia
1926	Sanford
1927	Wilmington New Hanover
1928	Wilmington New Hanover

### PLAY WENT TO CLASS A AND B IN 1929

	<b>CLASS A</b>	<b>CLASS B</b>	<b>SIX-MAN</b>
1929	Charlotte	Concord	
1930	Charlotte	Reidsville	
1931	Durham	Reidsville	
1932	Charlotte	Reidsville	
1933	Durham	Elizabeth City	
1934	Durham, Greensboro*	Edenton	
1935	Raleigh	Mount Airy	
1936	Charlotte	Mills Home	
1937	Charlotte	Reidsville	
1938	Durham, Greensboro*	Mount Airy	
1939	Durham	Reidsville	
1940	Greensboro	Reidsville	Selma

### PLAY WENT TO CLASS AA, A AND B IN 1941

	<b>CLASS AA</b>	<b>CLASS A</b>	<b>CLASS B</b>	<b>SIX-MAN</b>
1941	Raleigh, High Point*	Laurinburg		Bessemer
1942	Greensboro	Mount Airy		
1943	Charlotte	Reidsville, Laurinburg*		Curry
1944	Wilson	Laurinburg		
1945	Raleigh	Reidsville		Junior Home, Lexington
1946	Wilson	Mount Airy		
1947	Fayetteville	Henderson		Junior Home, Lexington
1948	Fayetteville	Mount Airy		Clemmons
1949	Durham	Henderson	Fairmont	Southern Pines

### CLASSIFICATIONS WERE CHANGED TO CLASS AAA, AA, AND A IN 1950

	<b>CLASS AAA</b>	<b>CLASS AA</b>	<b>CLASS A</b>	<b>SIX-MAN</b>
1950	Durham	Reidsville	Williamston	Drexel
1951	Wilmington	Lumberton	Ahoskie	Candor
1952	R.J. Reynolds	Harding	Ahoskie	Clayton
1953	Durham, R.J. Reynolds*	Harding	Massey Hill	Old Town
1954	Greensboro	Reidsville	Edenton	Southern Pines
1955	Salisbury	Kinston	Cary	Southern Pines

### CLASS AA-C WAS ADDED IN 1956

	<b>CLASS AAA</b>	<b>CLASS AA</b>	<b>CLASS A</b>	<b>SIX-MAN</b>	<b>AA-C</b>
1956	Fayetteville, Greensboro*	Canton	Edenton	Aberdeen	Granite Falls
1957	Salisbury	Elizabeth City	Edenton	Clarkton	Morehead City
1958	R.J.Reynolds, Wilson*	Morehead	Andrews	Bath	Williamston

\* tie, co-champions



# FOOTBALL STATE CHAMPIONSHIP LIST



	<b>CLASS AAAA</b>	<b>CLASS AAA</b>	<b>CLASS AA</b>	<b>CLASS A</b>	<b>8-MAN</b>
1959	Garinger	Rockingham	Smithfield	Beaufort	Bath
1960	Greensboro	Brevard	Edenton	James Kenan	Bath
1961	Raleigh	Greenville (1) Canton (2)	Ahoskie (1) Hanes (2) Appalachian (3) Glen Alpine (4)	Windsor (1) Rohanen (2) Allen Jay (3)	Clarkton
1962	Rocky Mount	Rockingham (1) Brevard (2)	Elizabethtown (1) Jamestown (2) Appalachian (3)	Windsor (1) James Kenan (2) Sumner,East Surry* Glen Alpine (4)	Southport
1963	Rocky Mount	Rockingham (1) Reidsville,Brevard *	Hertford (1) Elizabethtown(2) Mount Holly (3) Sylva-Webster (4)	Murfreesboro (1) Weldon (2) East Surry (3) Andrews (4)	Southport
1964	R.J. Reynolds	Rockingham(1) Waynesville(2)	Edenton (1) Elizabethtown(2) Mt.Pleasant (3) Appalachian(4)	Farmville(1) Aberdeen (2) Glen Alpine (3) Andrews(4)	Southport
1965	Durham (1) Myers Park (2)	Tarboro (1) Graham (2)	Edenton (1) Whiteville(2) Siler City,J-Matthews(3) Surry Central(4) Sylva-Webster(5)	Ayden (1) Littlefield(2) Glen Alpine(3) Robbinsville (4)	
1966	Broughton(1) S.Mecklenburg (2)	Sanford (1) Pisgah (2)	Ahoskie (1) Stedman (2) North Davidson (3) Sylva-Webster(4)	Ayden (1) Liberty (2) Andrews (3)	
1967	Fike	Sanford (East) Elkin(West)	Edenton,S.Wayne* Mt.Holly (West)	Ayden (East) Andrews (West)	
1968	Fike	Sanford (East) Mt.Airy (West)	Rohanen (East) Hendersonville(West)	Ayden	
1969	Fike	Northeastern (East) Reidsville (West)	Edenton (East) Hendersonville(West)	Robbinsville	
1970	Broughton	71st(East) Reidsville (West)	Ahoskie (East) Murphy (West)	Robbinsville	
1971	North Forsyth	Havelock (East) Pisgah (West)	Gates County (East) Maiden (West)	Robersonville	

From 1961 through 1971, play did not culminate in a state champion in all classifications. Regional champions are indicated by the number of their respective regions in parentheses, or by Eastern and Western champions when that was as far as a team could advance. \*indicates co-champions.





# FOOTBALL STATE CHAMPIONSHIP LIST



	CLASS AAAA	CLASS AAA	CLASS AA	CLASS A
1972	T.Wingate Andrews	Sanford,Tuscola*	Sylva-Webster	North Duplin
1973	Sanford Central	Ragsdale, E.Bladen*	Sylva-Webster	Robbinsville
1974	Gastonia Ashbrook	Ragsdale	Murphy	Robbinsville
1975	Rose	Pisgah	Roanoke	Maxton
1976	T.Wingate Andrews	Pisgah	Franklin	Robbinsville
1977	East Mecklenburg	Western Guilford	Charlotte Catholic	Robbinsville
1978	Richmond County	Watauga	Maiden	Midway
1979	High Point Central	South Point	Swain County	Robbinsville
1980	Greensboro Page	Walter Williams	Sylva-Webster	Robbinsville
1981	South Mecklenburg	Walter Williams	Randleman	Robbinsville
1982	Jacksonville	Brevard	Randleman	Robbinsville
1983	Greensboro Page	Eastern Randolph	Randleman	Robbinsville
1984	Page, 71st*	Tarboro	Forest Hills	Jamesville
1985	Greensboro Page	Walter Williams	Lexington	Swain County
1986	Seventy-First	Shelby	Lexington	Murphy
1987	Garner	Shelby	Whiteville	Murphy
1988	Richmond Senior	Hugh M. Cummings	Thomasville	Swain County
1989	Richmond Senior	A.L. Brown	Clayton	Swain County
1990	Richmond Senior	Hugh M. Cummings	Clinton	Swain County
1991	South View	T.Wingate Andrews	Thomasville	Murphy
1992	East Forsyth	Hugh M. Cummings	West Brunswick	Robbinsville
1993	Northern Durham	West Brunswick	Lincolnton	Hobbs
1994	Crest	Burns	Wallace-Rose Hill	North Edgecombe
1995	West Charlotte	Bertie	Thomasville	Williamston
1996	Crest	Hickory	Clinton	Murphy
1997	Richmond Senior	A.L.Brown	Clinton	North Edgecombe
1998	Richmond Senior	Carver	Shelby	Starmount
1999	A.C.Reynolds	Walter Williams	High Point Central	Williamston
2000	Independence	Bertie	Southwest Onslow	Graham
2001	Independence	Parkland	Clinton	1-A: Swain Co 1-AA: Albemarle
2002	4-A: A.C. Reynolds 4-AA:Independence	3-A: Carver 3-AA: Ashbrook	2-A: Cummings 2-AA: Reidsville	1-A: Elkin 1-AA: Albemarle
2003	4-A: Rose 4-AA:Independence	3-A: South Point 3-AA: Crest	2-A: Southwest Onslow 2-AA: Reidsville	1-A: Elkin 1-AA: Albemarle
2004	4-A: Rose 4-AA: Independence	3-A: Concord 3-AA: Crest	2-A: Southwest Onslow 2-AA: Charlotte Catholic	1-A: Swain 1-AA: Thomasville
2005	4-A: Rose 4-AA: Independence	3-A: Asheville 3-AA: Charlotte Catholic	2-A: Clinton 2-AA: Shelby	1-A: Elkin 1-AA: Thomasville
2006	4-A: Rose 4-AA: Independence	3-A: Concord 3-AA: Eastern Randolph	2-A: Cummings 2-AA: Shelby	1-A: Elkin 1-AA: Thomasville
2007	4-A: Hoggard 4-AA: New Bern	3-A: West Rowan 3-AA: Dudley	2-A: Lincolnton 2-AA: Reidsville	1-A: Plymouth 1-AA: James Kenan
2008	4-A: Seventy-First 4-AA: Richmond	3-A: West Rowan 3-AA: Dudley	2-A: Newton-Conover 2-AA: Reidsville	1-A: Mount Airy 1-AA: Thomasville
2009:	4-A: A.C. Reynolds 4-AA: David Butler	3-A: West Rowan 3-AA: South Point	2-A: Tarboro 2-AA: Reidsville	1-A: Wallace-Rose Hill 1-AA: Albemarle
2010:	4-A: Hillside 4-AA: David Butler	3-A: West Rowan 3-AA: Northern Guilford	2-A: Tarboro 2-AA: Salisbury	1-A: Wallace-Rose Hill 1-AA: Albemarle
2011:	4-A: Scotland 4-AA: Page	3-A: Havelock 3-AA: Northern Guilford	2-A: Tarboro 2-AA: West Stokes	1-A: Murphy 1-AA: Swain County
2012:	4-A: New Bern 4-AA: David Butler	3-A: Havelock 3-AA: Northern Guilford	2-A: East Lincoln 2-AA: South Iredell	1-A: Plymouth 1-AA: Southwest Onslow
2013:	4-A: Dudley 4-AA: Mallard Creek	3-A: Havelock 3-AA: Southern Durham	2-A: T.W. Andrews 2-AA: Shelby	1-A: Murphy 1-AA: James Kenan
2014:	4-A: New Bern 4-AA: Mallard Creek	3-A: Crest 3-AA: Northern Guilford	2-A: Shelby 2-AA: East Lincoln	1-A: Robbinsville 1-AA: Wallace-Rose Hill
2015:	4-A: Charlotte Catholic 4-AA: Mallard Creek	3-A: Rocky Mount 3-AA: Crest	2-A: Shelby 2-AA: Monroe	1-A: Plymouth 1-AA: Wallace-Rose Hill
2016;	4-A: Greensboro Dudley 4-AA: Wake Forest	3-A: South Point 3-AA: Weddington	2-A: Reidsville 2-AA: Shelby	1-A: Murphy 1-AA: Wallace-Rose Hill
2017:	4-A: Harding University 4-AA: Wake Forest	3-A: Charlotte Catholic 3-AA: New Hanover	2-A: Wallace-Rose Hill 2-AA: Hibernian	1-A: Cherokee 1-AA: Tarboro
2018:	4-A: East Forsyth 4-AA: Wake Forest	3-A: Charlotte Catholic 3-AA: Weddington	2-A: Reidsville 2-AA: Shelby	1-A: Murphy 1-AA: Tarboro
2019:	4-A: East Forsyth 4-AA: Zebulon B. Vance (Charlotte)	3-A: Charlotte Catholic 3-AA: Weddington	2-A: Reidsville 2-AA: Shelby	1-A: Robbinsville 1-AA: East Surry
2020-21:	4-A: Grimsley 4-AA: Zebulon B. Vance (Charlotte)	3-A : Charlotte Catholic 3-AA: Mount Tabor	2-A: Reidsville 2-AA: Salisbury	1-A: Murphy 1-AA: Tarboro
2021:	Cardinal Gibbons	Dudley	Shelby	Tarboro
2022:	(Vacated)	East Lincoln	East Duplin	Mount Airy



# FOOTBALL STATE CHAMPIONSHIP RESULTS



## OPEN

1913	Raleigh 29	Washington 0
1914	Raleigh 117	Asheville 0
1915	Raleigh 6	Charlotte 0
1916	Charlotte 36	Chapel Hill 0
1917	Charlotte 41	Chapel Hill 0
1918	<i>no championship—flu epidemic</i>	
1919	Chapel Hill 78	Greensboro 0
1920	Chapel Hill 14	Monroe 0
1921	Fayetteville 7	Winston-Salem 0
1922	Asheville 12	New Bern 6 (teams agreed to play OT)
1923	Charlotte 20	Sanford 7
1924	Rockingham 7	Shelby 0
1925	Gastonia 8	Sanford 0
1926	Sanford 13	Charlotte 0
1927	Wilmington New Hanover 7	Greensboro 6
1928	Wilmington New Hanover 14	Statesville 9

## PLAY WENT TO CLASS A AND B IN 1929

### CLASS A

### CLASS B

1929	Charlotte Central 27	Goldsboro 0	1929	Concord 13	Oxford 7 ( <i>Kenan Stadium</i> )
1930	Charlotte 14	Raleigh 6	1930	Reidsville 20	Apex 7
1931	Durham 13	Charlotte 6	1931	Reidsville 6	Apex 0
1932	Charlotte 13	Durham 0	1932	Reidsville 32	Elizabeth City 12
1933	Durham 7	Charlotte 0	1933	Elizabeth City 19	Burlington 0
1934	Durham 12	Greensboro 12 (TIE)	1934	Edenton 6	Reidsville 0
1935	Raleigh 31	Winston-Salem 6	1935	Mount Airy 7	Edenton 0
1936	Charlotte 12	Raleigh 7	1936	Thomasville Mills Home 13	Roanoke Rapids 0
1937	Charlotte 20	Rocky Mount 7	1937	Reidsville 19	Hamlet 6
1938	Durham 6	Greensboro 6 (TIE)	1938	Mount Airy 26	Whiteville 18
1939	Durham 6	Greensboro 0	1939	Reidsville 18	Hamlet 0
1940	Greensboro 7	Rocky Mount 0	1940	Reidsville 14	Elizabeth City 12

## PLAY CHANGED TO CLASS AA, A AND B IN 1941

### CLASS AA

### CLASS A

### CLASS B

1941	Raleigh 0, High Point 0 (TIE)	1941	Laurinburg 20, Mount Airy 6		
1942	Greensboro 12, Gastonia 6	1942	Mount Airy 41, Scotland Neck 0		
1943	Charlotte 7, Raleigh 0	1943	Reidsville 6, Laurinburg 6 (TIE)		
1944	Wilson 26, Greensboro 0	1944	Laurinburg 8, Reidsville 7		
1945	Raleigh 28, High Point 6	1945	Reidsville 27, Laurinburg 0		
1946	Wilson def. Greensboro, forfeit	1946	Mount Airy 38, Wadesboro 0	1946	Boonville 27, Raeford 7
1947	Fayetteville 39, Charlotte 0	1947	Henderson 25, Mount Airy 14	1947	Fairmont (by forfeit)
1948	Fayetteville 14, Burlington 13	1948	Mount Airy 26, Laurinburg 0		
1949	Durham 21, Burlington 13	1949	Henderson 20, Reidsville 14		

## CLASSIFICATION NAMES CHANGED TO CLASS 3A, 2A AND 1A IN 1950

### 3A

### 2A

### 1A

1950	Durham 12, W.-S. R.J. Reynolds 7	1950	Reidsville 26, Henderson 0	1950	Williamston 19, Bessemer City 13
1951	Wilmington 14, High Point 13	1951	Lumberton 18, Reidsville 13	1951	Ahoskie 52, Walnut Cove 0
1952	W.-S. R.J. Reynolds 13, Durham 6	1952	Charlotte Harding 32, Henderson 13	1952	Ahoskie 48, Bessemer City 6
1953	Durham 14, W.-S. R.J. Reynolds 14 (TIE)	1953	Charlotte Harding 20, Hamlet 0	1953	Massey Hill 20, Greensboro Bessemer 0
1954	Greensboro 20, Durham 13	1954	Reidsville 20, Graham 6	1954	Edenton 41, Greensboro Bessemer 20
1955	Salisbury 13, Durham 6	1955	Kinston 12, Hendersonville 7	1955	Cary 21, Spruce Pine 0
1956	Fayetteville 6, Greensboro 6 (TIE)	1956	Canton 33, Washington 6	1956	Edenton 45, Mebane 6
1957	Salisbury 21, Fayetteville 0	1957	Elizabeth City 18, Myers Park 15	1957	Edenton 14, Mebane 7
1958	Wilson 6, W-S R.J. Reynolds 6 (TIE)	1958	Eden Morehead 12, Rockingham 0	1958	Andrews 33, Southern Pines 9





# 4A FOOTBALL STATE CHAMPIONSHIP RESULTS



1959 Charlotte Garinger 20  
 1960 Greensboro 19  
 1961 Raleigh 19  
 1962 Rocky Mount 20  
 1963 Rocky Mount 14  
 1964 Winston-Salem R.J. Reynolds 14

Greensboro 6  
 Winston-Salem R.J. Reynolds 7  
 Charlotte Garinger 0  
 Winston-Salem R.J. Reynolds 6  
 Winston-Salem R.J. Reynolds 13  
 Durham 6

## REGION 1

## REGION 2

1965 Durham 19  
 1966 Broughton 21

Fayetteville 14  
 Durham 0

1965 Myers Park 27  
 1966 South Mecklenburg 20

Garinger 6  
 Garinger 19

1967 Wilson Fike 28  
 1968 Wilson Fike 21  
 1969 Wilson Fike 17  
 1970 Raleigh Broughton 14  
 1971 North Forsyth 10  
 1972 High Point Andrews 24  
 1973 Sanford Central 14  
 1974 Gastonia Ashbrook 13  
 1975 Greenville Rose 14  
 1976 High Point Andrews 6  
 1977 East Mecklenburg 28  
 1978 Richmond Senior 14  
 1979 High Point Central 21  
 1980 Greensboro Page 36  
 1981 South Mecklenburg 27  
 1982 Jacksonville 15  
 1983 Greensboro Page 21  
 1984 Greensboro Page 14  
 1985 Greensboro Page 26  
 1986 Fayetteville 71st 3  
 1987 Garner 40  
 1988 Richmond Senior 17  
 1989 Richmond Senior 39  
 1990 Richmond Senior 9  
 1991 South View 10  
 1992 East Forsyth 28  
 1993 Northern Durham 39  
 1994 Crest 28  
 1995 West Charlotte 20  
 1996 Crest 20  
 1997 Richmond Senior 27  
 1998 Richmond Senior 36  
 1999 Asheville A.C. Reynolds 7  
 2000 Charlotte Independence 24  
 2001 Charlotte Independence 49

South Mecklenburg 14  
 Gastonia Ashley 7  
 Winston-Salem Atkins 10  
 Charlotte Olympic 0  
 High Point Central 7  
 Fayetteville Reid Ross 17  
 Greensboro Ben Smith 6  
 Sanford Central 12  
 East Mecklenburg 13  
 Richmond Senior 0  
 Rocky Mount 9  
 West Charlotte 0  
 Greenville Rose 9  
 Jacksonville 14  
 Fayetteville Terry Sanford 14  
 Greensboro Page 6  
 Fayetteville Douglas Byrd 14  
 Fayetteville 71st 14 **(TIE)**  
 Fayetteville Terry Sanford 20  
 West Charlotte 0  
 Charlotte Harding 21  
 West Charlotte 0  
 Asheville A.C. Reynolds 13  
 West Forsyth 7  
 West Charlotte 7  
 Northern Durham 21  
 West Charlotte 6  
 Jacksonville 7  
 Fayetteville Douglas Byrd 13  
 Fayetteville Douglas Byrd 7  
 Fayetteville Douglas Byrd 7  
 Garner 6  
 Fayetteville Douglas Byrd 0  
 Hope Mills South View 19  
 Wilmington Laney 25

## CLASSES SUBDIVIDED IN 2002

### 4A

### 4AA

2002 Asheville A.C. Reynolds 14 Northern Nash 7  
 2003 Greenville J.H. Rose 51 W-S Mount Tabor 7  
 2004 Greenville J.H. Rose 19 Fayetteville Jack Britt 17  
 2005 Greenville J.H. Rose 21 Greensboro Grimsley 0  
 2006 Greenville J.H. Rose 26 West Charlotte 12  
 2007 Wilmington Hoggard 28 W-S Mount Tabor 0  
 2008 Fayetteville Seventy-First 28 Fayetteville Douglas Byrd 7  
 2009 Asheville A.C. Reynolds 14 Harnett Central 13  
 2010 Durham Hillside 40 Davie County 0  
 2011 Scotland 42 Porter Ridge 16  
 2012 New Bern 39 Porter Ridge 38  
 2013 Greensboro Dudley 24 Scotland 7  
 2014 New Bern 23 Charlotte Catholic 15  
 2015 Charlotte Catholic 27 Greenville J.H. Rose 20  
 2016 Greensboro Dudley 54 Cape Fear 0  
 2017 Harding University 30 Scotland County 22  
 2018 East Forsyth 35 Scotland 28  
 2019 East Forsyth 24 Cardinal Gibbons 21  
 20-21 Grimsley 28 Cardinal Gibbons 8

2002 Charlotte Independence 41 New Bern 20  
 2003 Charlotte Independence 54 New Bern 7  
 2004 Charlotte Independence 41 South View 7  
 2005 Charlotte Independence 38 New Bern 19  
 2006 Charlotte Independence 49 Durham Riverside 19  
 2007 New Bern 28 Charlotte Independence 17  
 2008 Richmond 38 Fayetteville Jack Britt 35  
 2009 Butler 48 Fayetteville Jack Britt 17  
 2010 Butler 44 Wake Forest-Rolesville 0  
 2011 Greensboro Page 35 Garner 21  
 2012 Butler 56 Fayetteville Jack Britt 28  
 2013 Mallard Creek 59 Wake Forest 21  
 2014 Mallard Creek 25 Wake Forest 14  
 2015 Mallard Creek 49 Greensboro Page 6  
 2016 Wake Forest 29 Greensboro Page 0  
 2017 Wake Forest 21 Mallard Creek 0  
 2018 Wake Forest 9 Charlotte Z.B. Vance 7  
 2019 Charlotte Z.B. Vance 24 Leesville Road 3  
 20-21 Charlotte Z.B. Vance 35 Rolesville 14

## END OF SUBDIVISION ERA

2021 Cardinal Gibbons 14  
 2022 (Vacated)

Julius Chambers 2



# 3A FOOTBALL STATE CHAMPIONSHIP RESULTS



1959 Rockingham 20  
 1960 Brevard 26

Morehead 6  
 Rockingham 0

## REGION 1

1961 Greenville 15 Sanford 13  
 1962 Rockingham 13 Lumberton 6  
 1963 Rockingham 13 Hamlet 0  
 1964 Rockingham 19 Elizabeth City 0  
 1965 Tarboro 13 Greenville 7  
 1966 Sanford 27 Roxboro 10

## EAST

1967 Sanford 21 Northern Durham 9  
 1968 Sanford 33 Roxboro 0  
 1969 Eliz. City Northeastern 21 Lumberton 0  
 1970 Fayetteville Seventy-First 14 Northern Durham 12  
 1971 Havelock 20 Eliz. City Northeastern 6  
 1972 Sanford 14  
 1973 Jamestown Ragsdale 16  
 1974 Jamestown Ragsdale 24  
 1975 Canton Pisgah 35  
 1976 Canton Pisgah 28  
 1977 Western Guilford 26  
 1978 Watauga 33  
 1979 Belmont South Point 34  
 1980 Burlington Williams 29  
 1981 Burlington Williams 32  
 1982 Brevard 15  
 1983 Eastern Randolph 21  
 1984 Tarboro 20  
 1985 Burlington Williams 7  
 1986 Shelby 9  
 1987 Shelby 19  
 1988 Burlington Cummings 41  
 1989 Kannapolis A.L. Brown 24  
 1990 Burlington Cummings 32  
 1991 High Point Andrews 24  
 1992 Burlington Cummings 25  
 1993 West Brunswick 19  
 1994 Burns 21  
 1995 Bertie 38  
 1996 Hickory 42  
 1997 Kannapolis A.L. Brown 34  
 1998 Winston-Salem Carver 33  
 1999 Burlington Williams 20  
 2000 Bertie 32  
 2001 Winston-Salem Parkland 27

## REGION 2

1961 Canton 20 Brevard 0  
 1962 Brevard 19 Greensboro Bessemer 13  
 1963 Reidsville 0 Brevard 0 (TIE)  
 1964 Waynesville 20 Chapel Hill 13  
 1965 Graham 27 Western Alamance 12  
 1966 Canton Pisgah 16 Graham 0

## WEST

1967 Elkin 21 North Surry 0  
 1968 Mount Airy 19 Mount Tabor 0  
 1969 Reidsville 35 Mount Airy 12  
 1970 Reidsville 10 Canton Pisgah 7  
 1971 Canton Pisgah 48 Eastern Alamance 0  
 Waynesville Tuscola 14 (TIE)  
 East Bladen 16 (TIE)  
 Ahoskie 0  
 Havelock 24  
 Clinton 12  
 South Caldwell 20  
 Burlington Williams 28  
 Ahoskie 13  
 Lexington 14  
 Asheville Erwin 15  
 Bertie 7  
 Thomasville 6  
 Kannapolis A.L. Brown 0  
 Forest Hills 3  
 Havelock 6  
 Burlington Williams 0  
 Shelby 14  
 Burlington Cummings 0  
 Statesville 26  
 Kannapolis A.L. Brown 14  
 North Rowan 14  
 High Point Andrews 14  
 Eastern Randolph 14  
 High Point Central 34  
 Jamestown Ragsdale 0  
 Northeast Guilford 12  
 Kings Mountain 28  
 Asheville 7  
 Jamestown Ragsdale 15  
 Crest 21

## CLASSES SUBDIVIDED IN 2002

### 3A

2002 Winston-Salem Carver 34 Wilson Fike 0  
 2003 Belmont South Point 27 Northeast Guilford 10  
 2004 Concord 27 Wilson Hunt 0  
 2005 Asheville 13 Western Alamance 10  
 2006 Concord 35 Western Alamance 28 (OT)  
 2007 Western Alamance 62 North Gaston 36  
 2008 West Rowan 35 West Craven 7  
 2009 West Rowan 28 Eastern Alamance 21  
 2010 West Rowan 34 Eastern Alamance 7  
 2011 Havelock 38 West Rowan 6  
 2012 Havelock 55 Concord 21  
 2013 Havelock 21 Concord 13  
 2014 Crest 24 Havelock 3  
 2015 Rocky Mount 24 South Point 21 (OT)  
 2016 South Point 16 Rocky Mount 7  
 2017 Charlotte Catholic 28 Havelock 14  
 2018 Charlotte Catholic 17 Jacksonville 14  
 2019 Charlotte Catholic 23 Southern Nash 7  
 20-21 Charlotte Catholic 14 Havelock 7

### 3AA

2002 Gastonia Ashbrook 19 Greensboro Dudley 18  
 2003 Crest 40 Eastern Randolph 0  
 2004 Crest 26 Greensboro Dudley 14  
 2005 Charlotte Catholic 21 Burlington Williams 13  
 2006 Eastern Randolph 15 Charlotte Catholic 7  
 2007 Greensboro Dudley 28 Charlotte Catholic 20  
 2008 Greensboro Dudley 34 Kannapolis A.L. Brown 18  
 2009 Belmont South Point 42 South Johnston 28  
 2010 Northern Guilford 21 Crest 20  
 2011 Northern Guilford 31 Crest 7  
 2012 Northern Guilford 64 Charlotte Catholic 26  
 2013 Southern Durham 38 Crest 31  
 2014 Northern Guilford 14 Weddington 7  
 2015 Crest 55 Southern Durham 21  
 2016 Weddington 33 Eastern Guilford 20  
 2017 New Hanover 27 A.C. Reynolds 17  
 2018 Weddington 27 Southeast Guilford 14  
 2019 Weddington 34 Lee County 14  
 20-21 Mount Tabor 24 Cleveland 16

## END OF SUBDIVISION ERA

2021 Dudley 69  
 2022 East Lincoln 30

J.H. Rose 40  
 Northern Nash 15



# 2A FOOTBALL STATE CHAMPIONSHIP RESULTS



1959 1960	Smithfield 20 Edenton 19	Appalachian 0 Hanes 7	
<b>REGION 1</b>	<b>REGION 2</b>	<b>REGION 3</b>	<b>REGION 4</b>
1961 Ahoskie 33, Morehead City 7	Hanes 25, Sumner 13	Appalachian 20, Murphy 13	
1962 Elizabethtown 19, Cary 7	Jamestown 10, Erwin 6	Appalachian 39, Murphy 7	
1963 Mount Holly 14, N. Davidson 7	Elizabethtown 16, Siler City 13	Mount Holly 14, N. Davidson 7	Sylva-Webster 7, Appalachian 0
1964 Edenton 19, Cary 0	Elizabethtown 20, Massey 6	Mt. Pleasant 13, N. Davidson 7	Appalachian 25, Swain Co. 12
1965 Edenton 20, Ahoskie 6	Whiteville 19, Burgaw 13	Siler City 23, South Stanly 6	Surry Central 13, N. Davidson 7
1966 Ahoskie 55, Clayton 7	Stedman 21, Southern Wayne 20	N. Davidson 21, East Surry 7	Sylva-Webster 48, Elkin 27

	<b>EAST</b>		<b>WEST</b>
1967	Edenton 26	Southern Wayne 26 (TIE)	1967 Mount Holly 26
1968	Rohanen 21	Farmville 20	1968 Hendersonville 21
1969	Edenton 48	South Stanly 26	1969 Hendersonville 30
1970	Ahoskie 28	Greensboro Allen Jay 12	1970 Murphy 20
1971	Gates County 34	Southern Guilford 8	1971 Maiden 6
	1972 Sylva-Webster 41		Williamston 21
	1973 Sylva-Webster 43		Tabor City 18
	1974 Murphy 32		Robersonville 22
	1975 Roanoke 12		West Montgomery 9
	1976 Franklin 35		Erwin 28
	1977 Charlotte Catholic 42		Clayton 20
	1978 Maiden 36		Tabor City 14
	1979 Swain County 28		Clayton 21
	1980 Sylva-Webster 49		Currituck 7
	1981 Randleman 44		Whiteville 30
	1982 Randleman 23		Whiteville 6
	1983 Randleman 35		East Carteret 0
	1984 Forest Hills 14		Whiteville 6
	1985 Lexington 42		Fuquay-Varina 12
	1986 Lexington 35		Ahoskie 7
	1987 Whiteville 14		Thomasville 12
	1988 Thomasville 13		Hertford County 10
	1989 Clayton 16		Monroe 0
	1990 Clinton 14		Thomasville 6
	1991 Thomasville 21		West Brunswick 6
	1992 West Brunswick 14		Maiden 6
	1993 Lincolnton 41		Burlington Cummings 20
	1994 Wallace-Rose Hill 35		Lincolnton 24
	1995 Thomasville 16		Clinton 0
	1996 Clinton 26		Bandys 14
	1997 Clinton 30		Shelby 14
	1998 Shelby 34		Tarboro 14
	1999 High Point Central 30		Southwest Onslow 7
	2000 Southwest Onslow 14		Newton-Conover 13
	2001 Clinton 34		Burlington Cummings 22

### CLASSES SUBDIVIDED IN 2002

	<b>2A</b>		<b>2AA</b>
2002	Burlington Cummings 24	Clinton 21	2002 Reidsville 34
2003	Southwest Onslow 20	Burlington Cummings 14	2003 Reidsville 68
2004	Southwest Onslow 49	Shelby 21	2004 Charlotte Catholic 14
2005	Clinton 13	Lincolnton 6	2005 Shelby 26
2006	Burlington Cummings 49	Clinton 20	2006 Shelby 27
2007	Lincolnton 28	South Columbus 14	2007 Reidsville 28
2008	Newton-Conover 51	Tarboro 28	2008 Reidsville 24
2009	Tarboro 28	Mountain Heritage 3	2009 Reidsville 28
2010	Tarboro 21	Winston-Salem Carver 13	2010 Salisbury 30
2011	Tarboro 39	Lincolnton 36	2011 West Stokes 21
2012	East Lincoln 24	Tarboro 20	2012 South Iredell 30
2013	Shelby 29	Southwest Onslow 7	2013 T.W. Andrews 18
2014	Shelby 31	Clinton 7	2014 East Lincoln 14
2015	Shelby 57	Kinston 21	2015 Monroe 38
2016	Reidsville 58	Edenton Holmes 12	2016 Shelby 28
2017	Wallace-Rose Hill 35	Reidsville 28 (OT)	2017 Hibriten 16
2018	Reidsville 31	Northeastern 28	2018 Shelby 42
2019	Reidsville 14	Northeastern 0	2019 Shelby 34
20-21	Reidsville 35	Mountain Heritage 6	20-21 Salisbury 42

### END OF SUBDIVISION ERA

2021	Shelby 55	Wallace-Rose Hill 34
2022	East Duplin 24	Reidsville 21



# 1A FOOTBALL STATE CHAMPIONSHIP RESULTS



1959  
1960  
**REGION 1**  
1961 Windsor 15, Warrenton 14  
1962 Windsor 28, Ayden 27  
1963 Murfreesboro 20, Farmville 7  
1964 Farmville 26, Weldon 0  
1965 Ayden 40, Weldon 21  
1966 Ayden 20, Weldon 0

Beaufort 20  
Warsaw James Kenan 13  
**REGION 2**  
Rohanen 7, Ayden 0  
James Kenan 38, Warrenton 13  
Weldon 20, Aberdeen 14  
Aberdeen 37, Oxford Orphanage 7  
Littlefield 7, Swansboro 0  
Liberty 32, Oxford Orphanage 21

Andrews 0  
NC School for the Deaf 12  
**REGION 3**  
Greensboro Allen Jay 7, Mebane 0  
Sumner 0, East Surry 0 (TIE)  
East Surry 12, Carthage 6  
Glen Alpine 27, E. Southern Pines 2  
Glen Alpine 34, Red Springs 12  
Andrews 20, Glen Alpine 7

**REGION 4**  
Glen Alpine 26, Clyde 7  
Glen Alpine 21, Andrews 7  
Andrews 35, Drexel 6  
Andrews 30, Mars Hill 27  
Robbinsville 34, Spruce Pine 7

1967 Ayden 20  
1968  
1969  
1970  
1971  
1972  
1973  
1974  
1975  
1976  
1977  
1978  
1979  
1980  
1981  
1982  
1983  
1984  
1985  
1986  
1987  
1988  
1989  
1990  
1991  
1992  
1993  
1994  
1995  
1996  
1997  
1998  
1999  
2000

**EAST**  
Liberty 14  
Ayden 14  
Robbinsville 14  
Robbinsville 28  
Robersonville 30  
North Duplin 20  
Robbinsville 50  
Robbinsville 27  
Maxton 86  
Robbinsville 34  
Robbinsville 42  
Midway 25  
Robbinsville 46  
Robbinsville 40  
Robbinsville 68  
Robbinsville 21  
Robbinsville 28  
Jamesville 6  
Swain County 32  
Murphy 27  
Murphy 56  
Swain County 23  
Swain County 35  
Swain County 40  
Murphy 30  
Robbinsville 35  
Hobbs 29  
North Edgecombe 7  
Williamston 21  
Murphy 13  
North Edgecombe 38  
Starmount 22  
Williamston 40  
Graham 31

1967 Andrews 34  
1968  
1969  
1970  
1971  
1972  
1973  
1974  
1975  
1976  
1977  
1978  
1979  
1980  
1981  
1982  
1983  
1984  
1985  
1986  
1987  
1988  
1989  
1990  
1991  
1992  
1993  
1994  
1995  
1996  
1997  
1998  
1999  
2000

**WEST**  
Tryon 7  
Red Springs 13  
Manteo 8  
Saratoga 6  
Robbinsville 18  
Saratoga 14  
Rosewood 0  
Manteo 0  
North Duplin 8  
Princeton 6  
Rock Ridge 7  
Cherokee 6  
Princeton 8  
Rosewood 0  
Belhaven Wilkinson 0  
Bath 6  
Creswell 6  
Rosman 0  
North Edgecombe 0  
Tabor City 3  
Columbia 15  
Midway 7  
Currituck 14  
Robersonville Roanoke 14  
Rosewood 3  
Lakewood 0  
Swain County 12  
Murphy 6  
Swain County 7  
North Edgecombe 0  
Rosman 28  
North Edgecombe 20  
Graham 20  
Northside 6

## CLASSES SUBDIVIDED IN 2001

2001 Swain County 38  
2002 Elkin 30  
2003 Elkin 35  
2004 Swain County 16  
2005 Elkin 42  
2006 Elkin 28  
2007 Plymouth 20  
2008 Mount Airy 37  
2009 Wallace-Rose Hill 38  
2010 Wallace-Rose Hill 22  
2011 Murphy 21  
2012 Plymouth 20  
2013 Murphy 35  
2014 Robbinsville 21  
2015 Plymouth 28  
2016 Murphy 15  
2017 Cherokee 21  
2018 Murphy 60  
2019 Robbinsville 45  
20-21 Murphy 14

**1A**  
Williamston 19  
Chocowinity Southside 6  
North Edgecombe 6  
Chocowinity Southside 14  
Northampton-West 12  
Manteo 7  
North Duplin 13  
Williamston 14  
Mount Airy 37 (OT)  
Murphy 21  
Jones Senior 6  
Murphy 15  
Plymouth 34  
Plymouth 18  
Robbinsville 20  
Plymouth 14  
North Duplin 13  
Pamlico 27  
Northampton County 14  
Northside-Pinetown 7

2001 Albemarle 66  
2002 Albemarle 31  
2003 Albemarle 41  
2004 Thomasville 15  
2005 Thomasville 21  
2006 Thomasville 13  
2007 James Kenan 13  
2008 Thomasville 42  
2009 Albemarle 45  
2010 Albemarle 21  
2011 Swain County 20  
2012 Southwest Onslow 44  
2013 James Kenan 42  
2014 Wallace-Rose Hill 34  
2015 Wallace-Rose Hill 48  
2016 Wallace-Rose Hill 30  
2017 Tarboro 32  
2018 Tarboro 50  
2019 East Surry 56  
20-21 Tarboro 25

**1AA**  
Wallace-Rose Hill 28  
Williamston 26  
Farmville Central 7  
Wallace-Rose Hill 14  
Wallace-Rose Hill 20  
James Kenan 7  
West Montgomery 6  
East Bladen 13  
Southwest Onslow 21  
Pender 7  
Ayden-Grifton 14  
Swain County 34  
West Montgomery 14  
Starmount 21  
Mitchell 28  
West Montgomery 7  
Mount Airy 7  
East Surry 10  
Tarboro 28  
East Surry 7

## END OF SUBDIVISION ERA

2021 Tarboro 28  
2022 Mount Airy 30

Mitchell 7  
Tarboro 7