



2023 North Carolina High School Athletic Association Football Playoff Notes

64

teams remaining

32

Third Round Games

23

3rd Rd Games on NFHS Network

26

Local Radio Game Broadcasts

4

Champions to be crowned

CHAPEL HILL -- The North Carolina High School Athletic Association released the brackets for the 2023 Football Championships on Saturday, October 28, ahead of the First Round Games on Friday, Nov. 3. This year's State Championship Games will mark the 109th season in which North Carolina has crowned a high school football state champion, dating back to Raleigh's win in 1913 (no champion in 1918). The 2023 football playoffs are the third iteration of the current NCHSAA Football Playoff format as the classifications were split and eight champions were crowned from 2002 to the spring of 2021 (Covid-19 year).

The 2023 Championship Games will be held December 8th and 9th at Kenan Memorial Stadium on the campus of the University of North Carolina at Chapel Hill and at Carter-Finley Stadium on the campus of North Carolina State University.

Third Round Notes

Highs and Lows

Of the 64 winners in Round Two, 11 of them scored 50 or more points on their way to the Third Round. The 1A W No. 10 Seed Murphy Bulldogs set the bar as they scored 59 points (on the road) in their win over No. 7 Bishop McGuinness. This week, they'll travel to Mount Airy to face the defending champs. Below are the 11 highest scorers from Round Two.

Murphy	59
Hertford County	58
Grimsley	56
Clinton	56
Nash Central	56
Cardinal Gibbons	55
SouthWest Edgecombe	55
Northeastern	55
West Columbus	54
Wilson Prep	50
North Moore	50

Four teams showed out on the other side of the ball and won with shutout performances. 1A E No. 1 Tarboro picked up a 48-0 win over Northampton County after a first round bye and 1A W No. 2 Mount Airy beat Mitchell 42-0. 2A W No. 2 Salisbury knocked off No. 15 Maiden 40-0 and 3A W No. 7 A.C. Reynolds topped Kings Mountain 15-0.

Free Football

In the second round, 16 teams won by seven points or less to punch their tickets to the third round. Two of those teams needed extra time to pull out the win. 3A E No. 3 Seed Southern Alamance topped No. 14 Jacksonville in overtime as Bradley Capps made a game-winning, goal-line tackle on fourth down to give the Patriots a 25-19 win. Southern Alamance will host No. 27 Terry Sanford in Round Three.



2023 North Carolina High School Athletic Association Football Playoff Notes

1A E No. 7 Lakewood edged No. 10 Perquimans 35-28 as Heath Britt ran for a touchdown on second down in the overtime period and Perquimans' failed to convert. The Pirates drove 99 yards in the final three minutes to tie the game and missed a would-be go-ahead extra point with just more than a minute to play. The Leopards will travel to No. 2 Seed West Columbus in Round Three.

Still Dancin'

Six teams will compete in the third round despite having played as underdogs on the road in both of the first two rounds. 3A E No. 27 Seed Terry Sanford is the highest seed remaining in the NCHSAA Football Playoffs after beating Vance County 34-27 in Round One and Harnett Central 43-22 in Round Two.

A pair of No. 25 Seeds are also participating in the Third Round this week. In the 3A East, J. H. Rose slid past No. 9 seed North Brunswick 14-7 after beating White Oak 21-19 in Round One. In the 4A East, Fuquay-Varina ended Ashley's breakout year with a 10-7 victory in Round Two. This was Ashley's first appearance in the NCHSAA Football Playoffs since 2007. Fuquay-Varina will meet top-seeded Rolesville this week.

Newcomer Southeast Alamance is still yet to lose the school's first ever playoff football game as the new school made its postseason debut this year and beat Martin County 27-13 in Round One and then Cummings 21-14 in Round Two. Top-seeded Clinton will host the Stallions this week.

In the 4A West, No. 24 Charlotte Catholic, No. 23 Independence and No. 19 Mount Tabor are each making Cinderella runs of their own. Mount Tabor topped No. 3 seed Mooresville 19-14 last week while Independence took out the No. 7 Seed East Forsyth and Charlotte Catholic took down the No. 8 Seed T. C. Roberson.

We Meet Again

Eight teams will see familiar faces on the opposite sideline this week as four games are rematches from the regular season and three of them are conference match ups.

4A E No. 3 Hoggard will host cross-town rival Laney, the No. 11 seed, in the third round this week. The conference foes played back on Sept. 21 and Hoggard won 49-15. 3A E No. 1 Havelock is set to meet fellow Big Carolina Conference member J.H. Rose on Friday night, three weeks after their regular season showdown. The Rams won the first contest 35-7. 2A W No. 3 Community School of Davidson will host No. 11 Forest Hills in the third round in a rematch of a September 8 game in Davidson. Forest Hills won that contest 21-14, giving the Spartans their only loss of the season. 1A W No. 1 Robbinsville will host No. 9 Swain County on Friday night as a rematch of their regular season finale. The Black Knights beat the Maroon Devils 14-8 the first time around, which was also in Robbinsville.

Football and Futbol

Two schools are still alive in both the NCHSAA Men's Soccer and Football playoffs and the men's soccer championships are scheduled for Friday and Saturday, November 17-18, at MacPherson Stadium in the Bryan Park Soccer Complex in Browns Summit.

In the 2A Classification, Community School of Davidson's men's soccer team will play Franklin Academy for the NCHSAA Championship on Saturday and the football team, the No. 3 Seed in the West will host No. 11 Forest Hills on Friday night.

In the 3A Classification, the Hickory Red Tornadoes men's soccer team will play First Flight for the NCHSAA



2023 North Carolina High School Athletic Association Football Playoff Notes

Championship on Saturday and the football team will, the No. 2 Seed in the West will host No. 7 A.C. Reynolds on Friday night.

Second Round Notes

Upset Alert

In the first round of action, 18 teams went on the road and got back on the bus with plans for next Friday night. The highest seed that advanced to the second round was 3A East No. 27 Terry Sanford. The Bulldogs met with the undefeated 2A/3A Northern Lakes Conference Champion Vance County and, despite falling behind by two touchdowns, won 34-27 to earn a date with Harnett Central in the second round.

4A East No. 26 New Hanover also earned a big road win on Friday as they beat No. 7 Hillside 23-6 to earn a trip to No. 10 New Bern this week.

A pair of No. 25 seeds picked up first-round upsets as 3A East No. 25 J. H. Rose and 4A East No. 25 Fuquay-Varina each survived and advanced. J.H. Rose edged No. 8 Whiteoak as their 50-yard field goal attempt at the final whistle fell just short. Fuquay Varina knocked off No. 8 Jack Britt 17-9 and will meet fellow bracket buster No. 24 Ashley in the second round after Ashley toppled No. 9 Pine Forest 38-19 in round one.

The rest of the upsetters in round one were No. 24 Southeast Alamance, No. 24 Charlotte Catholic, No. 23 Lincoln, No. 23 Independence, No. 21 Southern Durham, No. 20 Corvian Community, No. 20 Central Davidson, No. 19 Weldon, No. 19 Jordan, No. 19 East Lunclon, No. 18 Pender, No. 18 Mallard Creek, No. 17 Wake Forest and No. 17 Northampton.

Grand Entrance

The Southeast Alamance Stallions and the Martin County Knights each made their NCHSAA Playoffs debut on Friday and were matched up against each other in Round One. The No. 24 Stallions won 27-13 at No. 9 Martin for the first playoff win in school history. This week they will meet No. 8 Cummings in the second round this week.

Corvian Community also made its NCHSAA football postseason debut on Friday and traveled to 1A West No. 13 Draughn and earned a 38-28 win. In the second round, the Cardinals will head to No. 4 North Rowan.

Close Calls

In the first round there were 12 games decided by a touchdown or less including games involving 3A East No. 9 North Brunswick and 3A West No. 16 Statesville, who each survived by a single point.

In the game between North Brunswick and Person, a 65-yard touchdown pass from Tarron Green to Michael Green gave North Brunswick a 28-27 lead in the fourth quarter. After trading stops, Person drove to the 20-yard line and called timeout with 3.3 seconds remaining but the ensuing attempt at a game-winning field goal fell just a little short.

In the game between Statesville and South Point, the Greyhounds stopped the Red Raiders' 2-point conversation



2023 North Carolina High School Athletic Association Football Playoff Notes

attempt with just over two minutes left in the fourth quarter and held on to escape 28-27. Statesville will host J.H. Rose, who also had a narrow escape in the first round, this week in Round Two.

Here are the 12 narrowest margins of victory from the first round.

Seed	Winning team	Margin	Seed	Losing Team
3A E No. 9	North Brunswick	1	3A E No. 28	Person
3A W No. 16	Statesville	1	3A W No. 17	South Point
2A E No. 16	Beddingfield	2	2A E No. 17	James Kenan
3A E No. 25	J.H. Rose	2	3A E No. 8	Whiteoak
3A W No. 20	Central Davidson	3	3A W No. 13	Eastern Guilford
2A E No. 8	Cummings	5	2A E No. 25	Heide Trask
1A W No. 15	Mountain Island	5	1A W No. 18	Alleghany
4A W No. 3	Mooreville	6	4A W No. 33	A. L. Brown
1A E No. 19	Weldon	6	1A E No. 14	Gates County
3A E No. 10	Currituck County	7	3A E No. 23	South Johnston
2A E No. 14	Farmville Central	7	2A E No. 19	Southwest Onslow
4A E No. 12	Millbrook	7	4A E No. 21	Heritage

Offensive Outbursts

In the first round of the 2023 NCHSAA Playoffs, 36 teams scored 50 or more points and 11 scored 60 or more. 1A West No. 3 Seed Eastern Randolph lit the most bulbs on the scoreboard in Round One as they scored 68 points in its first round win over Cherryville. Below are the top scorers in Round One.

Eastern Randolph	68	Reidsville	58	Watauga	54
Southeastern Halifax	66	East Bladen	57	Crest	53
Clinton	64	Murphy	57	Bessemer City	52
North Rowan	63	Cleveland	57	Northwest Cabarrus	52
Monroe	63	Northern Nash	56	Rolesville	52
Burns	63	Seventy-First	56	Hoggard	52
Princeton	63	Robbinsville	55	Hickory	51
Dudley	63	Wallace-Rose Hill	55	New Bern	51
Havelock	62	Jacksonville	55	Hough	51
Shelby	62	Bunker Hill	61	Clayton	55
Bishop McGuinness	50	Lakewood	60	Northampton	54
North Lincoln	50	Pender	58	Grimsley	54

Pitching a Shutout

There were 22 teams that did not allow a single point in their first round contest. A.C. Reynolds, Albemarle, Cardinal Gibbons, Crest, Havelock, Hayesville, Hoggard, Hough, Independence, Leesville Road, North Moore, Oak Grove, Porter Ridge, Randleman, Reidsville, Robinson, Rolesville, Southeast Halifax, Southern Alamance, Swain County, West Charlotte and Whiteville all kept their opponents from scoring on Friday night.



2023 North Carolina High School Athletic Association Football Playoff Notes

First Round Notes

How Playoff Seeding Works

Each conference is allotted playoff berths based on the number of schools fielding a team in a particular sport:

1-5 Teams = 1 Berth (Conference Champion)

6+ Teams = 2 Berths (Conference Champion + 2nd Place)

The highest finishing team from a given classification in a split conference will automatically qualify, regardless of overall conference finish (minimum of 2 schools per classification)

RPI rating was added to the Handbook for conference tie-breaking procedure as the final tiebreaker.

The remaining non-automatic teams in each region (East/West) will fill the remaining berths based solely on their RPI rating, with the caveat that a team can only make the playoffs if all of the teams above them in the conference standings have also made the playoffs.

Conference champions are seeded before any other qualifying teams by RPI rating. All other teams are seeded after the conference champions by the RPI rating of the school, regardless of conference finish. Each region (East/West) is seeded independently of one another, utilizing the RPI rating of the school.

Championship Sites

UNC's Kenan Memorial Stadium is the most frequent host of NCHSAA Football Championship games having hosted 79 championship games since 1989. This year's games will be the 81st and 82nd in Kenan Stadium (first in 1929). Carter-Finley will be hosting its 33rd and 34th NCHSAA Championship Games this season. Wake Forest's BB&T Field (Groves) has held 25 Championship Games and Duke's Wallace Wade has played host nine times. In 1988, Groves Stadium hosted the 4A Championship, prior to that game, championships were played predominately at high school sites. From 1990-2001, all four classifications played their Championship Games at Kenan.

Welcome To the Show

Four programs made their NCHSAA Football Playoffs debut in the first round this year. Those newcomers are: in the 1A bracket, the Corvian Community Cardinals; in the 2A bracket the Martin County Knights and the Southeast Alamance Stallions; and in the 4A bracket, the South Garner Titans.

Welcome Back!

Of the 251 teams selected to the playoffs this year 211 of them made the playoffs last season but 40 teams ended playoff droughts.

Last APP	School
2007	Ashley
2012	Dixon
2013	Harnett Central, North Gaston
2014	Trinity



2023 North Carolina High School Athletic Association Football Playoff Notes

2016	Person, Southeast Raleigh
2017	T.W. Andrews, Orange, Purnell Swett
2018	East Rutherford, Lexington, Sun Valley
2019	Bandys, Lee, Northeast Guilford, West Iredell, Hunter Huss, Gray's Creek
2020	Red Springs, Louisburg, Apex Friendship, Alexander Central
2021	Washington, South Stanly, Bishop McGuinness, Northwood, Southwestern Randolph, West Stanly, North Surry, North Henderson, North Lincoln, Rockingham County, Garner, South View, Middle Creek, Northwest Guilford, Myers Park, Cuthbertson and North Mecklenburg

You Again?

The NCHSAA's all-time playoff win-loss records (pages 6-7) dates back to 1972. Shelby tops the list with the most wins all time with 116. The top 29 teams on the list of most playoff wins all time are back in the field this year. Corcord (52 wins since 1972) is the program with the most playoff wins that missed the playoffs this year after going 5-5 in 2023.

TEAM	APP.	W	L	T	PCT.
Shelby	40	116	27	0	.811
Swain County	42	95	33	0	.742
Reidsville	36	91	27	1	.765
Richmond County	46	89	37	0	.706
Wallace-Rose Hill	40	86	31	0	.735
Tarboro	40	84	30	0	.737
Charlotte Catholic	40	83	29	0	.741
Clinton	44	82	38	0	.683
Thomasville	39	81	31	0	.723
Robbinsville	43	76	30	0	.717

*Records before the 2023 first round games.





2023 North Carolina High School Athletic Association Football Playoff Notes



2023 Regular Season Top Passers (by yardage) from MaxPreps.com

#	NAME	YDS	YDS/G	COMP	ATT	PCT	TD	INT	RTG	GP
1	Cole Weeks - Hobbton	3083	308.3	188	291	0.646	35	10	125	10
2	Blake Peters - Ashe County	3021	302.1	220	323	0.681	32	14	113	10
3	Connor Shea - Lejeune	3000	333.3	197	424	0.465	39	24	77	9
4	Ty Miller - Davie	2894	289.4	210	352	0.597	29	8	104	10
5	Jaylen Hewitt - West Carteret	2893	289.3	199	333	0.598	32	16	100	10
6	Mason Fortune - Millbrook	2817	281.7	190	301	0.631	25	3	117	10
7	Ny'tavious Huskey - Crest	2743	274.3	155	216	0.718	35	7	140	10
8	Grayson Harvey - Mtn. Island	2670	267.0	138	243	0.568	19	7	109	10
9	Braden Atkinson - Rolesville	2603	260.3	172	235	0.732	34	4	142	10
10	Andrew Attmore II - Dudley	2572	257.2	142	195	0.728	33	3	148	10

2023 Regular Season Top Rushers (by yardage) from MaxPreps.com

#	NAME	YDS	YDS/G	Y/C	ATT	LONG	TD	FUM	GP
1	Gabe Bolivar - Pine Lake Prep	2430	243.0	9.28	262	93	27	2	10
2	Jamal Rule- Salisbury	2181	218.1	10.14	215	0	29	1	10
3	Jonathan Paylor - Cummings	2131	213.1	15.22	140	71	26	0	10
4	Zay Jones - Scotland	2064	206.4	8.22	251	73	33	0	10
5	Tyselle Spencer - Northeastern	2004	200.4	15.90	126	93	28	0	10
6	Camán Chaplin - West Forsyth	2003	222.6	9.96	201	0	30	0	9
7	Alex Sanford - Ledford	1901	211.2	9.23	206	0	31	0	9
8	Corbin Kerr - Wallace-Rose Hill	1846	184.6	8.55	216	99	23	0	10
9	Austin Lewallen - Princeton	1831	183.1	7.24	253	0	21	0	10
10	Jason Willis Jr. - Bunker Hill	1821	182.1	9.20	198	96	28	0	10

2023 Regular Season Top Recievers (by yardage) from MaxPreps.com

#	NAME	YDS	YDS/G	Y/C	REC	LONG	TD	GP
1	Ashawd Wynn - Hobbton	1540	154.0	18.33	84	0	15	10
2	Jaedon Alford - Rolesville	1267	126.7	19.80	64	62	15	10
3	Braylon Stewart - Middle Creek	1119	111.9	17.22	65	75	16	10
4	Kamien Little-Burgess- North Pitt	1101	122.3	25.60	43	81	3	9
5	Cash Obregon - Bandys	1098	109.8	21.96	50	63	14	10
6	Justice Washington - Mtn. Island	1083	108.3	22.10	49	0	7	10
7	Sergio Castellon - Panther Creek	1062	106.2	13.97	76	99	10	10
8	Tyshaun Goldston - Randleman	1060	106.0	24.65	43	79	15	10
9	Ian Graybeal - Ashe County	1040	104.0	16.25	64	76	10	10
10	Hampton Roderick - Laney	1008	100.8	16.52	61	85	8	10



2023 North Carolina High School Athletic Association Football Playoff Notes

VIDEO STREAMING & TELEVISION BROADCASTS

The media rights to all NCHSAA post-season events, including playoffs and State Championships, are held by the NCHSAA. Sinclair Broadcasting Group has purchased the exclusive rights to produce and distribute the Football and Basketball State Championships. They also have the right of first refusal on any playoff contest in those two sports for their contract with the NCHSAA.

The NCHSAA also has an agreement with the NFHS Network that cedes the remaining portion of NCHSAA post-season events media rights to the NFHS Network. Per our agreement with them, they would have the following choice of games during the football and basketball playoffs after Sinclair. They have first right of refusal on all other sports during the playoffs.

Many of the 2023 NCHSAA Football Playoff Contests will be broadcast live by the NFHS Network. Network subscribers can watch NCHSAA games live and on-demand as well as playoff and championship action from other state associations across the country. Subscriptions are just \$11.99/ a month. Media outlets seeking to broadcast an NCHSAA Playoff game live must submit the online Broadcast Request Form by visiting the Media section of the NCHSAA's website. All forms must be completed at least 24-hours prior to the start of the contest.


Below is a list of all the Third Round Games available on the NFHS Network

Coverage	Away School	Home School
NFHS - Pixellot	Southeast Halifax High School	Tarboro High School
NFHS - Pixellot	North Moore High School	Wilson Preparatory Academy
NFHS - Pixellot	Thomasville High School	Eastern Randolph High School
NFHS - Pixellot	Murphy High School	Mount Airy High School
NFHS - Pixellot	Southern Alamance High School	Clinton High School
NFHS - Pixellot	Brevard High School	Reidsville Senior High School
NFHS - Pixellot	Hertford County High School	Nash Central High School
NFHS - Pixellot	Whiteville High School	SouthWest Edgemcombe High School
NFHS - Pixellot	Forest Hills High School	Community School of Davidson
NFHS - Production Crew	Shelby High School	Salisbury High School
NFHS - Pixellot	J.H. Rose High School	Havelock High School
NFHS - Pixellot	Jay M. Robinson High School	Dudley High School
NFHS - Pixellot	Terry Sanford High School	Southern Alamance High School
NFHS - Pixellot	Oak Grove High School	West Henderson High School
NFHS - Pixellot	AC Reynolds High School	Hickory High School
NFHS - Pixellot	Fike High School	Seventy- First High School
NFHS - Pixellot	Fuquay-Varina High School	Rolesville High School
NFHS - Pixellot	Charlotte Catholic	Weddington High School
NFHS - Pixellot	Clayton High School	Cardinal Gibbons High School
NFHS - Pixellot	William Amos Hough High School	Grimsley High School
NFHS - Pixellot	Mount Tabor High School	Butler High School
NFHS - Pixellot	Independence High School	Watauga High School
NFHS - Pixellot	New Bern High School	Cleveland High School




2023 NCHSAA Football Championships - 1A

Location Various Cities, NC



2023 NCHSAA Football Championships - 3A

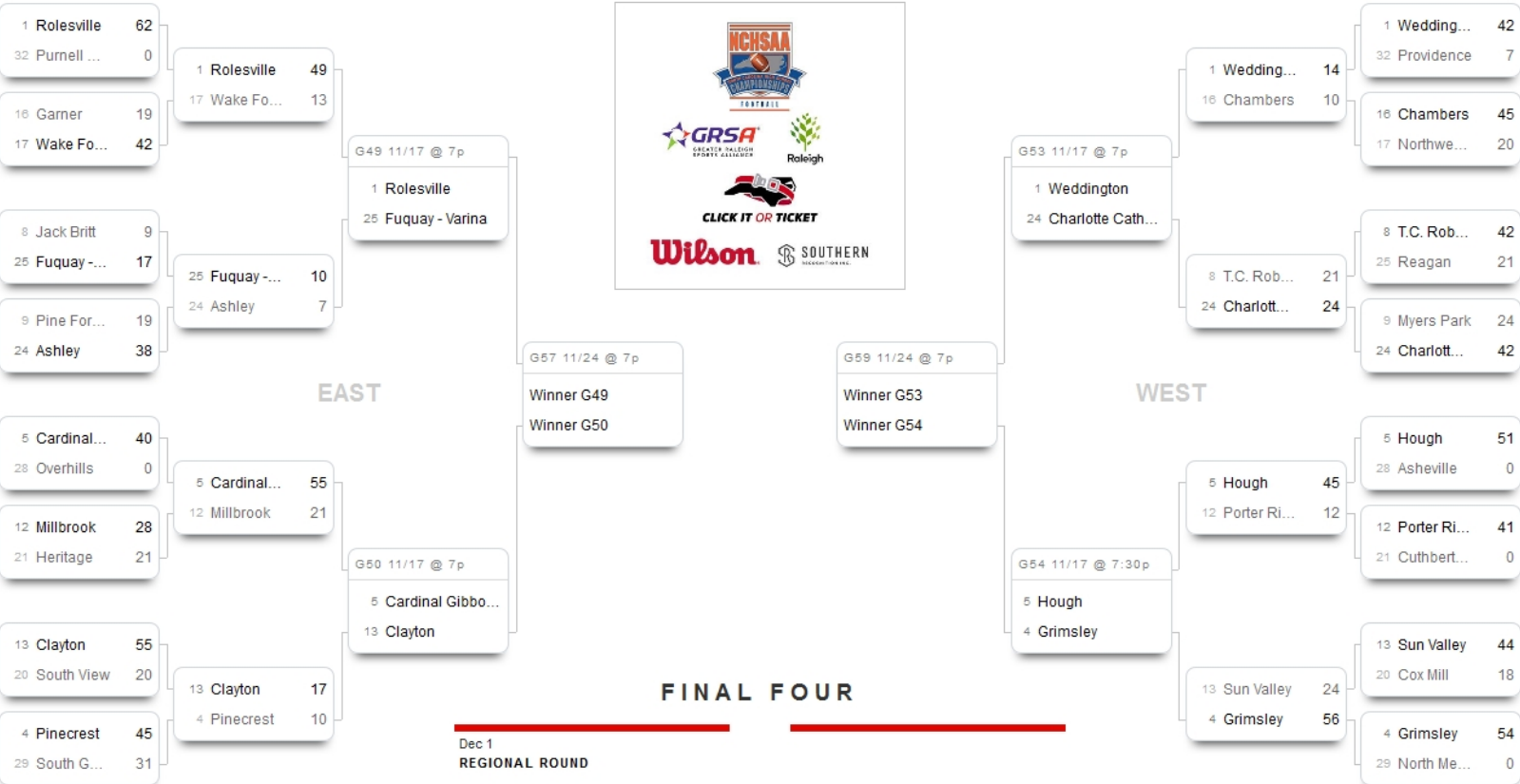
Location Various Cities, NC



2023 NCHSAA Football Championships - 4A

Location Various Cities, NC

Nov 3 1ST ROUND Nov 10 2ND ROUND Nov 17 3RD ROUND Nov 24 4TH ROUND Nov 24 4TH ROUND Nov 17 3RD ROUND Nov 10 2ND ROUND Nov 3 1ST ROUND





FOOTBALL STATE PLAYOFF RECORDS (SINCE 1972)



After 2023 Second Round

TEAM	APP	W	L	T	%	LAST	TEAM	APP	W	L	T	%	LAST	TEAM	APP	W	L	T	%	LAST
Acme-Delco	3	0	3	0	.000	1990	Croatan	14	3	14	0	.176	2023	Hillside	21	27	20	0	.574	2023
Ahoskie	6	14	6	0	.700	1987	Cullowhee	1	1	1	0	.500	1984	Hobpton	33	42	32	0	.568	2023
Albemarle	27	50	22	0	.694	2023	Cummings	36	71	31	0	.696	2023	Hoggard	28	36	26	0	.581	2023
Alexander Central	21	4	21	0	.160	2023	Currituck	26	17	26	0	.395	2023	Hoke County	14	7	14	0	.333	2022
Alleghany	30	8	30	0	.211	2023	Cuthbertson	8	8	8	0	.500	2023	Holly Springs	9	1	9	0	.100	2023
Andrews	20	12	20	0	.375	2023	Davie County	24	23	24	0	.489	2023	Holmes, John A.	32	32	32	0	.500	2023
Andrews, T.W.	42	54	38	0	.587	2023	Denton	2	0	2	0	.000	2012	Hopewell	10	4	10	0	.286	2013
Angier	1	1	1	0	.500	1976	Dixon	12	0	12	0	.000	2023	Hough	12	20	11	0	.645	2023
Anson County	22	20	22	0	.476	2023	Draughn	6	6	6	0	.500	2023	Hunt	33	35	33	0	.515	2023
Apex	15	6	15	0	.286	2023	Dudley	28	57	22	1	.713	2023	Huss, Hunter	28	16	28	0	.364	2023
Apex Friendship	3	2	3	0	.400	2023	Dunn	3	0	3	0	.000	1982	Independence	30	61	21	1	.735	2023
Arday Kell	13	7	13	0	.350	2023	Durham	3	1	3	0	.250	1994	Jacksonville	38	46	37	0	.554	2023
Ashbrook	35	25	34	1	.417	2023	East Bladen	36	48	34	1	.578	2023	Jamesville	16	4	16	0	.200	2009
Ashe County	19	3	19	0	.136	2022	East Burke	18	10	18	0	.357	2015	Jefferson, Thomas	11	9	11	0	.450	2023
Asheboro	20	8	20	0	.286	2015	East Carteret	20	16	20	0	.444	2022	Jones	18	15	18	0	.455	2022
Asheville	34	44	32	0	.579	2023	East Chapel Hill	4	0	4	0	.000	2012	Jordan-Matthews	31	15	31	0	.326	2013
Ashley	6	2	6	0	.250	2023	East Columbus	14	5	14	0	.263	2023	Jordan, C.E.	17	10	17	0	.370	2023
Athens Drive	9	2	9	0	.182	2017	East Davidson	11	0	11	0	.000	2023	Julius Chambers	21	34	19	0	.642	2023
Atkins	2	0	2	0	.000	2013	East Duplin	29	43	28	0	.606	2023	Kenan, James	32	44	30	0	.595	2023
Aurora	2	0	1	1	.000	1974	East Forsyth	33	39	32	0	.549	2023	Kestrel Heights	1	0	1	0	.000	2014
Avery County	30	12	30	0	.286	2023	East Gaston	15	7	15	0	.318	2023	Kings Mountain	22	34	22	0	.607	2023
Aycock, C.B.	15	5	15	0	.250	2023	East Henderson	16	12	16	0	.429	2018	Kinston	24	22	24	0	.478	2023
Ayden-Grifton	32	38	32	0	.543	2019	East Lincoln	27	40	24	0	.625	2023	KIPP Pride	6	2	6	0	.250	2022
Bandys	24	33	24	0	.579	2023	East Mecklenburg	22	13	21	1	.371	2017	Knapp	1	0	1	0	.000	1975
Bartlett-Yancey	5	0	5	0	.000	2022	East Montgomery	29	23	29	0	.442	2017	Knightdale	9	5	9	0	.357	2022
Bath	8	4	8	0	.333	1988	East Rowan	11	6	11	0	.353	2018	Lake Norman	15	5	15	0	.250	2023
Bear Grass Charter	4	1	4	0	.200	2023	East Rutherford	23	16	23	0	.410	2023	Lake Norman Charter	5	1	5	0	.167	2015
Beaver Creek	8	0	8	0	.000	1995	East Surry	37	35	36	0	.493	2023	Lakewood	35	31	33	1	.477	2023
Beddingfield	25	16	25	0	.390	2023	East Wake	23	10	23	0	.303	2021	Laney	24	12	23	0	.343	2023
Belhaven	2	1	2	0	.333	1976	East Wilkes	35	12	35	0	.255	2023	Ledford	28	17	28	0	.378	2023
Berry Academy	6	2	6	0	.250	2012	Eastern Alamance	28	43	28	0	.606	2023	Lee County	24	18	24	0	.429	2022
Bertie	27	26	25	0	.510	2023	Eastern Guilford	17	10	16	0	.385	2023	Leesville Road	20	21	20	0	.512	2023
Bessemer City	21	12	21	0	.364	2023	Eastern Randolph	33	51	30	0	.630	2023	Lejeune	24	14	24	0	.368	2022
Bishop McGuinness	12	2	12	0	.143	2023	Eastern Wayne	17	4	17	0	.190	2023	Lexington	29	31	27	0	.534	2023
Bladenboro	11	10	11	0	.476	1996	Edneyville	4	1	4	0	.200	1992	Lillington	1	0	1	0	.000	1972
Boone Trail	2	0	2	0	.000	1975	Elkin	34	40	30	0	.571	2023	Lincolnton	36	54	34	1	.607	2023
Brevard	32	28	29	0	.491	2023	Enka	9	2	9	0	.182	2021	Littlefield	8	3	8	0	.273	1990
Britt, Jack	21	29	21	0	.580	2023	Enloe	12	0	12	0	.000	2018	Louisburg	21	17	21	0	.447	2023
Broughton	17	5	17	0	.227	2022	Erwin, Clyde	24	18	24	0	.429	2023	Lumberton	10	4	10	0	.286	2015
Brown, A.L.	40	55	38	0	.591	2023	Farmington	20	13	19	0	.406	2019	Madison	10	3	10	0	.231	2023
Bunker Hill	21	10	20	0	.333	2023	Farmville Central	31	34	31	0	.523	2023	Madison-Mayodan	1	0	1	0	.000	1984
Bunn	30	30	30	0	.500	2022	Fike	25	16	24	0	.400	2023	Maiden	43	54	42	0	.563	2023
Burns	26	37	25	0	.597	2023	First Flight	9	2	9	0	.182	2018	Mallard Creek	14	31	11	0	.738	2023
Butler, David	25	44	21	0	.677	2023	Foard, Fred T.	13	3	12	0	.200	2018	Manteo	29	26	29	0	.473	2020
Byrd, Douglas	26	46	26	0	.639	2013	Forbush	17	4	17	0	.190	2021	Martin County	1	0	1	0	.000	2023
Camden County	29	18	29	0	.383	2023	Forest Hills	39	46	37	0	.554	2023	Marvin Ridge	14	3	14	0	.176	2023
Cape Fear	18	12	18	0	.400	2023	Forestview	19	6	19	0	.240	2022	Mattamuskeet	15	0	15	0	.000	2016
Cape Hatteras	7	0	7	0	.000	2012	Franklin	25	25	25	0	.500	2022	Maxton	8	9	7	0	.563	1980
Cardinal Gibbons	16	26	14	0	.650	2023	Franklinton	21	5	21	0	.192	2022	McDowell County	18	3	18	0	.143	2018
Carrboro	4	6	4	0	.600	2018	Freedom	29	13	29	0	.310	2022	McMichael, Dalton	8	1	8	0	.111	2022
Carson, Jesse	7	1	7	0	.125	2022	Fuquay-Varina	38	31	36	0	.463	2023	Middle Creek	19	19	19	0	.500	2023
Carver	24	38	22	0	.633	2023	Garinger	6	4	6	0	.400	2010	Midway	37	31	36	0	.463	2023
Cary	21	9	21	0	.300	2012	Garner	39	38	38	0	.500	2023	Millbrook	36	33	36	0	.478	2023
Cedar Ridge	4	6	4	0	.600	2010	Gaston	5	3	5	0	.375	1980	Mitchell	24	30	24	0	.556	2023
Central Academy	3	1	3	0	.250	2012	Gates County	36	18	36	1	.327	2023	Monroe	34	46	32	0	.590	2023
Central Cabarrus	13	5	13	0	.278	2019	Glen Alpine	1	1	1	0	.500	1972	Mooreville	31	24	31	0	.436	2023
Central Davidson	17	6	17	0	.261	2023	Glenn	19	15	19	0	.441	2021	Morehead	16	7	16	0	.304	2022
Chapel Hill	23	7	23	0	.233	2023	Goldsboro	27	20	27	0	.426	2022	Mount Airy	46	60	43	0	.583	2023
Charlotte Catholic	40	85	29	0	.746	2023	Graham	15	13	15	0	.464	2017	Mount Pleasant	23	18	23	0	.439	2023
Chase	15	10	14	0	.417	2023	Graham, John	2	0	2	0	.000	1973	Mount Tabor	27	46	25	0	.648	2023
Chatham Central	13	2	13	0	.133	2023	Granville Central	7	2	7	0	.222	2019	Mountain Heritage	23	25	22	0	.532	2023
Cherokee	32	28	31	0	.475	2023	Grays Creek	14	7	14	0	.333	2023	Mountain Island	6	6	6	0	.500	2023
Cherryville	18	3	18	0	.143	2023	Green Hope	10	7	10	0	.412	2020	Murfreesboro	2	0	2	0	.000	1987
Chocowinity	9	1	9	0	.100	1998	Greene Central	29	11	29	0	.275	2023	Murphy	38	59	27	0	.686	2023
Christ the King	4	1	4	0	.200	2023	Grimsley	22	32	19	0	.627	2023	Myers Park	21	20	21	0	.488	2023
Clarkton	8	8	8	0	.500	1991	Hallsboro	4	1	4	0	.200	1983	Nash Central	14	12	13	0	.480	2023
Clayton	36	36	34	0	.514	2023	Harding	14	17	13	0	.567	2017	New Bern	30	48	26	1	.640	2023
Cleveland	12	23	11	0	.676	2023	Harnett Central	16	8	16	0	.333	2023	New Hanover	31	34	30	0	.531	2023
Clinton	44	84	38	0	.689	2023	Harris	1	0	1	0	.000	1972	Newton-Conover	30	37	29	0	.561	2021
Columbia	20	10	20	0	.333	2017	Havelock	36	58	32	0	.644	2023	Norlina	4	0	4	0	.000	1980
Comm. Sch. Davidson	9	5	8	0	.385	2023	Hayesville	30	18	30	0	.375	2023	North Brunswick	24	17	24	0	.415	2023
Concord	31	52	29	0	.642	2021	Hendersonville	40	43	40	0	.518	2022	North Buncombe	13	5	13	0	.278	2019
Conley, D.H.	22	10	22	0	.313	2022	Heritage	11	6	11	0	.353	2023	North Davidson	26	24	26	0	.480	2023
Corinth Holders	5	1	5	0	.167	2021	Hertford County	29	28	28	0	.500	2023	North Duplin	31	40	29	1	.571	2023
Corvian Community	1	1	1	0	.500	2023	Hibriten	25	35	24	0	.593	2023	North Edgecombe	36	62	34	0	.646	2023
Cox Mill	9	2	9	0	.182	2023	Hickory	28	17	26	1	.386	2023	North Forsyth	16	6	16	0	.273	2021
Cramer, Stuart	5	1	5	0	.167	2022	Hickory Ridge	12	5	12	0	.294	2023	North Gaston	8					



FOOTBALL STATE CHAMPIONSHIP LIST



OPEN

1913	Raleigh
1914	Raleigh
1915	Raleigh
1916	Charlotte
1917	Charlotte
1918	-----
1919	Chapel Hill
1920	Chapel Hill
1921	Fayetteville
1922	Asheville
1923	Charlotte
1924	Rockingham
1925	Gastonia
1926	Sanford
1927	Wilmington New Hanover
1928	Wilmington New Hanover

PLAY WENT TO CLASS A AND B IN 1929

	CLASS A	CLASS B	SIX-MAN
1929	Charlotte	Concord	
1930	Charlotte	Reidsville	
1931	Durham	Reidsville	
1932	Charlotte	Reidsville	
1933	Durham	Elizabeth City	
1934	Durham, Greensboro*	Edenton	
1935	Raleigh	Mount Airy	
1936	Charlotte	Mills Home	
1937	Charlotte	Reidsville	
1938	Durham, Greensboro*	Mount Airy	
1939	Durham	Reidsville	
1940	Greensboro	Reidsville	Selma

PLAY WENT TO CLASS AA, A AND B IN 1941

	CLASS AA	CLASS A	CLASS B	SIX-MAN
1941	Raleigh, High Point*	Laurinburg		Bessemer
1942	Greensboro	Mount Airy		
1943	Charlotte	Reidsville, Laurinburg*		Curry
1944	Wilson	Laurinburg		
1945	Raleigh	Reidsville		Junior Home, Lexington
1946	Wilson	Mount Airy		
1947	Fayetteville	Henderson		Junior Home, Lexington
1948	Fayetteville	Mount Airy		Clemmons
1949	Durham	Henderson	Fairmont	Southern Pines

CLASSIFICATIONS WERE CHANGED TO CLASS AAA, AA, AND A IN 1950

	CLASS AAA	CLASS AA	CLASS A	SIX-MAN
1950	Durham	Reidsville	Williamston	Drexel
1951	Wilmington	Lumberton	Ahoskie	Candor
1952	R.J. Reynolds	Harding	Ahoskie	Clayton
1953	Durham, R.J. Reynolds*	Harding	Massey Hill	Old Town
1954	Greensboro	Reidsville	Edenton	Southern Pines
1955	Salisbury	Kinston	Cary	Southern Pines

CLASS AA-C WAS ADDED IN 1956

	CLASS AAA	CLASS AA	CLASS A	SIX-MAN	AA-C
1956	Fayetteville, Greensboro*	Canton	Edenton	Aberdeen	Granite Falls
1957	Salisbury	Elizabeth City	Edenton	Clarkton	Morehead City
1958	R.J.Reynolds, Wilson*	Morehead	Andrews	Bath	Williamston

* tie, co-champions



FOOTBALL STATE CHAMPIONSHIP LIST



	CLASS AAAAA	CLASS AAA	CLASS AA	CLASS A	8-MAN
1959	Garinger	Rockingham	Smithfield	Beaufort	Bath
1960	Greensboro	Brevard	Edenton	James Kenan	Bath
1961	Raleigh	Greenville (1) Canton (2)	Ahoskie (1) Hanes (2) Appalachian (3) Glen Alpine (4)	Windsor (1) Rohanen (2) Allen Jay (3)	Clarkton
1962	Rocky Mount	Rockingham (1) Brevard (2)	Elizabethtown (1) Jamestown (2) Appalachian (3)	Windsor (1) James Kenan (2) Sumner,East Surry* Glen Alpine (4)	Southport
1963	Rocky Mount	Rockingham (1) Reidsville,Brevard *	Hertford (1) Elizabethtown(2) Mount Holly (3) Sylva-Webster (4)	Murfreesboro (1) Weldon (2) East Surry (3) Andrews (4)	Southport
1964	R.J. Reynolds	Rockingham(1) Waynesville(2)	Edenton (1) Elizabethtown(2) Mt.Pleasant (3) Appalachian(4)	Farmville(1) Aberdeen (2) Glen Alpine (3) Andrews(4)	Southport
1965	Durham (1) Myers Park (2)	Tarboro (1) Graham (2)	Edenton (1) Whiteville(2) Siler City,J-Matthews(3) Surry Central(4) Sylva-Webster(5)	Ayden (1) Littlefield(2) Glen Alpine(3) Robbinsville (4)	
1966	Broughton(1) S.Mecklenburg (2)	Sanford (1) Pisgah (2)	Ahoskie (1) Stedman (2) North Davidson (3) Sylva-Webster(4)	Ayden (1) Liberty (2) Andrews (3)	
1967	Fike	Sanford (East) Elkin(West)	Edenton,S.Wayne* Mt.Holly (West)	Ayden (East) Andrews (West)	
1968	Fike	Sanford (East) Mt.Airy (West)	Rohanen (East) Hendersonville(West)	Ayden	
1969	Fike	Northeastern (East) Reidsville (West)	Edenton (East) Hendersonville(West)	Robbinsville	
1970	Broughton	71st(East) Reidsville (West)	Ahoskie (East) Murphy (West)	Robbinsville	
1971	North Forsyth	Havelock (East) Pisgah (West)	Gates County (East) Maiden (West)	Robersonville	

From 1961 through 1971, play did not culminate in a state champion in all classifications. Regional champions are indicated by the number of their respective regions in parentheses, or by Eastern and Western champions when that was as far as a team could advance. *indicates co-champions.



FOOTBALL STATE CHAMPIONSHIP LIST



	CLASS AAAA	CLASS AAA	CLASS AA	CLASS A
1972	T.Wingate Andrews	Sanford,Tuscola*	Sylva-Webster	North Duplin
1973	Sanford Central	Ragsdale, E.Bladen*	Sylva-Webster	Robbinsville
1974	Gastonia Ashbrook	Ragsdale	Murphy	Robbinsville
1975	Rose	Pisgah	Roanoke	Maxton
1976	T.Wingate Andrews	Pisgah	Franklin	Robbinsville
1977	East Mecklenburg	Western Guilford	Charlotte Catholic	Robbinsville
1978	Richmond County	Watauga	Maiden	Midway
1979	High Point Central	South Point	Swain County	Robbinsville
1980	Greensboro Page	Walter Williams	Sylva-Webster	Robbinsville
1981	South Mecklenburg	Walter Williams	Randleman	Robbinsville
1982	Jacksonville	Brevard	Randleman	Robbinsville
1983	Greensboro Page	Eastern Randolph	Randleman	Robbinsville
1984	Page, 71st*	Tarboro	Forest Hills	Jamesville
1985	Greensboro Page	Walter Williams	Lexington	Swain County
1986	Seventy-First	Shelby	Lexington	Murphy
1987	Garner	Shelby	Whiteville	Murphy
1988	Richmond Senior	Hugh M. Cummings	Thomasville	Swain County
1989	Richmond Senior	A.L. Brown	Clayton	Swain County
1990	Richmond Senior	Hugh M. Cummings	Clinton	Swain County
1991	South View	T.Wingate Andrews	Thomasville	Murphy
1992	East Forsyth	Hugh M. Cummings	West Brunswick	Robbinsville
1993	Northern Durham	West Brunswick	Lincolnton	Hobbtton
1994	Crest	Burns	Wallace-Rose Hill	North Edgecombe
1995	West Charlotte	Bertie	Thomasville	Williamston
1996	Crest	Hickory	Clinton	Murphy
1997	Richmond Senior	A.L.Brown	Clinton	North Edgecombe
1998	Richmond Senior	Carver	Shelby	Starmount
1999	A.C.Reynolds	Walter Williams	High Point Central	Williamston
2000	Independence	Bertie	Southwest Onslow	Graham
2001	Independence	Parkland	Clinton	1-A: Swain Co 1-AA: Albemarle
2002	4-A: A.C. Reynolds 4-AA:Independence	3-A: Carver 3-AA: Ashbrook	2-A: Cummings 2-AA: Reidsville	1-A: Elkin 1-AA: Albemarle
2003	4-A: Rose 4-AA:Independence	3-A: South Point 3-AA: Crest	2-A: Southwest Onslow 2-AA: Reidsville	1-A: Elkin 1-AA: Albemarle
2004	4-A: Rose 4-AA: Independence	3-A: Concord 3-AA: Crest	2-A: Southwest Onslow 2-AA: Charlotte Catholic	1-A: Swain 1-AA: Thomasville
2005	4-A: Rose 4-AA: Independence	3-A: Asheville 3-AA: Charlotte Catholic	2-A: Clinton 2-AA: Shelby	1-A: Elkin 1-AA: Thomasville
2006	4-A: Rose 4-AA: Independence	3-A: Concord 3-AA: Eastern Randolph	2-A: Cummings 2-AA: Shelby	1-A: Elkin 1-AA: Thomasville
2007	4-A: Hoggard 4-AA: New Bern	3-A: West Rowan 3-AA: Dudley	2-A: Lincolnton 2-AA: Reidsville	1-A: Plymouth 1-AA: James Kenan
2008	4-A: Seventy-First 4-AA: Richmond	3-A: West Rowan 3-AA: Dudley	2-A: Newton-Conover 2-AA: Reidsville	1-A: Mount Airy 1-AA: Thomasville
2009:	4-A: A.C. Reynolds 4-AA: David Butler	3-A: West Rowan 3-AA: South Point	2-A: Tarboro 2-AA: Reidsville	1-A: Wallace-Rose Hill 1-AA: Albemarle
2010:	4-A: Hillside 4-AA: David Butler	3-A: West Rowan 3-AA: Northern Guilford	2-A: Tarboro 2-AA: Salisbury	1-A: Wallace-Rose Hill 1-AA: Albemarle
2011:	4-A: Scotland 4-AA: Page	3-A: Havelock 3-AA: Northern Guilford	2-A: Tarboro 2-AA: West Stokes	1-A: Murphy 1-AA: Swain County
2012:	4-A: New Bern 4-AA: David Butler	3-A: Havelock 3-AA: Northern Guilford	2-A: East Lincoln 2-AA: South Iredell	1-A: Plymouth 1-AA: Southwest Onslow
2013:	4-A: Dudley 4-AA: Mallard Creek	3-A: Havelock 3-AA: Southern Durham	2-A: T.W. Andrews 2-AA: Shelby	1-A: Murphy 1-AA: James Kenan
2014:	4-A: New Bern 4-AA: Mallard Creek	3-A: Crest 3-AA: Northern Guilford	2-A: Shelby 2-AA: East Lincoln	1-A: Robbinsville 1-AA: Wallace-Rose Hill
2015:	4-A: Charlotte Catholic 4-AA: Mallard Creek	3-A: Rocky Mount 3-AA: Crest	2-A: Shelby 2-AA: Monroe	1-A: Plymouth 1-AA: Wallace-Rose Hill
2016;	4-A: Greensboro Dudley 4-AA: Wake Forest	3-A: South Point 3-AA: Weddington	2-A: Reidsville 2-AA: Shelby	1-A: Murphy 1-AA: Wallace-Rose Hill
2017:	4-A: Harding University 4-AA: Wake Forest	3-A: Charlotte Catholic 3-AA: New Hanover	2-A: Wallace-Rose Hill 2-AA: Hibriten	1-A: Cherokee 1-AA: Tarboro
2018:	4-A: East Forsyth 4-AA: Wake Forest	3-A: Charlotte Catholic 3-AA: Weddington	2-A: Reidsville 2-AA: Shelby	1-A: Murphy 1-AA: Tarboro
2019:	4-A: East Forsyth 4-AA: Zebulon B. Vance (Charlotte)	3-A: Charlotte Catholic 3-AA: Weddington	2-A: Reidsville 2-AA: Shelby	1-A: Robbinsville 1-AA: East Surry
2020-21:	4-A: Grimsley 4-AA: Zebulon B. Vance (Charlotte)	3-A : Charlotte Catholic 3-AA: Mount Tabor	2-A: Reidsville 2-AA: Salisbury	1-A: Murphy 1-AA: Tarboro
2021:	Cardinal Gibbons	Dudley	Shelby	Tarboro
2022:	(Vacated)	East Lincoln	East Duplin	Mount Airy



FOOTBALL STATE CHAMPIONSHIP RESULTS



OPEN

1913	Raleigh 29	Washington 0
1914	Raleigh 117	Asheville 0
1915	Raleigh 6	Charlotte 0
1916	Charlotte 36	Chapel Hill 0
1917	Charlotte 41	Chapel Hill 0
1918	<i>no championship—flu epidemic</i>	
1919	Chapel Hill 78	Greensboro 0
1920	Chapel Hill 14	Monroe 0
1921	Fayetteville 7	Winston-Salem 0
1922	Asheville 12	New Bern 6 (teams agreed to play OT)
1923	Charlotte 20	Sanford 7
1924	Rockingham 7	Shelby 0
1925	Gastonia 8	Sanford 0
1926	Sanford 13	Charlotte 0
1927	Wilmington New Hanover 7	Greensboro 6
1928	Wilmington New Hanover 14	Statesville 9

PLAY WENT TO CLASS A AND B IN 1929

CLASS A

CLASS B

1929	Charlotte Central 27	Goldsboro 0	1929	Concord 13	Oxford 7 (<i>Kenan Stadium</i>)
1930	Charlotte 14	Raleigh 6	1930	Reidsville 20	Apex 7
1931	Durham 13	Charlotte 6	1931	Reidsville 6	Apex 0
1932	Charlotte 13	Durham 0	1932	Reidsville 32	Elizabeth City 12
1933	Durham 7	Charlotte 0	1933	Elizabeth City 19	Burlington 0
1934	Durham 12	Greensboro 12 (TIE)	1934	Edenton 6	Reidsville 0
1935	Raleigh 31	Winston-Salem 6	1935	Mount Airy 7	Edenton 0
1936	Charlotte 12	Raleigh 7	1936	Thomasville Mills Home 13	Roanoke Rapids 0
1937	Charlotte 20	Rocky Mount 7	1937	Reidsville 19	Hamlet 6
1938	Durham 6	Greensboro 6 (TIE)	1938	Mount Airy 26	Whiteville 18
1939	Durham 6	Greensboro 0	1939	Reidsville 18	Hamlet 0
1940	Greensboro 7	Rocky Mount 0	1940	Reidsville 14	Elizabeth City 12

PLAY CHANGED TO CLASS AA, A AND B IN 1941

CLASS AA

CLASS A

CLASS B

1941	Raleigh 0, High Point 0 (TIE)	1941	Laurinburg 20, Mount Airy 6		
1942	Greensboro 12, Gastonia 6	1942	Mount Airy 41, Scotland Neck 0		
1943	Charlotte 7, Raleigh 0	1943	Reidsville 6, Laurinburg 6 (TIE)		
1944	Wilson 26, Greensboro 0	1944	Laurinburg 8, Reidsville 7		
1945	Raleigh 28, High Point 6	1945	Reidsville 27, Laurinburg 0		
1946	Wilson def. Greensboro, forfeit	1946	Mount Airy 38, Wadesboro 0	1946	Boonville 27, Raeford 7
1947	Fayetteville 39, Charlotte 0	1947	Henderson 25, Mount Airy 14	1947	Fairmont (by forfeit)
1948	Fayetteville 14, Burlington 13	1948	Mount Airy 26, Laurinburg 0		
1949	Durham 21, Burlington 13	1949	Henderson 20, Reidsville 14		

CLASSIFICATION NAMES CHANGED TO CLASS 3A, 2A AND 1A IN 1950

3A

2A

1A

1950	Durham 12, W.-S. R.J. Reynolds 7	1950	Reidsville 26, Henderson 0	1950	Williamston 19, Bessemer City 13
1951	Wilmington 14, High Point 13	1951	Lumberton 18, Reidsville 13	1951	Ahoskie 52, Walnut Cove 0
1952	W.-S. R.J. Reynolds 13, Durham 6	1952	Charlotte Harding 32, Henderson 13	1952	Ahoskie 48, Bessemer City 6
1953	Durham 14, W.-S. R.J. Reynolds 14 (TIE)	1953	Charlotte Harding 20, Hamlet 0	1953	Massey Hill 20, Greensboro Bessemer 0
1954	Greensboro 20, Durham 13	1954	Reidsville 20, Graham 6	1954	Edenton 41, Greensboro Bessemer 20
1955	Salisbury 13, Durham 6	1955	Kinston 12, Hendersonville 7	1955	Cary 21, Spruce Pine 0
1956	Fayetteville 6, Greensboro 6 (TIE)	1956	Canton 33, Washington 6	1956	Edenton 45, Mebane 6
1957	Salisbury 21, Fayetteville 0	1957	Elizabeth City 18, Myers Park 15	1957	Edenton 14, Mebane 7
1958	Wilson 6, W-S R.J. Reynolds 6 (TIE)	1958	Eden Morehead 12, Rockingham 0	1958	Andrews 33, Southern Pines 9



4A FOOTBALL STATE CHAMPIONSHIP RESULTS



1959 Charlotte Garinger 20
 1960 Greensboro 19
 1961 Raleigh 19
 1962 Rocky Mount 20
 1963 Rocky Mount 14
 1964 Winston-Salem R.J. Reynolds 14

Greensboro 6
 Winston-Salem R.J. Reynolds 7
 Charlotte Garinger 0
 Winston-Salem R.J. Reynolds 6
 Winston-Salem R.J. Reynolds 13
 Durham 6

REGION 1

REGION 2

1965 Durham 19
 1966 Broughton 21

Fayetteville 14
 Durham 0

1965 Myers Park 27
 1966 South Mecklenburg 20

Garinger 6
 Garinger 19

1967 Wilson Fike 28
 1968 Wilson Fike 21
 1969 Wilson Fike 17
 1970 Raleigh Broughton 14
 1971 North Forsyth 10
 1972 High Point Andrews 24
 1973 Sanford Central 14
 1974 Gastonia Ashbrook 13
 1975 Greenville Rose 14
 1976 High Point Andrews 6
 1977 East Mecklenburg 28
 1978 Richmond Senior 14
 1979 High Point Central 21
 1980 Greensboro Page 36
 1981 South Mecklenburg 27
 1982 Jacksonville 15
 1983 Greensboro Page 21
 1984 Greensboro Page 14
 1985 Greensboro Page 26
 1986 Fayetteville 71st 3
 1987 Garner 40
 1988 Richmond Senior 17
 1989 Richmond Senior 39
 1990 Richmond Senior 9
 1991 South View 10
 1992 East Forsyth 28
 1993 Northern Durham 39
 1994 Crest 28
 1995 West Charlotte 20
 1996 Crest 20
 1997 Richmond Senior 27
 1998 Richmond Senior 36
 1999 Asheville A.C. Reynolds 7
 2000 Charlotte Independence 24
 2001 Charlotte Independence 49

South Mecklenburg 14
 Gastonia Ashley 7
 Winston-Salem Atkins 10
 Charlotte Olympic 0
 High Point Central 7
 Fayetteville Reid Ross 17
 Greensboro Ben Smith 6
 Sanford Central 12
 East Mecklenburg 13
 Richmond Senior 0
 Rocky Mount 9
 West Charlotte 0
 Greenville Rose 9
 Jacksonville 14
 Fayetteville Terry Sanford 14
 Greensboro Page 6
 Fayetteville Douglas Byrd 14
 Fayetteville 71st 14 **(TIE)**
 Fayetteville Terry Sanford 20
 West Charlotte 0
 Charlotte Harding 21
 West Charlotte 0
 Asheville A.C. Reynolds 13
 West Forsyth 7
 West Charlotte 7
 Northern Durham 21
 West Charlotte 6
 Jacksonville 7
 Fayetteville Douglas Byrd 13
 Fayetteville Douglas Byrd 7
 Fayetteville Douglas Byrd 7
 Garner 6
 Fayetteville Douglas Byrd 0
 Hope Mills South View 19
 Wilmington Laney 25

CLASSES SUBDIVIDED IN 2002

4A

4AA

2002 Asheville A.C. Reynolds 14 Northern Nash 7
 2003 Greenville J.H. Rose 51 W-S Mount Tabor 7
 2004 Greenville J.H. Rose 19 Fayetteville Jack Britt 17
 2005 Greenville J.H. Rose 21 Greensboro Grimsley 0
 2006 Greenville J.H. Rose 26 West Charlotte 12
 2007 Wilmington Hoggard 28 W-S Mount Tabor 0
 2008 Fayetteville Seventy-First 28 Fayetteville Douglas Byrd 7
 2009 Asheville A.C. Reynolds 14 Harnett Central 13
 2010 Durham Hillside 40 Davie County 0
 2011 Scotland 42 Porter Ridge 16
 2012 New Bern 39 Porter Ridge 38
 2013 Greensboro Dudley 24 Scotland 7
 2014 New Bern 23 Charlotte Catholic 15
 2015 Charlotte Catholic 27 Greenville J.H. Rose 20
 2016 Greensboro Dudley 54 Cape Fear 0
 2017 Harding University 30 Scotland County 22
 2018 East Forsyth 35 Scotland 28
 2019 East Forsyth 24 Cardinal Gibbons 21
 20-21 Grimsley 28 Cardinal Gibbons 8

2002 Charlotte Independence 41 New Bern 20
 2003 Charlotte Independence 54 New Bern 7
 2004 Charlotte Independence 41 South View 7
 2005 Charlotte Independence 38 New Bern 19
 2006 Charlotte Independence 49 Durham Riverside 19
 2007 New Bern 28 Charlotte Independence 17
 2008 Richmond 38 Fayetteville Jack Britt 35
 2009 Butler 48 Fayetteville Jack Britt 17
 2010 Butler 44 Wake Forest-Rolesville 0
 2011 Greensboro Page 35 Garner 21
 2012 Butler 56 Fayetteville Jack Britt 28
 2013 Mallard Creek 59 Wake Forest 21
 2014 Mallard Creek 25 Wake Forest 14
 2015 Mallard Creek 49 Greensboro Page 6
 2016 Wake Forest 29 Greensboro Page 0
 2017 Wake Forest 21 Mallard Creek 0
 2018 Wake Forest 9 Charlotte Z.B. Vance 7
 2019 Charlotte Z.B. Vance 24 Leesville Road 3
 20-21 Charlotte Z.B. Vance 35 Rolesville 14

END OF SUBDIVISION ERA

2021 Cardinal Gibbons 14
 2022 (Vacated)

Julius Chambers 2



3A FOOTBALL STATE CHAMPIONSHIP RESULTS



1959 Rockingham 20
 1960 Brevard 26

Morehead 6
 Rockingham 0

REGION 1

1961 Greenville 15 Sanford 13
 1962 Rockingham 13 Lumberton 6
 1963 Rockingham 13 Hamlet 0
 1964 Rockingham 19 Elizabeth City 0
 1965 Tarboro 13 Greenville 7
 1966 Sanford 27 Roxboro 10

EAST

1967 Sanford 21 Northern Durham 9
 1968 Sanford 33 Roxboro 0
 1969 Eliz. City Northeastern 21 Lumberton 0
 1970 Fayetteville Seventy-First 14 Northern Durham 12
 1971 Havelock 20 Eliz. City Northeastern 6
 1972 Sanford 14
 1973 Jamestown Ragsdale 16
 1974 Jamestown Ragsdale 24
 1975 Canton Pisgah 35
 1976 Canton Pisgah 28
 1977 Western Guilford 26
 1978 Watauga 33
 1979 Belmont South Point 34
 1980 Burlington Williams 29
 1981 Burlington Williams 32
 1982 Brevard 15
 1983 Eastern Randolph 21
 1984 Tarboro 20
 1985 Burlington Williams 7
 1986 Shelby 9
 1987 Shelby 19
 1988 Burlington Cummings 41
 1989 Kannapolis A.L. Brown 24
 1990 Burlington Cummings 32
 1991 High Point Andrews 24
 1992 Burlington Cummings 25
 1993 West Brunswick 19
 1994 Burns 21
 1995 Bertie 38
 1996 Hickory 42
 1997 Kannapolis A.L. Brown 34
 1998 Winston-Salem Carver 33
 1999 Burlington Williams 20
 2000 Bertie 32
 2001 Winston-Salem Parkland 27

REGION 2

1961 Canton 20 Brevard 0
 1962 Brevard 19 Greensboro Bessemer 13
 1963 Reidsville 0 Brevard 0 (TIE)
 1964 Waynesville 20 Chapel Hill 13
 1965 Graham 27 Western Alamance 12
 1966 Canton Pisgah 16 Graham 0

WEST

1967 Elkin 21 North Surry 0
 1968 Mount Airy 19 Mount Tabor 0
 1969 Reidsville 35 Mount Airy 12
 1970 Reidsville 10 Canton Pisgah 7
 1971 Canton Pisgah 48 Eastern Alamance 0
 Waynesville Tuscola 14 (TIE)
 East Bladen 16 (TIE)
 Ahoskie 0
 Havelock 24
 Clinton 12
 South Caldwell 20
 Burlington Williams 28
 Ahoskie 13
 Lexington 14
 Asheville Erwin 15
 Bertie 7
 Thomasville 6
 Kannapolis A.L. Brown 0
 Forest Hills 3
 Havelock 6
 Burlington Williams 0
 Shelby 14
 Burlington Cummings 0
 Statesville 26
 Kannapolis A.L. Brown 14
 North Rowan 14
 High Point Andrews 14
 Eastern Randolph 14
 High Point Central 34
 Jamestown Ragsdale 0
 Northeast Guilford 12
 Kings Mountain 28
 Asheville 7
 Jamestown Ragsdale 15
 Crest 21

CLASSES SUBDIVIDED IN 2002

3A

2002 Winston-Salem Carver 34 Wilson Fike 0
 2003 Belmont South Point 27 Northeast Guilford 10
 2004 Concord 27 Wilson Hunt 0
 2005 Asheville 13 Western Alamance 10
 2006 Concord 35 Western Alamance 28 (OT)
 2007 Western Alamance 62 North Gaston 36
 2008 West Rowan 35 West Craven 7
 2009 West Rowan 28 Eastern Alamance 21
 2010 West Rowan 34 Eastern Alamance 7
 2011 Havelock 38 West Rowan 6
 2012 Havelock 55 Concord 21
 2013 Havelock 21 Concord 13
 2014 Crest 24 Havelock 3
 2015 Rocky Mount 24 South Point 21 (OT)
 2016 South Point 16 Rocky Mount 7
 2017 Charlotte Catholic 28 Havelock 14
 2018 Charlotte Catholic 17 Jacksonville 14
 2019 Charlotte Catholic 23 Southern Nash 7
 20-21 Charlotte Catholic 14 Havelock 7

3AA

2002 Gastonia Ashbrook 19 Greensboro Dudley 18
 2003 Crest 40 Eastern Randolph 0
 2004 Crest 26 Greensboro Dudley 14
 2005 Charlotte Catholic 21 Burlington Williams 13
 2006 Eastern Randolph 15 Charlotte Catholic 7
 2007 Greensboro Dudley 28 Charlotte Catholic 20
 2008 Greensboro Dudley 34 Kannapolis A.L. Brown 18
 2009 Belmont South Point 42 South Johnston 28
 2010 Northern Guilford 21 Crest 20
 2011 Northern Guilford 31 Crest 7
 2012 Northern Guilford 64 Charlotte Catholic 26
 2013 Southern Durham 38 Crest 31
 2014 Northern Guilford 14 Weddington 7
 2015 Crest 55 Southern Durham 21
 2016 Weddington 33 Eastern Guilford 20
 2017 New Hanover 27 A.C. Reynolds 17
 2018 Weddington 27 Southeast Guilford 14
 2019 Weddington 34 Lee County 14
 20-21 Mount Tabor 24 Cleveland 16

END OF SUBDIVISION ERA

2021 Dudley 69
 2022 East Lincoln 30

J.H. Rose 40
 Northern Nash 15



2A FOOTBALL STATE CHAMPIONSHIP RESULTS



1959 1960	Smithfield 20 Edenton 19	Appalachian 0 Hanes 7	
REGION 1	REGION 2	REGION 3	REGION 4
1961 Ahoskie 33, Morehead City 7	Hanes 25, Sumner 13	Appalachian 20, Murphy 13	
1962 Elizabethtown 19, Cary 7	Jamestown 10, Erwin 6	Appalachian 39, Murphy 7	
1963 Mount Holly 14, N. Davidson 7	Elizabethtown 16, Siler City 13	Mount Holly 14, N. Davidson 7	Sylva-Webster 7, Appalachian 0
1964 Edenton 19, Cary 0	Elizabethtown 20, Massey 6	Mt. Pleasant 13, N. Davidson 7	Appalachian 25, Swain Co. 12
1965 Edenton 20, Ahoskie 6	Whiteville 19, Burgaw 13	Siler City 23, South Stanly 6	Surry Central 13, N. Davidson 7
1966 Ahoskie 55, Clayton 7	Stedman 21, Southern Wayne 20	N. Davidson 21, East Surry 7	Sylva-Webster 48, Elkin 27

	EAST		WEST
1967	Edenton 26	Southern Wayne 26 (TIE)	1967 Mount Holly 26
1968	Rohanen 21	Farmville 20	1968 Hendersonville 21
1969	Edenton 48	South Stanly 26	1969 Hendersonville 30
1970	Ahoskie 28	Greensboro Allen Jay 12	1970 Murphy 20
1971	Gates County 34	Southern Guilford 8	1971 Maiden 6
	1972 Sylva-Webster 41		Williamston 21
	1973 Sylva-Webster 43		Tabor City 18
	1974 Murphy 32		Robersonville 22
	1975 Roanoke 12		West Montgomery 9
	1976 Franklin 35		Erwin 28
	1977 Charlotte Catholic 42		Clayton 20
	1978 Maiden 36		Tabor City 14
	1979 Swain County 28		Clayton 21
	1980 Sylva-Webster 49		Currituck 7
	1981 Randleman 44		Whiteville 30
	1982 Randleman 23		Whiteville 6
	1983 Randleman 35		East Carteret 0
	1984 Forest Hills 14		Whiteville 6
	1985 Lexington 42		Fuquay-Varina 12
	1986 Lexington 35		Ahoskie 7
	1987 Whiteville 14		Thomasville 12
	1988 Thomasville 13		Hertford County 10
	1989 Clayton 16		Monroe 0
	1990 Clinton 14		Thomasville 6
	1991 Thomasville 21		West Brunswick 6
	1992 West Brunswick 14		Maiden 6
	1993 Lincolnton 41		Burlington Cummings 20
	1994 Wallace-Rose Hill 35		Lincolnton 24
	1995 Thomasville 16		Clinton 0
	1996 Clinton 26		Bandys 14
	1997 Clinton 30		Shelby 14
	1998 Shelby 34		Tarboro 14
	1999 High Point Central 30		Southwest Onslow 7
	2000 Southwest Onslow 14		Newton-Conover 13
	2001 Clinton 34		Burlington Cummings 22

CLASSES SUBDIVIDED IN 2002

	2A		2AA
2002	Burlington Cummings 24	Clinton 21	2002 Reidsville 34
2003	Southwest Onslow 20	Burlington Cummings 14	2003 Reidsville 68
2004	Southwest Onslow 49	Shelby 21	2004 Charlotte Catholic 14
2005	Clinton 13	Lincolnton 6	2005 Shelby 26
2006	Burlington Cummings 49	Clinton 20	2006 Shelby 27
2007	Lincolnton 28	South Columbus 14	2007 Reidsville 28
2008	Newton-Conover 51	Tarboro 28	2008 Reidsville 24
2009	Tarboro 28	Mountain Heritage 3	2009 Reidsville 28
2010	Tarboro 21	Winston-Salem Carver 13	2010 Salisbury 30
2011	Tarboro 39	Lincolnton 36	2011 West Stokes 21
2012	East Lincoln 24	Tarboro 20	2012 South Iredell 30
2013	Shelby 29	Southwest Onslow 7	2013 T.W. Andrews 18
2014	Shelby 31	Kinston 7	2014 East Lincoln 14
2015	Shelby 57	Kinston 21	2015 Monroe 38
2016	Reidsville 58	Edenton Holmes 12	2016 Shelby 28
2017	Wallace-Rose Hill 35	Reidsville 28 (OT)	2017 Hibriten 16
2018	Reidsville 31	Northeastern 28	2018 Shelby 42
2019	Reidsville 14	Northeastern 0	2019 Shelby 34
20-21	Reidsville 35	Mountain Heritage 6	20-21 Salisbury 42

END OF SUBDIVISION ERA

2021	Shelby 55	Wallace-Rose Hill 34
2022	East Duplin 24	Reidsville 21



1A FOOTBALL STATE CHAMPIONSHIP RESULTS



1959
1960
REGION 1
1961 Windsor 15, Warrenton 14
1962 Windsor 28, Ayden 27
1963 Murfreesboro 20, Farmville 7
1964 Farmville 26, Weldon 0
1965 Ayden 40, Weldon 21
1966 Ayden 20, Weldon 0

Beaufort 20
Warsaw James Kenan 13
REGION 2
Rohanen 7, Ayden 0
James Kenan 38, Warrenton 13
Weldon 20, Aberdeen 14
Aberdeen 37, Oxford Orphanage 7
Littlefield 7, Swansboro 0
Liberty 32, Oxford Orphanage 21

Andrews 0
NC School for the Deaf 12
REGION 3
Greensboro Allen Jay 7, Mebane 0
Sumner 0, East Surry 0 **(TIE)**
East Surry 12, Carthage 6
Glen Alpine 27, E. Southern Pines 2
Glen Alpine 34, Red Springs 12
Andrews 20, Glen Alpine 7

REGION 4
Glen Alpine 26, Clyde 7
Glen Alpine 21, Andrews 7
Andrews 35, Drexel 6
Andrews 30, Mars Hill 27
Robbinsville 34, Spruce Pine 7

1967 Ayden 20
1968
1969
1970
1971
1972
1973
1974
1975
1976
1977
1978
1979
1980
1981
1982
1983
1984
1985
1986
1987
1988
1989
1990
1991
1992
1993
1994
1995
1996
1997
1998
1999
2000

EAST
Liberty 14
Ayden 14
Robbinsville 14
Robbinsville 28
Robersonville 30
North Duplin 20
Robbinsville 50
Robbinsville 27
Maxton 86
Robbinsville 34
Robbinsville 42
Midway 25
Robbinsville 46
Robbinsville 40
Robbinsville 68
Robbinsville 21
Robbinsville 28
Jamesville 6
Swain County 32
Murphy 27
Murphy 56
Swain County 23
Swain County 35
Swain County 40
Murphy 30
Robbinsville 35
Hobbtown 29
North Edgecombe 7
Williamston 21
Murphy 13
North Edgecombe 38
Starmount 22
Williamston 40
Graham 31

1967 Andrews 34
1968
1969
1970
1971
1972
1973
1974
1975
1976
1977
1978
1979
1980
1981
1982
1983
1984
1985
1986
1987
1988
1989
1990
1991
1992
1993
1994
1995
1996
1997
1998
1999
2000

WEST
Tryon 7
Red Springs 13
Manteo 8
Saratoga 6
Robbinsville 18
Saratoga 14
Rosewood 0
Manteo 0
North Duplin 8
Princeton 6
Rock Ridge 7
Cherokee 6
Princeton 8
Rosewood 0
Belhaven Wilkinson 0
Bath 6
Creswell 6
Rosman 0
North Edgecombe 0
Tabor City 3
Columbia 15
Midway 7
Currituck 14
Robersonville Roanoke 14
Rosewood 3
Lakewood 0
Swain County 12
Murphy 6
Swain County 7
North Edgecombe 0
Rosman 28
North Edgecombe 20
Graham 20
Northside 6

CLASSES SUBDIVIDED IN 2001

2001 Swain County 38
2002 Elkin 30
2003 Elkin 35
2004 Swain County 16
2005 Elkin 42
2006 Elkin 28
2007 Plymouth 20
2008 Mount Airy 37
2009 Wallace-Rose Hill 38
2010 Wallace-Rose Hill 22
2011 Murphy 21
2012 Plymouth 20
2013 Murphy 35
2014 Robbinsville 21
2015 Plymouth 28
2016 Murphy 15
2017 Cherokee 21
2018 Murphy 60
2019 Robbinsville 45
20-21 Murphy 14

1A
Williamston 19
Chocowinity Southside 6
North Edgecombe 6
Chocowinity Southside 14
Northampton-West 12
Manteo 7
North Duplin 13
Williamston 14
Mount Airy 37 (OT)
Murphy 21
Jones Senior 6
Murphy 15
Plymouth 34
Plymouth 18
Robbinsville 20
Plymouth 14
North Duplin 13
Pamlico 27
Northampton County 14
Northside-Pinetown 7

2001 Albemarle 66
2002 Albemarle 31
2003 Albemarle 41
2004 Thomasville 15
2005 Thomasville 21
2006 Thomasville 13
2007 James Kenan 13
2008 Thomasville 42
2009 Albemarle 45
2010 Albemarle 21
2011 Swain County 20
2012 Southwest Onslow 44
2013 James Kenan 42
2014 Wallace-Rose Hill 34
2015 Wallace-Rose Hill 48
2016 Wallace-Rose Hill 30
2017 Tarboro 32
2018 Tarboro 50
2019 East Surry 56
20-21 Tarboro 25

1AA
Wallace-Rose Hill 28
Williamston 26
Farmville Central 7
Wallace-Rose Hill 14
Wallace-Rose Hill 20
James Kenan 7
West Montgomery 6
East Bladen 13
Southwest Onslow 21
Pender 7
Ayden-Grifton 14
Swain County 34
West Montgomery 14
Starmount 21
Mitchell 28
West Montgomery 7
Mount Airy 7
East Surry 10
Tarboro 28
East Surry 7

END OF SUBDIVISION ERA

2021 Tarboro 28
2022 Mount Airy 30

Mitchell 7
Tarboro 7