



2023 North Carolina High School Athletic Association Football Playoff Notes

128
teams remaining

64
Second Round
Games

47
2nd Rd Games on
NFHS Network

37
Local Radio
Game Broadcasts

4
Champions to
be crowned

CHAPEL HILL -- The North Carolina High School Athletic Association released the brackets for the 2023 Football Championships on Saturday, October 28, ahead of the First Round Games on Friday, Nov. 3. This year's State Championship Games will mark the 109th season in which North Carolina has crowned a high school football state champion, dating back to Raleigh's win in 1913 (no champion in 1918). The 2023 football playoffs are the third iteration of the current NCHSAA Football Playoff format as the classifications were split and eight champions were crowned from 2002 to the spring of 2021 (Covid-19 year).

The 2023 Championship Games will be held December 8th and 9th at Kenan Memorial Stadium on the campus of the University of North Carolina at Chapel Hill and at Carter-Finley Stadium on the campus of North Carolina State University.

Second Round Notes

Upset Alert

In the first round of action, 18 teams went on the road and got back on the bus with plans for next Friday night. The highest seed that advanced to the second round was 3A East No. 27 Terry Sanford. The Bulldogs met with the undefeated 2A/3A Northern Lakes Conference Champion Vance County and, despite falling behind by two touchdowns, won 34-27 to earn a date with Harnett Central in the second round.

4A East No. 26 New Hanover also earned a big road win on Friday as they beat No. 7 Hillside 23-6 to earn a trip to No. 10 New Bern this week.

A pair of No. 25 seeds picked up first-round upsets as 3A East No. 25 J. H. Rose and 4A East No. 25 Fuquay-Varina each survived and advanced. J.H. Rose edged No. 8 Whiteoak as their 50-yard field goal attempt at the final whistle fell just short. Fuquay Varina knocked off No. 8 Jack Britt 17-9 and will meet fellow bracket buster No. 24 Ashley in the second round after Ashley toppled No. 9 Pine Forest 38-19 in round one.

The rest of the upsetters in round one were No. 24 Southeast Alamance, No. 24 Charlotte Catholic, No. 23 Lincolnton, No. 23 Independence, No. 21 Southern Durham, No. 20 Corvian Community, No. 20 Central Davidson, No. 19 Weldon, No. 19 Jordan, No. 19 East Lincoln, No. 18 Pender, No. 18 Mallard Creek, No. 17 Wake Forest and No. 17 Northampton.

Grand Entrance

The Southeast Alamance Stallions and the Martin County Knights each made their NCHSAA Playoffs debut on Friday and were matched up against each other in Round One. The No. 24 Stallions won 27-13 at No. 9 Martin for the first playoff win in school history. This week they will meet No. 8 Cummings in the second round this week.

Corvian Community also made its NCHSAA football postseason debut on Friday and traveled to 1A West No. 13 Draughn and earned a 38-28 win. In the second round, the Cardinals will head to No. 4 North Rowan.



2023 North Carolina High School Athletic Association Football Playoff Notes

Close Calls

In the first round there were 12 games decided by a touchdown or less including games involving 3A East No. 9 North Brunswick and 3A West No. 16 Statesville, who each survived by a single point.

In the game between North Brunswick and Person, a 65-yard touchdown pass from Tarron Green to Michael Green gave North Brunswick a 28-27 lead in the fourth quarter. After trading stops, Person drove to the 20-yard line and called timeout with 3.3 seconds remaining but the ensuing attempt at a game-winning field goal fell just a little short.

In the game between Statesville and South Point, the Greyhounds stopped the Red Raiders' 2-point conversation attempt with just over two minutes left in the fourth quarter and held on to escape 28-27. Statesville will host J.H. Rose, who also had a narrow escape in the first round, this week in Round Two.

Here are the 12 narrowest margins of victory from the first round.

Seed	Winning team	Margin	Seed	Losing Team
3A E No. 9	North Brunswick	1	3A E No. 28	Person
3A W No. 16	Statesville	1	3A W No. 17	South Point
2A E No. 16	Beddingfield	2	2A E No. 17	James Kenan
3A E No. 25	J.H. Rose	2	3A E No. 8	Whiteoak
3A W No. 20	Central Davidson	3	3A W No. 13	Eastern Guilford
2A E No. 8	Cummings	5	2A E No. 25	Heide Trask
1A W No. 15	Mountain Island	5	1A W No. 18	Alleghany
4A W No. 3	Mooresville	6	4A W No. 33	A. L. Brown
1A E No. 19	Weldon	6	1A E No. 14	Gates County
3A E No. 10	Currituck County	7	3A E No. 23	South Johnston
2A E No. 14	Farmville Central	7	2A E No. 19	Southwest Onslow
4A E No. 12	Millbrook	7	4A E No. 21	Heritage

Offensive Outbursts

In the first round of the 2023 NCHSAA Playoffs, 35 teams scored 50 or more points and 11 scored 60 or more. 1A West No. 3 Seed Eastern Randolph lit the most bulbs on the scoreboard in Round One as they scored 68 points in its first round win over Cherryville. Below are the top scorers in Round One.

Eastern Randolph	68	Reidsville	58	Watauga	54
Southeastern Halifax	66	East Bladen	57	Crest	53
Clinton	64	Murphy	57	Bessemer City	52
North Rowan	63	Cleveland	57	Northwest Cabarrus	52
Monroe	63	Northern Nash	56	Rolesville	52
Burns	63	Seventy-First	56	Hoggard	52
Princeton	63	Robbinsville	55	Hickory	51
Dudley	63	Wallace-Rose Hill	55	New Bern	51
Havelock	62	Jacksonville	55	Hough	51
Bunker Hill	61	Clayton	55	Bishop McGuinness	50
Lakewood	60	Northampton	54	North Lincoln	50
Pender	58	Grimsley	54		



2023 North Carolina High School Athletic Association Football Playoff Notes

Pitching a Shutout

There were 22 teams that did not allow a single point in their first round contest. A.C. Reynolds, Albemarle, Cardinal Gibbons, Crest, Havelock, Hayesville, Hoggard, Hough, Independence, Leesville Road, North Moore, Oak Grove, Porter Ridge, Randleman, Reidsville, Robinson, Rolesville, Southeast Halifax, Southern Alamance, Swain County, West Charlotte and Whiteville all kept their opponents from scoring on Friday night.

First Round Notes

How Playoff Seeding Works

Each conference is allotted playoff berths based on the number of schools fielding a team in a particular sport:

1-5 Teams = 1 Berth (Conference Champion)

6+ Teams = 2 Berths (Conference Champion + 2nd Place)

The highest finishing team from a given classification in a split conference will automatically qualify, regardless of overall conference finish (minimum of 2 schools per classification)

RPI rating was added to the Handbook for conference tie-breaking procedure as the final tiebreaker.

The remaining non-automatic teams in each region (East/West) will fill the remaining berths based solely on their RPI rating, with the caveat that a team can only make the playoffs if all of the teams above them in the conference standings have also made the playoffs.

Conference champions are seeded before any other qualifying teams by RPI rating. All other teams are seeded after the conference champions by the RPI rating of the school, regardless of conference finish. Each region (East/West) is seeded independently of one another, utilizing the RPI rating of the school.

Championship Sites

UNC's Kenan Memorial Stadium is the most frequent host of NCHSAA Football Championship games having hosted 79 championship games since 1989. This year's games will be the 81st and 82nd in Kenan Stadium (first in 1929). Carter-Finley will be hosting its 33rd and 34th NCHSAA Championship Games this season. Wake Forest's BB&T Field (Groves) has held 25 Championship Games and Duke's Wallace Wade has played host nine times. In 1988, Groves Stadium hosted the 4A Championship, prior to that game, championships were played predominantly at high school sites. From 1990-2001, all four classifications played their Championship Games at Kenan.



2023 North Carolina High School Athletic Association Football Playoff Notes

Welcome To the Show

Four programs made their NCHSAA Football Playoffs debut in the first round this year. Those newcomers are: in the 1A bracket, the Corvian Community Cardinals; in the 2A bracket the Martin County Knights and the Southeast Alamance Stallions; and in the 4A bracket, the South Garner Titans.

Welcome Back!

Of the 251 teams selected to the playoffs this year 211 of them made the playoffs last season but 40 teams ended playoff droughts.

Last APP	School
2007	Ashley
2012	Dixon
2013	Harnett Central, North Gaston
2014	Trinity
2016	Person, Southeast Raleigh
2017	T.W. Andrews, Orange, Purnell Swett
2018	East Rutherford, Lexington, Sun Valley
2019	Bandys, Lee, Northeast Guilford, West Iredell, Hunter Huss, Gray's Creek
2020	Red Springs, Louisburg, Apex Friendship, Alexander Central
2021	Washington, South Stanly, Bishop McGuinness, Northwood, Southwestern Randolph, West Stanly, North Surry, North Henderson, North Lincoln, Rockingham County, Garner, South View, Middle Creek, Northwest Guilford, Myers Park, Cuthbertson and North Mecklenburg

You Again?

The NCHSAA's all-time playoff win-loss records (pages 6-7) dates back to 1972. Shelby tops the list with the most wins all time with 116. The top 29 teams on the list of most playoff wins all time are back in the field this year. Corcord (52 wins since 1972) is the program with the most playoff wins that missed the playoffs this year after going 5-5 in 2023.

TEAM	APP.	W	L	T	PCT.
Shelby	40	116	27	0	.811
Swain County	42	95	33	0	.742
Reidsville	36	91	27	1	.765
Richmond County	46	89	37	0	.706
Wallace-Rose Hill	40	86	31	0	.735
Tarboro	40	84	30	0	.737
Charlotte Catholic	40	83	29	0	.741
Clinton	44	82	38	0	.683
Thomasville	39	81	31	0	.723
Robbinsville	43	76	30	0	.717

*Records before the 2023 first round games.



2023 North Carolina High School Athletic Association Football Playoff Notes



2023 Regular Season Top Passers (by yardage) from MaxPreps.com

#	NAME	YDS	YDS/G	COMP	ATT	PCT	TD	INT	RTG	GP
1	Cole Weeks - Hobbton	3083	308.3	188	291	0.646	35	10	125	10
2	Blake Peters - Ashe County	3021	302.1	220	323	0.681	32	14	113	10
3	Connor Shea - Lejeune	3000	333.3	197	424	0.465	39	24	77	9
4	Ty Miller - Davie	2894	289.4	210	352	0.597	29	8	104	10
5	Jaylen Hewitt - West Carteret	2893	289.3	199	333	0.598	32	16	100	10
6	Mason Fortune - Millbrook	2817	281.7	190	301	0.631	25	3	117	10
7	Ny'tavious Huskey - Crest	2743	274.3	155	216	0.718	35	7	140	10
8	Grayson Harvey - Mtn. Island	2670	267.0	138	243	0.568	19	7	109	10
9	Braden Atkinson - Rolesville	2603	260.3	172	235	0.732	34	4	142	10
10	Andrew Attmore II - Dudley	2572	257.2	142	195	0.728	33	3	148	10

2023 Regular Season Top Rushers (by yardage) from MaxPreps.com

#	NAME	YDS	YDS/G	Y/C	ATT	LONG	TD	FUM	GP
1	Gabe Bolivar - Pine Lake Prep	2430	243.0	9.28	262	93	27	2	10
2	Jamal Rule- Salisbury	2181	218.1	10.14	215	0	29	1	10
3	Jonathan Paylor - Cummings	2131	213.1	15.22	140	71	26	0	10
4	Zay Jones - Scotland	2064	206.4	8.22	251	73	33	0	10
5	Tyselle Spencer - Northeastern	2004	200.4	15.90	126	93	28	0	10
6	Camán Chaplin - West Forsyth	2003	222.6	9.96	201	0	30	0	9
7	Alex Sanford - Ledford	1901	211.2	9.23	206	0	31	0	9
8	Corbin Kerr - Wallace-Rose Hill	1846	184.6	8.55	216	99	23	0	10
9	Austin Lewallen - Princeton	1831	183.1	7.24	253	0	21	0	10
10	Jason Willis Jr. - Bunker Hill	1821	182.1	9.20	198	96	28	0	10

2023 Regular Season Top Recievers (by yardage) from MaxPreps.com

#	NAME	YDS	YDS/G	Y/C	REC	LONG	TD	GP
1	Ashawd Wynn - Hobbton	1540	154.0	18.33	84	0	15	10
2	Jaedon Alford - Rolesville	1267	126.7	19.80	64	62	15	10
3	Braylon Stewart - Middle Creek	1119	111.9	17.22	65	75	16	10
4	Kamien Little-Burgess- North Pitt	1101	122.3	25.60	43	81	3	9
5	Cash Obregon - Bandys	1098	109.8	21.96	50	63	14	10
6	Justice Washington - Mtn. Island	1083	108.3	22.10	49	0	7	10
7	Sergio Castellon - Panther Creek	1062	106.2	13.97	76	99	10	10
8	Tyshaun Goldston - Randleman	1060	106.0	24.65	43	79	15	10
9	Ian Graybeal - Ashe County	1040	104.0	16.25	64	76	10	10
10	Hampton Roderick - Laney	1008	100.8	16.52	61	85	8	10



2023 North Carolina High School Athletic Association Football Playoff Notes

VIDEO STREAMING & TELEVISION BROADCASTS

The media rights to all NCHSAA post-season events, including playoffs and State Championships, are held by the NCHSAA. Sinclair Broadcasting Group has purchased the exclusive rights to produce and distribute the Football and Basketball State Championships. They also have the right of first refusal on any playoff contest in those two sports for their contract with the NCHSAA.

The NCHSAA also has an agreement with the NFHS Network that cedes the remaining portion of NCHSAA post-season events media rights to the NFHS Network. Per our agreement with them, they would have the following choice of games during the football and basketball playoffs after Sinclair. They have first right of refusal on all other sports during the playoffs.

Many of the 2023 NCHSAA Football Playoff Contests will be broadcast live by the NFHS Network. Network subscribers can watch NCHSAA games live and on-demand as well as playoff and championship action from other state associations across the country. Subscriptions are just \$11.99/ a month. Media outlets seeking to broadcast an NCHSAA Playoff game live must submit the online Broadcast Request Form by visiting the Media section of the NCHSAA's website. All forms must be completed at least 24-hours prior to the start of the contest.

Below is a list of all the Second Round Games available on the NFHS Network

Date	Coverage	Away School	Home School
11/10/23	NFHS - Pixellot	Kings Mountain High School	AC Reynolds High School
11/10/23	NFHS - Pixellot	Thomasville High School	Albemarle High School
11/10/23	NFHS - Pixellot	E.A. Laney High School	Apex Friendship High School
11/10/23	NFHS - Pixellot	Rosewood High School	Bear Grass High School
11/10/23	NFHS - Pixellot	Murphy High School	Bishop McGuinness High School
11/10/23	NFHS - Pixellot	West Forsyth High School	Butler High School
11/10/23	NFHS - Pixellot	Millbrook High School	Cardinal Gibbons High School
11/10/23	NFHS - Pixellot	Leesville Road High School	Cleveland High School
11/10/23	NFHS - Pixellot	Beddingfield High School	Clinton High School
11/10/23	NFHS - Pixellot	East Surry High School	Community School of Davidson
11/10/23	NFHS - Pixellot	Central Davidson High School	Dudley High School
11/10/23	NFHS - Pixellot	Independence High School	East Forsyth High School
11/10/23	NFHS - Pixellot	Hayesville High School	Eastern Randolph High School
11/10/23	NFHS - Pixellot	Sun Valley High School	Grimsley High School
11/10/23	NFHS - Pixellot	Cape Fear High School	Havelock High School
11/10/23	NFHS - Pixellot	North Lincoln High School	Hickory High School
11/10/23	Affiliate	Northwest Cabarrus High School	Jay M. Robinson High School
11/10/23	NFHS - Pixellot	Perquimans High School	Lakewood High School
11/10/23	NFHS - Pixellot	West Lincoln High School	Monroe High School
11/10/23	NFHS - Pixellot	Mount Tabor High School	Mooresville High School
11/10/23	NFHS - Pixellot	Mitchell High School	Mount Airy High School
11/10/23	NFHS - Pixellot	Starmount High School	Mountain Heritage High School
11/10/23	NFHS - Pixellot	West Craven High School	Nash Central High School
11/10/23	NFHS - Pixellot	New Hanover High School	New Bern High School
11/10/23	NFHS - Pixellot	Southeast Halifax High School	North Duplin High School
11/10/23	NFHS - Pixellot	Southern Nash High School	Northern Nash High School
11/10/23	NFHS - Pixellot	Pisgah High School	Oak Grove High School
11/10/23	NFHS - Pixellot	Clayton High School	Pinecrest High School
11/10/23	NFHS - Pixellot	Louisburg High School	Princeton High School
11/10/23	NFHS - Pixellot	Forest Hills High School	Randleman High School
11/10/23	NFHS - Pixellot	West Stokes High School	Reidsville Senior High School



2023 North Carolina High School Athletic Association Football Playoff Notes


11/10/23	NFHS - Pixellot	Wake Forest High School	Rolesville High School
11/10/23	NFHS - Production Crew	Maiden High School	Salisbury High School
11/10/23	NFHS - Pixellot	Southern Durham	Scotland High School
11/10/23	NFHS - Pixellot	Walter M Williams High School	Seventy- First High School
11/10/23	NFHS - Pixellot	Jacksonville High School	Southern Alamance High School
11/10/23	NFHS - Pixellot	Farmville Central High School	SouthWest Edgecombe High School
11/10/23	NFHS - Pixellot	Charlotte Catholic	T.C. Roberson High School
11/10/23	NFHS - Pixellot	Northampton County High School	Tarboro High School
11/10/23	NFHS - Pixellot	Harnett Central High School	Terry Sanford High School
11/10/23	NFHS - Pixellot	Hertford County High School	Wallace- Rose Hill High School
11/10/23	NFHS - Pixellot	Mallard Creek High School	Watauga High School
11/10/23	NFHS - Pixellot	Julius Chambers High School	Weddington High School
11/10/23	NFHS - Pixellot	Hibriten High School	West Charlotte High School
11/10/23	NFHS - Pixellot	East Lincoln High School	West Henderson High School
11/10/23	NFHS - Pixellot	Porter Ridge High School	William Amos Hough High School
11/10/23	NFHS - Pixellot	Weldon High School	Wilson Preparatory Academy



NETWORK


2023 NCHSAA Football Championships - 1A

Location Various Cities, NC




2023 NCHSAA Football Championships - 2A

Location Various Cities, NC




2023 NCHSAA Football Championships - 3A

Location Various Cities, NC



2023 NCHSAA Football Championships - 4A

Location Various Cities, NC





FOOTBALL STATE CHAMPIONSHIP LIST



OPEN

1913	Raleigh
1914	Raleigh
1915	Raleigh
1916	Charlotte
1917	Charlotte
1918	-----
1919	Chapel Hill
1920	Chapel Hill
1921	Fayetteville
1922	Asheville
1923	Charlotte
1924	Rockingham
1925	Gastonia
1926	Sanford
1927	Wilmington New Hanover
1928	Wilmington New Hanover

PLAY WENT TO CLASS A AND B IN 1929

	CLASS A	CLASS B	SIX-MAN
1929	Charlotte	Concord	
1930	Charlotte	Reidsville	
1931	Durham	Reidsville	
1932	Charlotte	Reidsville	
1933	Durham	Elizabeth City	
1934	Durham, Greensboro*	Edenton	
1935	Raleigh	Mount Airy	
1936	Charlotte	Mills Home	
1937	Charlotte	Reidsville	
1938	Durham, Greensboro*	Mount Airy	
1939	Durham	Reidsville	
1940	Greensboro	Reidsville	Selma

PLAY WENT TO CLASS AA, A AND B IN 1941

	CLASS AA	CLASS A	CLASS B	SIX-MAN
1941	Raleigh, High Point*	Laurinburg		Bessemer
1942	Greensboro	Mount Airy		
1943	Charlotte	Reidsville, Laurinburg*		Curry
1944	Wilson	Laurinburg		
1945	Raleigh	Reidsville		Junior Home, Lexington
1946	Wilson	Mount Airy		
1947	Fayetteville	Henderson		Junior Home, Lexington
1948	Fayetteville	Mount Airy		Clemmons
1949	Durham	Henderson	Fairmont	Southern Pines

CLASSIFICATIONS WERE CHANGED TO CLASS AAA, AA, AND A IN 1950

	CLASS AAA	CLASS AA	CLASS A	SIX-MAN
1950	Durham	Reidsville	Williamston	Drexel
1951	Wilmington	Lumberton	Ahoskie	Candor
1952	R.J. Reynolds	Harding	Ahoskie	Clayton
1953	Durham, R.J. Reynolds*	Harding	Massey Hill	Old Town
1954	Greensboro	Reidsville	Edenton	Southern Pines
1955	Salisbury	Kinston	Cary	Southern Pines

CLASS AA-C WAS ADDED IN 1956

	CLASS AAA	CLASS AA	CLASS A	SIX-MAN	AA-C
1956	Fayetteville, Greensboro*	Canton	Edenton	Aberdeen	Granite Falls
1957	Salisbury	Elizabeth City	Edenton	Clarkton	Morehead City
1958	R.J.Reynolds, Wilson*	Morehead	Andrews	Bath	Williamston

* tie, co-champions



FOOTBALL STATE CHAMPIONSHIP LIST



	CLASS AAAA	CLASS AAA	CLASS AA	CLASS A	8-MAN
1959	Garinger	Rockingham	Smithfield	Beaufort	Bath
1960	Greensboro	Brevard	Edenton	James Kenan	Bath
1961	Raleigh	Greenville (1) Canton (2)	Ahoskie (1) Hanes (2) Appalachian (3) Glen Alpine (4)	Windsor (1) Rohanen (2) Allen Jay (3)	Clarkton
1962	Rocky Mount	Rockingham (1) Brevard (2)	Elizabethtown (1) Jamestown (2) Appalachian (3)	Windsor (1) James Kenan (2) Sumner,East Surry* Glen Alpine (4)	Southport
1963	Rocky Mount	Rockingham (1) Reidsville,Brevard *	Hertford (1) Elizabethtown(2) Mount Holly (3) Sylva-Webster (4)	Murfreesboro (1) Weldon (2) East Surry (3) Andrews (4)	Southport
1964	R.J. Reynolds	Rockingham(1) Waynesville(2)	Edenton (1) Elizabethtown(2) Mt.Pleasant (3) Appalachian(4)	Farmville(1) Aberdeen (2) Glen Alpine (3) Andrews(4)	Southport
1965	Durham (1) Myers Park (2)	Tarboro (1) Graham (2)	Edenton (1) Whiteville(2) Siler City,J-Matthews(3) Surry Central(4) Sylva-Webster(5)	Ayden (1) Littlefield(2) Glen Alpine(3) Robbinsville (4)	
1966	Broughton(1) S.Mecklenburg (2)	Sanford (1) Pisgah (2)	Ahoskie (1) Stedman (2) North Davidson (3) Sylva-Webster(4)	Ayden (1) Liberty (2) Andrews (3)	
1967	Fike	Sanford (East) Elkin(West)	Edenton,S.Wayne* Mt.Holly (West)	Ayden (East) Andrews (West)	
1968	Fike	Sanford (East) Mt.Airy (West)	Rohanen (East) Hendersonville(West)	Ayden	
1969	Fike	Northeastern (East) Reidsville (West)	Edenton (East) Hendersonville(West)	Robbinsville	
1970	Broughton	71st(East) Reidsville (West)	Ahoskie (East) Murphy (West)	Robbinsville	
1971	North Forsyth	Havelock (East) Pisgah (West)	Gates County (East) Maiden (West)	Robersonville	

From 1961 through 1971, play did not culminate in a state champion in all classifications. Regional champions are indicated by the number of their respective regions in parentheses, or by Eastern and Western champions when that was as far as a team could advance. *indicates co-champions.



FOOTBALL STATE CHAMPIONSHIP LIST



	CLASS AAAA	CLASS AAA	CLASS AA	CLASS A
1972	T.Wingate Andrews	Sanford,Tuscola*	Sylva-Webster	North Duplin
1973	Sanford Central	Ragsdale, E.Bladen*	Sylva-Webster	Robbinsville
1974	Gastonia Ashbrook	Ragsdale	Murphy	Robbinsville
1975	Rose	Pisgah	Roanoke	Maxton
1976	T.Wingate Andrews	Pisgah	Franklin	Robbinsville
1977	East Mecklenburg	Western Guilford	Charlotte Catholic	Robbinsville
1978	Richmond County	Watauga	Maiden	Midway
1979	High Point Central	South Point	Swain County	Robbinsville
1980	Greensboro Page	Walter Williams	Sylva-Webster	Robbinsville
1981	South Mecklenburg	Walter Williams	Randleman	Robbinsville
1982	Jacksonville	Brevard	Randleman	Robbinsville
1983	Greensboro Page	Eastern Randolph	Randleman	Robbinsville
1984	Page, 71st*	Tarboro	Forest Hills	Jamesville
1985	Greensboro Page	Walter Williams	Lexington	Swain County
1986	Seventy-First	Shelby	Lexington	Murphy
1987	Garner	Shelby	Whiteville	Murphy
1988	Richmond Senior	Hugh M. Cummings	Thomasville	Swain County
1989	Richmond Senior	A.L. Brown	Clayton	Swain County
1990	Richmond Senior	Hugh M. Cummings	Clinton	Swain County
1991	South View	T.Wingate Andrews	Thomasville	Murphy
1992	East Forsyth	Hugh M. Cummings	West Brunswick	Robbinsville
1993	Northern Durham	West Brunswick	Lincolnton	Hobbtton
1994	Crest	Burns	Wallace-Rose Hill	North Edgecombe
1995	West Charlotte	Bertie	Thomasville	Williamston
1996	Crest	Hickory	Clinton	Murphy
1997	Richmond Senior	A.L.Brown	Clinton	North Edgecombe
1998	Richmond Senior	Carver	Shelby	Starmount
1999	A.C.Reynolds	Walter Williams	High Point Central	Williamston
2000	Independence	Bertie	Southwest Onslow	Graham
2001	Independence	Parkland	Clinton	1-A: Swain Co 1-AA: Albemarle
2002	4-A: A.C. Reynolds 4-AA:Independence	3-A: Carver 3-AA: Ashbrook	2-A: Cummings 2-AA: Reidsville	1-A: Elkin 1-AA: Albemarle
2003	4-A: Rose 4-AA:Independence	3-A: South Point 3-AA: Crest	2-A: Southwest Onslow 2-AA: Reidsville	1-A: Elkin 1-AA: Albemarle
2004	4-A: Rose 4-AA: Independence	3-A: Concord 3-AA: Crest	2-A: Southwest Onslow 2-AA: Charlotte Catholic	1-A: Swain 1-AA: Thomasville
2005	4-A: Rose 4-AA: Independence	3-A: Asheville 3-AA: Charlotte Catholic	2-A: Clinton 2-AA: Shelby	1-A: Elkin 1-AA: Thomasville
2006	4-A: Rose 4-AA: Independence	3-A: Concord 3-AA: Eastern Randolph	2-A: Cummings 2-AA: Shelby	1-A: Elkin 1-AA: Thomasville
2007	4-A: Hoggard 4-AA: New Bern	3-A: West Rowan 3-AA: Dudley	2-A: Lincolnton 2-AA: Reidsville	1-A: Plymouth 1-AA: James Kenan
2008	4-A: Seventy-First 4-AA: Richmond	3-A: West Rowan 3-AA: Dudley	2-A: Newton-Conover 2-AA: Reidsville	1-A: Mount Airy 1-AA: Thomasville
2009:	4-A: A.C. Reynolds 4-AA: David Butler	3-A: West Rowan 3-AA: South Point	2-A: Tarboro 2-AA: Reidsville	1-A: Wallace-Rose Hill 1-AA: Albemarle
2010:	4-A: Hillside 4-AA: David Butler	3-A: West Rowan 3-AA: Northern Guilford	2-A: Tarboro 2-AA: Salisbury	1-A: Wallace-Rose Hill 1-AA: Albemarle
2011:	4-A: Scotland 4-AA: Page	3-A: Havelock 3-AA: Northern Guilford	2-A: Tarboro 2-AA: West Stokes	1-A: Murphy 1-AA: Swain County
2012:	4-A: New Bern 4-AA: David Butler	3-A: Havelock 3-AA: Northern Guilford	2-A: East Lincoln 2-AA: South Iredell	1-A: Plymouth 1-AA: Southwest Onslow
2013:	4-A: Dudley 4-AA: Mallard Creek	3-A: Havelock 3-AA: Southern Durham	2-A: T.W. Andrews 2-AA: Shelby	1-A: Murphy 1-AA: James Kenan
2014:	4-A: New Bern 4-AA: Mallard Creek	3-A: Crest 3-AA: Northern Guilford	2-A: Shelby 2-AA: East Lincoln	1-A: Robbinsville 1-AA: Wallace-Rose Hill
2015:	4-A: Charlotte Catholic 4-AA: Mallard Creek	3-A: Rocky Mount 3-AA: Crest	2-A: Shelby 2-AA: Monroe	1-A: Plymouth 1-AA: Wallace-Rose Hill
2016;	4-A: Greensboro Dudley 4-AA: Wake Forest	3-A: South Point 3-AA: Weddington	2-A: Reidsville 2-AA: Shelby	1-A: Murphy 1-AA: Wallace-Rose Hill
2017:	4-A: Harding University 4-AA: Wake Forest	3-A: Charlotte Catholic 3-AA: New Hanover	2-A: Wallace-Rose Hill 2-AA: Hibriten	1-A: Cherokee 1-AA: Tarboro
2018:	4-A: East Forsyth 4-AA: Wake Forest	3-A: Charlotte Catholic 3-AA: Weddington	2-A: Reidsville 2-AA: Shelby	1-A: Murphy 1-AA: Tarboro
2019:	4-A: East Forsyth 4-AA: Zebulon B. Vance (Charlotte)	3-A: Charlotte Catholic 3-AA: Weddington	2-A: Reidsville 2-AA: Shelby	1-A: Robbinsville 1-AA: East Surry
2020-21:	4-A: Grimsley 4-AA: Zebulon B. Vance (Charlotte)	3-A : Charlotte Catholic 3-AA: Mount Tabor	2-A: Reidsville 2-AA: Salisbury	1-A: Murphy 1-AA: Tarboro
2021:	Cardinal Gibbons	Dudley	Shelby	Tarboro
2022:	(Vacated)	East Lincoln	East Duplin	Mount Airy



FOOTBALL STATE CHAMPIONSHIP RESULTS



OPEN

1913	Raleigh 29	Washington 0
1914	Raleigh 117	Asheville 0
1915	Raleigh 6	Charlotte 0
1916	Charlotte 36	Chapel Hill 0
1917	Charlotte 41	Chapel Hill 0
1918	<i>no championship—flu epidemic</i>	
1919	Chapel Hill 78	Greensboro 0
1920	Chapel Hill 14	Monroe 0
1921	Fayetteville 7	Winston-Salem 0
1922	Asheville 12	New Bern 6 (teams agreed to play OT)
1923	Charlotte 20	Sanford 7
1924	Rockingham 7	Shelby 0
1925	Gastonia 8	Sanford 0
1926	Sanford 13	Charlotte 0
1927	Wilmington New Hanover 7	Greensboro 6
1928	Wilmington New Hanover 14	Statesville 9

PLAY WENT TO CLASS A AND B IN 1929

CLASS A

CLASS B

1929	Charlotte Central 27	Goldsboro 0	1929	Concord 13	Oxford 7 (<i>Kenan Stadium</i>)
1930	Charlotte 14	Raleigh 6	1930	Reidsville 20	Apex 7
1931	Durham 13	Charlotte 6	1931	Reidsville 6	Apex 0
1932	Charlotte 13	Durham 0	1932	Reidsville 32	Elizabeth City 12
1933	Durham 7	Charlotte 0	1933	Elizabeth City 19	Burlington 0
1934	Durham 12	Greensboro 12 (TIE)	1934	Edenton 6	Reidsville 0
1935	Raleigh 31	Winston-Salem 6	1935	Mount Airy 7	Edenton 0
1936	Charlotte 12	Raleigh 7	1936	Thomasville Mills Home 13	Roanoke Rapids 0
1937	Charlotte 20	Rocky Mount 7	1937	Reidsville 19	Hamlet 6
1938	Durham 6	Greensboro 6 (TIE)	1938	Mount Airy 26	Whiteville 18
1939	Durham 6	Greensboro 0	1939	Reidsville 18	Hamlet 0
1940	Greensboro 7	Rocky Mount 0	1940	Reidsville 14	Elizabeth City 12

PLAY CHANGED TO CLASS AA, A AND B IN 1941

CLASS AA

CLASS A

CLASS B

1941	Raleigh 0, High Point 0 (TIE)	1941	Laurinburg 20, Mount Airy 6		
1942	Greensboro 12, Gastonia 6	1942	Mount Airy 41, Scotland Neck 0		
1943	Charlotte 7, Raleigh 0	1943	Reidsville 6, Laurinburg 6 (TIE)		
1944	Wilson 26, Greensboro 0	1944	Laurinburg 8, Reidsville 7		
1945	Raleigh 28, High Point 6	1945	Reidsville 27, Laurinburg 0		
1946	Wilson def. Greensboro, forfeit	1946	Mount Airy 38, Wadesboro 0	1946	Boonville 27, Raeford 7
1947	Fayetteville 39, Charlotte 0	1947	Henderson 25, Mount Airy 14	1947	Fairmont (by forfeit)
1948	Fayetteville 14, Burlington 13	1948	Mount Airy 26, Laurinburg 0		
1949	Durham 21, Burlington 13	1949	Henderson 20, Reidsville 14		

CLASSIFICATION NAMES CHANGED TO CLASS 3A, 2A AND 1A IN 1950

3A

2A

1A

1950	Durham 12, W.-S. R.J. Reynolds 7	1950	Reidsville 26, Henderson 0	1950	Williamston 19, Bessemer City 13
1951	Wilmington 14, High Point 13	1951	Lumberton 18, Reidsville 13	1951	Ahoskie 52, Walnut Cove 0
1952	W.-S. R.J. Reynolds 13, Durham 6	1952	Charlotte Harding 32, Henderson 13	1952	Ahoskie 48, Bessemer City 6
1953	Durham 14, W.-S. R.J. Reynolds 14 (TIE)	1953	Charlotte Harding 20, Hamlet 0	1953	Massey Hill 20, Greensboro Bessemer 0
1954	Greensboro 20, Durham 13	1954	Reidsville 20, Graham 6	1954	Edenton 41, Greensboro Bessemer 20
1955	Salisbury 13, Durham 6	1955	Kinston 12, Hendersonville 7	1955	Cary 21, Spruce Pine 0
1956	Fayetteville 6, Greensboro 6 (TIE)	1956	Canton 33, Washington 6	1956	Edenton 45, Mebane 6
1957	Salisbury 21, Fayetteville 0	1957	Elizabeth City 18, Myers Park 15	1957	Edenton 14, Mebane 7
1958	Wilson 6, W-S R.J. Reynolds 6 (TIE)	1958	Eden Morehead 12, Rockingham 0	1958	Andrews 33, Southern Pines 9



4A FOOTBALL STATE CHAMPIONSHIP RESULTS



1959 Charlotte Garinger 20
 1960 Greensboro 19
 1961 Raleigh 19
 1962 Rocky Mount 20
 1963 Rocky Mount 14
 1964 Winston-Salem R.J. Reynolds 14

Greensboro 6
 Winston-Salem R.J. Reynolds 7
 Charlotte Garinger 0
 Winston-Salem R.J. Reynolds 6
 Winston-Salem R.J. Reynolds 13
 Durham 6

REGION 1

REGION 2

1965 Durham 19
 1966 Broughton 21

Fayetteville 14
 Durham 0

1965 Myers Park 27
 1966 South Mecklenburg 20

Garinger 6
 Garinger 19

1967 Wilson Fike 28
 1968 Wilson Fike 21
 1969 Wilson Fike 17
 1970 Raleigh Broughton 14
 1971 North Forsyth 10
 1972 High Point Andrews 24
 1973 Sanford Central 14
 1974 Gastonia Ashbrook 13
 1975 Greenville Rose 14
 1976 High Point Andrews 6
 1977 East Mecklenburg 28
 1978 Richmond Senior 14
 1979 High Point Central 21
 1980 Greensboro Page 36
 1981 South Mecklenburg 27
 1982 Jacksonville 15
 1983 Greensboro Page 21
 1984 Greensboro Page 14
 1985 Greensboro Page 26
 1986 Fayetteville 71st 3
 1987 Garner 40
 1988 Richmond Senior 17
 1989 Richmond Senior 39
 1990 Richmond Senior 9
 1991 South View 10
 1992 East Forsyth 28
 1993 Northern Durham 39
 1994 Crest 28
 1995 West Charlotte 20
 1996 Crest 20
 1997 Richmond Senior 27
 1998 Richmond Senior 36
 1999 Asheville A.C. Reynolds 7
 2000 Charlotte Independence 24
 2001 Charlotte Independence 49

South Mecklenburg 14
 Gastonia Ashley 7
 Winston-Salem Atkins 10
 Charlotte Olympic 0
 High Point Central 7
 Fayetteville Reid Ross 17
 Greensboro Ben Smith 6
 Sanford Central 12
 East Mecklenburg 13
 Richmond Senior 0
 Rocky Mount 9
 West Charlotte 0
 Greenville Rose 9
 Jacksonville 14
 Fayetteville Terry Sanford 14
 Greensboro Page 6
 Fayetteville Douglas Byrd 14
 Fayetteville 71st 14 **(TIE)**
 Fayetteville Terry Sanford 20
 West Charlotte 0
 Charlotte Harding 21
 West Charlotte 0
 Asheville A.C. Reynolds 13
 West Forsyth 7
 West Charlotte 7
 Northern Durham 21
 West Charlotte 6
 Jacksonville 7
 Fayetteville Douglas Byrd 13
 Fayetteville Douglas Byrd 7
 Fayetteville Douglas Byrd 7
 Garner 6
 Fayetteville Douglas Byrd 0
 Hope Mills South View 19
 Wilmington Laney 25

CLASSES SUBDIVIDED IN 2002

4A

4AA

2002 Asheville A.C. Reynolds 14 Northern Nash 7
 2003 Greenville J.H. Rose 51 W-S Mount Tabor 7
 2004 Greenville J.H. Rose 19 Fayetteville Jack Britt 17
 2005 Greenville J.H. Rose 21 Greensboro Grimsley 0
 2006 Greenville J.H. Rose 26 West Charlotte 12
 2007 Wilmington Hoggard 28 W-S Mount Tabor 0
 2008 Fayetteville Seventy-First 28 Fayetteville Douglas Byrd 7
 2009 Asheville A.C. Reynolds 14 Harnett Central 13
 2010 Durham Hillside 40 Davie County 0
 2011 Scotland 42 Porter Ridge 16
 2012 New Bern 39 Porter Ridge 38
 2013 Greensboro Dudley 24 Scotland 7
 2014 New Bern 23 Charlotte Catholic 15
 2015 Charlotte Catholic 27 Greenville J.H. Rose 20
 2016 Greensboro Dudley 54 Cape Fear 0
 2017 Harding University 30 Scotland County 22
 2018 East Forsyth 35 Scotland 28
 2019 East Forsyth 24 Cardinal Gibbons 21
 20-21 Grimsley 28 Cardinal Gibbons 8

2002 Charlotte Independence 41 New Bern 20
 2003 Charlotte Independence 54 New Bern 7
 2004 Charlotte Independence 41 South View 7
 2005 Charlotte Independence 38 New Bern 19
 2006 Charlotte Independence 49 Durham Riverside 19
 2007 New Bern 28 Charlotte Independence 17
 2008 Richmond 38 Fayetteville Jack Britt 35
 2009 Butler 48 Fayetteville Jack Britt 17
 2010 Butler 44 Wake Forest-Rolesville 0
 2011 Greensboro Page 35 Garner 21
 2012 Butler 56 Fayetteville Jack Britt 28
 2013 Mallard Creek 59 Wake Forest 21
 2014 Mallard Creek 25 Wake Forest 14
 2015 Mallard Creek 49 Greensboro Page 6
 2016 Wake Forest 29 Greensboro Page 0
 2017 Wake Forest 21 Mallard Creek 0
 2018 Wake Forest 9 Charlotte Z.B. Vance 7
 2019 Charlotte Z.B. Vance 24 Leesville Road 3
 20-21 Charlotte Z.B. Vance 35 Rolesville 14

END OF SUBDIVISION ERA

2021 Cardinal Gibbons 14
 2022 (Vacated)

Julius Chambers 2



3A FOOTBALL STATE CHAMPIONSHIP RESULTS



1959 Rockingham 20
 1960 Brevard 26

Morehead 6
 Rockingham 0

REGION 1

1961 Greenville 15 Sanford 13
 1962 Rockingham 13 Lumberton 6
 1963 Rockingham 13 Hamlet 0
 1964 Rockingham 19 Elizabeth City 0
 1965 Tarboro 13 Greenville 7
 1966 Sanford 27 Roxboro 10

EAST

1967 Sanford 21 Northern Durham 9
 1968 Sanford 33 Roxboro 0
 1969 Eliz. City Northeastern 21 Lumberton 0
 1970 Fayetteville Seventy-First 14 Northern Durham 12
 1971 Havelock 20 Eliz. City Northeastern 6
 1972 Sanford 14
 1973 Jamestown Ragsdale 16
 1974 Jamestown Ragsdale 24
 1975 Canton Pisgah 35
 1976 Canton Pisgah 28
 1977 Western Guilford 26
 1978 Watauga 33
 1979 Belmont South Point 34
 1980 Burlington Williams 29
 1981 Burlington Williams 32
 1982 Brevard 15
 1983 Eastern Randolph 21
 1984 Tarboro 20
 1985 Burlington Williams 7
 1986 Shelby 9
 1987 Shelby 19
 1988 Burlington Cummings 41
 1989 Kannapolis A.L. Brown 24
 1990 Burlington Cummings 32
 1991 High Point Andrews 24
 1992 Burlington Cummings 25
 1993 West Brunswick 19
 1994 Burns 21
 1995 Bertie 38
 1996 Hickory 42
 1997 Kannapolis A.L. Brown 34
 1998 Winston-Salem Carver 33
 1999 Burlington Williams 20
 2000 Bertie 32
 2001 Winston-Salem Parkland 27

REGION 2

1961 Canton 20 Brevard 0
 1962 Brevard 19 Greensboro Bessemer 13
 1963 Reidsville 0 Brevard 0 (TIE)
 1964 Waynesville 20 Chapel Hill 13
 1965 Graham 27 Western Alamance 12
 1966 Canton Pisgah 16 Graham 0

WEST

1967 Elkin 21 North Surry 0
 1968 Mount Airy 19 Mount Tabor 0
 1969 Reidsville 35 Mount Airy 12
 1970 Reidsville 10 Canton Pisgah 7
 1971 Canton Pisgah 48 Eastern Alamance 0
 Waynesville Tuscola 14 (TIE)
 East Bladen 16 (TIE)
 Ahoskie 0
 Havelock 24
 Clinton 12
 South Caldwell 20
 Burlington Williams 28
 Ahoskie 13
 Lexington 14
 Asheville Erwin 15
 Bertie 7
 Thomasville 6
 Kannapolis A.L. Brown 0
 Forest Hills 3
 Havelock 6
 Burlington Williams 0
 Shelby 14
 Burlington Cummings 0
 Statesville 26
 Kannapolis A.L. Brown 14
 North Rowan 14
 High Point Andrews 14
 Eastern Randolph 14
 High Point Central 34
 Jamestown Ragsdale 0
 Northeast Guilford 12
 Kings Mountain 28
 Asheville 7
 Jamestown Ragsdale 15
 Crest 21

CLASSES SUBDIVIDED IN 2002

3A

2002 Winston-Salem Carver 34 Wilson Fike 0
 2003 Belmont South Point 27 Northeast Guilford 10
 2004 Concord 27 Wilson Hunt 0
 2005 Asheville 13 Western Alamance 10
 2006 Concord 35 Western Alamance 28 (OT)
 2007 Western Alamance 62 North Gaston 36
 2008 West Rowan 35 West Craven 7
 2009 West Rowan 28 Eastern Alamance 21
 2010 West Rowan 34 Eastern Alamance 7
 2011 Havelock 38 West Rowan 6
 2012 Havelock 55 Concord 21
 2013 Havelock 21 Concord 13
 2014 Crest 24 Havelock 3
 2015 Rocky Mount 24 South Point 21 (OT)
 2016 South Point 16 Rocky Mount 7
 2017 Charlotte Catholic 28 Havelock 14
 2018 Charlotte Catholic 17 Jacksonville 14
 2019 Charlotte Catholic 23 Southern Nash 7
 20-21 Charlotte Catholic 14 Havelock 7

3AA

2002 Gastonia Ashbrook 19 Greensboro Dudley 18
 2003 Crest 40 Eastern Randolph 0
 2004 Crest 26 Greensboro Dudley 14
 2005 Charlotte Catholic 21 Burlington Williams 13
 2006 Eastern Randolph 15 Charlotte Catholic 7
 2007 Greensboro Dudley 28 Charlotte Catholic 20
 2008 Greensboro Dudley 34 Kannapolis A.L. Brown 18
 2009 Belmont South Point 42 South Johnston 28
 2010 Northern Guilford 21 Crest 20
 2011 Northern Guilford 31 Crest 7
 2012 Northern Guilford 64 Charlotte Catholic 26
 2013 Southern Durham 38 Crest 31
 2014 Northern Guilford 14 Weddington 7
 2015 Crest 55 Southern Durham 21
 2016 Weddington 33 Eastern Guilford 20
 2017 New Hanover 27 A.C. Reynolds 17
 2018 Weddington 27 Southeast Guilford 14
 2019 Weddington 34 Lee County 14
 20-21 Mount Tabor 24 Cleveland 16

END OF SUBDIVISION ERA

2021 Dudley 69
 2022 East Lincoln 30

J.H. Rose 40
 Northern Nash 15



2A FOOTBALL STATE CHAMPIONSHIP RESULTS



1959 1960	Smithfield 20 Edenton 19	Appalachian 0 Hanes 7	
REGION 1	REGION 2	REGION 3	REGION 4
1961 Ahoskie 33, Morehead City 7	Hanes 25, Sumner 13	Appalachian 20, Murphy 13	
1962 Elizabethtown 19, Cary 7	Jamestown 10, Erwin 6	Appalachian 39, Murphy 7	
1963 Mount Holly 14, N. Davidson 7	Elizabethtown 16, Siler City 13	Mount Holly 14, N. Davidson 7	Sylva-Webster 7, Appalachian 0
1964 Edenton 19, Cary 0	Elizabethtown 20, Massey 6	Mt. Pleasant 13, N. Davidson 7	Appalachian 25, Swain Co. 12
1965 Edenton 20, Ahoskie 6	Whiteville 19, Burgaw 13	Siler City 23, South Stanly 6	Surry Central 13, N. Davidson 9
1966 Ahoskie 55, Clayton 7	Stedman 21, Southern Wayne 20	N. Davidson 21, East Surry 7	Sylva-Webster 48, Elkin 27

1967 Edenton 26	EAST	Southern Wayne 26 (TIE)	1967 Mount Holly 26	WEST	Glen Alpine 20
1968 Rohanen 21		Farmville 20	1968 Hendersonville 21		Beaver Creek 14
1969 Edenton 48		South Stanly 26	1969 Hendersonville 30		Holbrook 13
1970 Ahoskie 28		Greensboro Allen Jay 12	1970 Murphy 20		Catawba Bandys 8
1971 Gates County 34		Southern Guilford 8	1971 Maiden 6		Mount Pleasant 2
1972		Sylva-Webster 41			Williamston 21
1973		Sylva-Webster 43			Tabor City 18
1974		Murphy 32			Robersonville 22
1975		Roanoke 12			West Montgomery 9
1976		Franklin 35			Erwin 28
1977		Charlotte Catholic 42			Clayton 20
1978		Maiden 36			Tabor City 14
1979		Swain County 28			Clayton 21
1980		Sylva-Webster 49			Currituck 7
1981		Randleman 44			Whiteville 30
1982		Randleman 23			Whiteville 6
1983		Randleman 35			East Carteret 0
1984		Forest Hills 14			Whiteville 6
1985		Lexington 42			Fuquay-Varina 12
1986		Lexington 35			Ahoskie 7
1987		Whiteville 14			Thomasville 12
1988		Thomasville 13			Hertford County 10
1989		Clayton 16			Monroe 0
1990		Clinton 14			Thomasville 6
1991		Thomasville 21			West Brunswick 6
1992		West Brunswick 14			Maiden 6
1993		Lincolnton 41			Burlington Cummings 20
1994		Wallace-Rose Hill 35			Lincolnton 24
1995		Thomasville 16			Clinton 0
1996		Clinton 26			Bandys 14
1997		Clinton 30			Shelby 14
1998		Shelby 34			Tarboro 14
1999		High Point Central 30			Southwest Onslow 7
2000		Southwest Onslow 14			Newton-Conover 13
2001		Clinton 34			Burlington Cummings 22

CLASSES SUBDIVIDED IN 2002

	2A			2AA	
2002	Burlington Cummings 24	Clinton 21	2002	Reidsville 34	Bandys 14
2003	Southwest Onslow 20	Burlington Cummings 14	2003	Reidsville 68	Bandys 12
2004	Southwest Onslow 49	Shelby 21	2004	Charlotte Catholic 14	Western Alamance 7
2005	Clinton 13	Lincolnton 6	2005	Shelby 26	Reidsville 18
2006	Burlington Cummings 49	Clinton 20	2006	Shelby 27	Southern Vance 24
2007	Lincolnton 28	South Columbus 14	2007	Reidsville 28	Shelby 20
2008	Newton-Conover 51	Tarboro 28	2008	Reidsville 24	East Lincoln 7
2009	Tarboro 28	Mountain Heritage 3	2009	Reidsville 28	Newton-Conover 6
2010	Tarboro 21	Winston-Salem Carver 13	2010	Salisbury 30	Elizabeth City Northeastern 0
2011	Tarboro 39	Lincolnton 36	2011	West Stokes 21	Kinston 14
2012	East Lincoln 24	Tarboro 20	2012	South Iredell 30	Carrboro 27
2013	Shelby 29	Southwest Onslow 7	2013	T.W. Andrews 18	Monroe 14
2014	Shelby 31	Clinton 7	2014	East Lincoln 14	Washington 13
2015	Shelby 57	Kinston 21	2015	Monroe 38	Bunn 19
2016	Reidsville 58	Edenton Holmes 12	2016	Shelby 28	Northside-Jacksonville 6
2017	Wallace-Rose Hill 35	Reidsville 28 (OT)	2017	Hibriten 16	East Duplin 14
2018	Reidsville 31	Northeastern 28	2018	Shelby 42	North Davidson 21
2019	Reidsville 14	Northeastern 0	2019	Shelby 34	Salisbury 0
20-21	Reidsville 35	Mountain Heritage 6	20-21	Salisbury 42	St. Pauls 14

END OF SUBDIVISION ERA

2021	Shelby 55	Wallace-Rose Hill 34
2022	East Duplin 24	Reidsville 21



1A FOOTBALL STATE CHAMPIONSHIP RESULTS



1959
1960
REGION 1
1961 Windsor 15, Warrenton 14
1962 Windsor 28, Ayden 27
1963 Murfreesboro 20, Farmville 7
1964 Farmville 26, Weldon 0
1965 Ayden 40, Weldon 21
1966 Ayden 20, Weldon 0

Beaufort 20
Warsaw James Kenan 13
REGION 2
Rohanen 7, Ayden 0
James Kenan 38, Warrenton 13
Weldon 20, Aberdeen 14
Aberdeen 37, Oxford Orphanage 7
Littlefield 7, Swansboro 0
Liberty 32, Oxford Orphanage 21

Andrews 0
NC School for the Deaf 12
REGION 3
Greensboro Allen Jay 7, Mebane 0
Sumner 0, East Surry 0 **(TIE)**
East Surry 12, Carthage 6
Glen Alpine 27, E. Southern Pines 2
Glen Alpine 34, Red Springs 12
Andrews 20, Glen Alpine 7

REGION 4
Glen Alpine 26, Clyde 7
Glen Alpine 21, Andrews 7
Andrews 35, Drexel 6
Andrews 30, Mars Hill 27
Robbinsville 34, Spruce Pine 7

1967 Ayden 20
1968
1969
1970
1971
1972
1973
1974
1975
1976
1977
1978
1979
1980
1981
1982
1983
1984
1985
1986
1987
1988
1989
1990
1991
1992
1993
1994
1995
1996
1997
1998
1999
2000

EAST
Liberty 14
Ayden 14
Robbinsville 14
Robbinsville 28
Robersonville 30
North Duplin 20
Robbinsville 50
Robbinsville 27
Maxton 86
Robbinsville 34
Robbinsville 42
Midway 25
Robbinsville 46
Robbinsville 40
Robbinsville 68
Robbinsville 21
Robbinsville 28
Jamesville 6
Swain County 32
Murphy 27
Murphy 56
Swain County 23
Swain County 35
Swain County 40
Murphy 30
Robbinsville 35
Hobbs 29
North Edgecombe 7
Williamston 21
Murphy 13
North Edgecombe 38
Starmount 22
Williamston 40
Graham 31

1967 Andrews 34
1968
1969
1970
1971
1972
1973
1974
1975
1976
1977
1978
1979
1980
1981
1982
1983
1984
1985
1986
1987
1988
1989
1990
1991
1992
1993
1994
1995
1996
1997
1998
1999
2000

WEST
Tryon 7
Red Springs 13
Manteo 8
Saratoga 6
Robbinsville 18
Saratoga 14
Rosewood 0
Manteo 0
North Duplin 8
Princeton 6
Rock Ridge 7
Cherokee 6
Princeton 8
Rosewood 0
Belhaven Wilkinson 0
Bath 6
Creswell 6
Rosman 0
North Edgecombe 0
Tabor City 3
Columbia 15
Midway 7
Currituck 14
Robersonville Roanoke 14
Rosewood 3
Lakewood 0
Swain County 12
Murphy 6
Swain County 7
North Edgecombe 0
Rosman 28
North Edgecombe 20
Graham 20
Northside 6

CLASSES SUBDIVIDED IN 2001

2001 Swain County 38
2002 Elkin 30
2003 Elkin 35
2004 Swain County 16
2005 Elkin 42
2006 Elkin 28
2007 Plymouth 20
2008 Mount Airy 37
2009 Wallace-Rose Hill 38
2010 Wallace-Rose Hill 22
2011 Murphy 21
2012 Plymouth 20
2013 Murphy 35
2014 Robbinsville 21
2015 Plymouth 28
2016 Murphy 15
2017 Cherokee 21
2018 Murphy 60
2019 Robbinsville 45
20-21 Murphy 14

1A
Williamston 19
Chocowinity Southside 6
North Edgecombe 6
Chocowinity Southside 14
Northampton-West 12
Manteo 7
North Duplin 13
Williamston 14
Mount Airy 37 (OT)
Murphy 21
Jones Senior 6
Murphy 15
Plymouth 34
Plymouth 18
Robbinsville 20
Plymouth 14
North Duplin 13
Pamlico 27
Northampton County 14
Northside-Pinetown 7

2001 Albemarle 66
2002 Albemarle 31
2003 Albemarle 41
2004 Thomasville 15
2005 Thomasville 21
2006 Thomasville 13
2007 James Kenan 13
2008 Thomasville 42
2009 Albemarle 45
2010 Albemarle 21
2011 Swain County 20
2012 Southwest Onslow 44
2013 James Kenan 42
2014 Wallace-Rose Hill 34
2015 Wallace-Rose Hill 48
2016 Wallace-Rose Hill 30
2017 Tarboro 32
2018 Tarboro 50
2019 East Surry 56
20-21 Tarboro 25

1AA
Wallace-Rose Hill 28
Williamston 26
Farmville Central 7
Wallace-Rose Hill 14
Wallace-Rose Hill 20
James Kenan 7
West Montgomery 6
East Bladen 13
Southwest Onslow 21
Pender 7
Ayden-Grifton 14
Swain County 34
West Montgomery 14
Starmount 21
Mitchell 28
West Montgomery 7
Mount Airy 7
East Surry 10
Tarboro 28
East Surry 7

END OF SUBDIVISION ERA

2021 Tarboro 28
2022 Mount Airy 30

Mitchell 7
Tarboro 7