



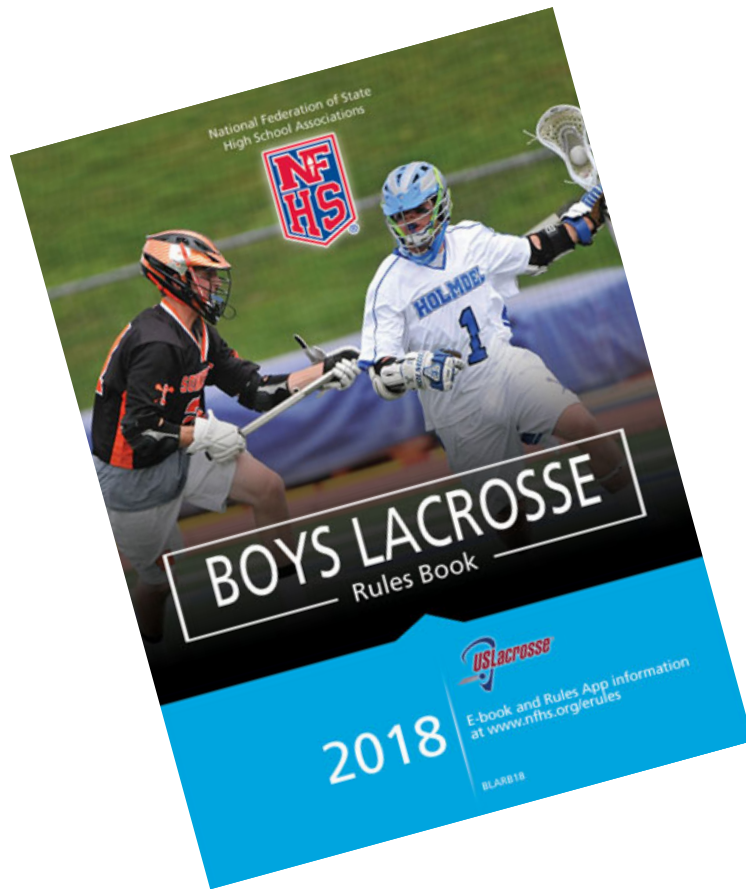
2018 NFHS BOYS LACROSSE RULE REVIEW

National Federation of State
High School Associations



Take Part. Get Set For Life.™

2018 NFHS RULES BOOK



- 2018 Boys Lacrosse Rules Book available at:

www.nfhs.com

<http://www.nfhs.com/c-198-boys-lacrosse.aspx>

\$8.20 Plus S/H



NFHS RULES E-BOOKS

The screenshot shows the NFHS website with the following elements:

- Header:** NFHS.org, NFHSLearn.com, NFHSNetwork.com, Activities & Sports, NFHSForYou.
- Logo:** NFHS NATIONAL FEDERATION OF STATE HIGH SCHOOL ASSOCIATIONS.
- Breadcrumbs:** Home > Articles > Rules Books and Case Books Available as E-books.
- Title:** Rules Books and Case Books Available as E-books.
- Text:** By on October 29, 2015. Below is a listing of the e-books currently available for purchase. The Amazon versions can be downloaded and used on Apple or Android devices with the Kindle app.
- Table:**

	iTunes	Amazon
2015-16 Water Polo Rules Book	iTunes	Amazon
2015-16 Basketball Rules Book	iTunes	Amazon
2015-16 Basketball Case Book	iTunes	Amazon
2015-16 Ice Hockey Rules Book	iTunes	Amazon
2015-16 Wrestling Rules Book	iTunes	Amazon
2015-16 Wrestling Case Book and Manual	iTunes	Amazon
2015-16 Spirit Rules Book	iTunes	Amazon
2015 Football Rules Book	iTunes	Amazon
2015 Football Case Book	iTunes	Amazon
2015-16 Swimming and Diving Rules Book	iTunes	Amazon
2015-16 Soccer Rules Book	iTunes	Amazon
2015-16 Volleyball Rules Book	iTunes	Amazon
2015-16 Volleyball Case Book and Manual	iTunes	Amazon
2015-16 Field Hockey Rules Book	iTunes	Amazon
2014-16 Girls Gymnastics Rules Book	iTunes	Amazon

- E-Books are available for purchase at:
www.nfhs.org/ebooks/

\$6.99 Apple or Android

NFHS RULES APP



NFHS Rules

NFHS Sports

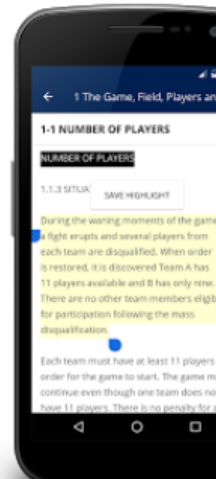
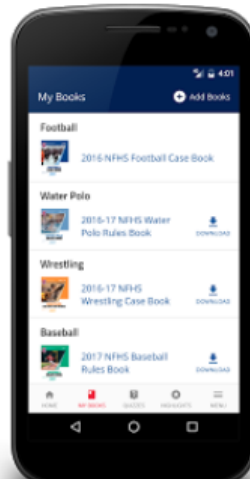
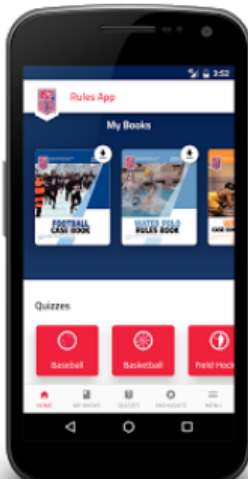
Everyone

This app is compatible with all of your devices.

★★★★★ 20

Installed

- Rules App available
- On iTunes and Google Play



\$6.99 Apple or
Android





2018 NFHS BOYS LACROSSE RULE REVISIONS

National Federation of State
High School Associations



Take Part. Get Set For Life.™

Major Rules Changes
Situations and Rulings
Points of Emphasis
Corrections



2018 NFHS BOYS LACROSSE

National Federation of State
High School Associations



Take Part. Get Set For Life.™

Major Rules Changes

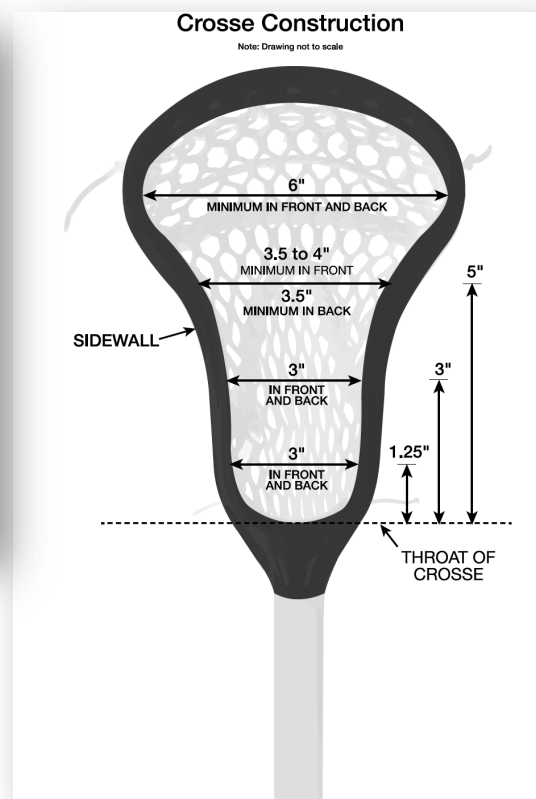
CROSSE DIMENSIONS

RULE 1-6-1

PAGE 13

- Beginning in 2018, minimum stick specifications shall be as follows:

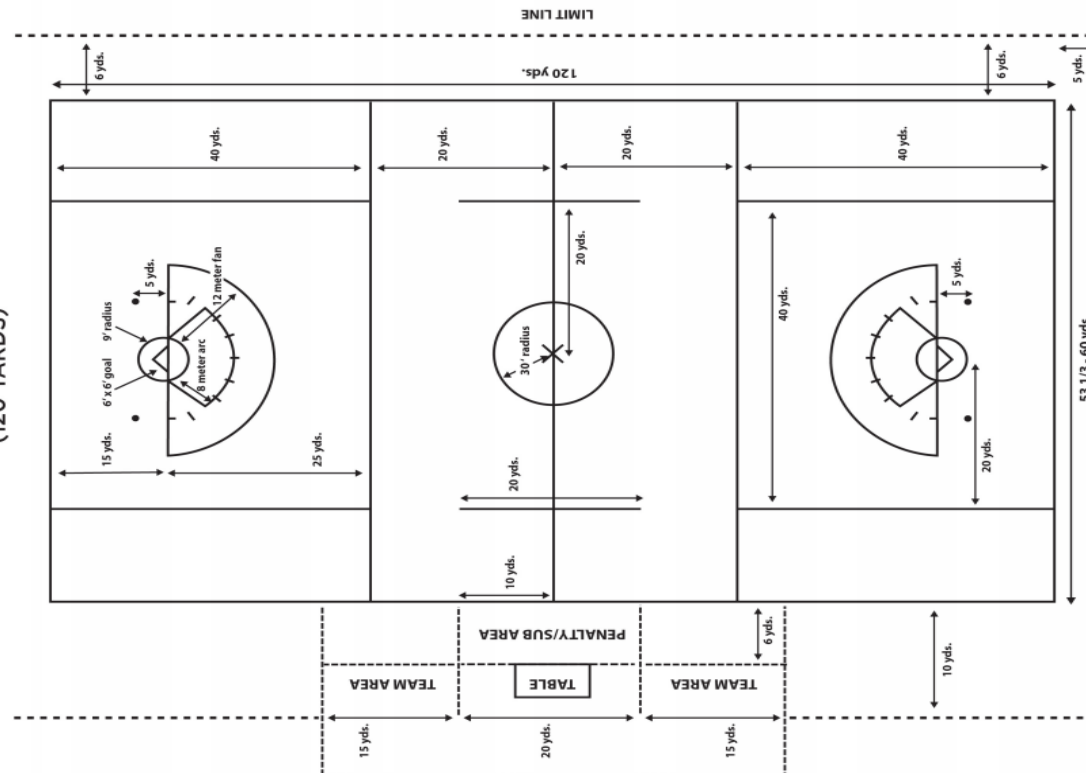
Measurement from throat (inches)	Minimum distance between narrowest point of head (inches)
1.25	3 (all measurements)
3.0	3 (all measurements)
5.0	3.5 to 4 on front, 3.5 on back
Widest point	6 (all measurements)



Adopt the 120-yard Unified girls and boys field as an allowed field option..



BOYS' AND GIRLS' UNIFIED FIELD MARKINGS
(120 YARDS)



Note: Pockets of nontraditional synthetic material manufactured for lacrosse are permitted. The pocket must meet the specifications of 1-7.

Note: Beginning in 2022, the home team will be required to wear white jerseys, and the away team will be required to wear non-white jerseys.

The official shall make certain that the reverse surfaces of the crosses match evenly in that the top of one head lines up with the throat of the other and are perpendicular to the ground.



n. A contrasting color between the head and the top glove must be visible on the shaft at faceoffs. The circumference of the shaft shall not exceed 3.5 inches.

Note: This can be accomplished with:

1. Original shaft color
2. Paint
3. A single wrap of tape or
4. Other material

A goal shall be disallowed:

- A. If a shot is released after the game horn sounds to indicate the end of a period.

A goal shall be allowed:

- O. A goal will be allowed if the shot is released prior to the end of the period.



4-18-4 PENALTY

PAGE 47

PENALTY: Conduct foul on the defensive player. A second violation by the ~~player~~ team will be enforced as releasable *unsportsmanlike conduct*, served by the offending player.



-
- ART. 2... The following are examples of illegal procedure:
 - x. Failure to wear a required mouthpiece properly (unless it comes out during play).

The stall warning remains in effect until:

- A goal is scored
- A shot that hits the goal pipes
- A shot that hits the goalie or hits his equipment
- The defensive team gains possession
- The period ends resulting in a faceoff

RESUMING PLAY AFTER PENALTY

When a penalty occurs and the ball is in the offended team's offensive half of the field, the ball shall be put in play by the team awarded the ball, at the spot where the ball was when play was suspended.

If the ball was in the goal area when play was suspended, it shall be restarted nearest to the spot of the ball at the time of the whistle, 20 yards laterally outside the goal area.



D. A shot is taken that does not result in a goal, unless the shot is caught in the air by a teammate.

J. A second defensive foul is committed during the final two minutes of regulation play with the team that is ahead possessing the ball, unless a scoring play is imminent.

A shot remains a shot until

- The ball comes to rest on the field
- The ball hits the ground and goes past the goal
- Possession is gained by any member of the defensive team; or
- After hitting the goalkeeper, goalkeeper equipment, goal posts or crossbar, the ball is touched by any player of the either team other than the defending goalkeeper, or an official





2018 NFHS BOYS LACROSSE

National Federation of State
High School Associations



Take Part. Get Set For Life.™

Points of Emphasis

POINTS OF EMPHASIS

Points of Emphasis – Page 93

- Mouthpieces
- Face-offs
- Slow Whistle
- Shots at the end of Periods
- Crosse Change in 2018



POINTS OF EMPHASIS MOUTHPIECES

In 2017 the foul for a mouth guard violation was changed from a personal foul to technical foul to encourage penalty enforcement for those who violate the rule. Coaches should encourage players to wear mouth guards properly (i.e. No Fish hooking) and legally, officials are expected to call the foul.





POINTS OF EMPHASIS FACE-OFFS

- A. Face off players are allowed to make contact first however only legal contact is allowed on players taking a faceoff.
 - Legal body contact includes checking a player who has no other part of the body touching the ground except the feet.
 - Body checks must be made below the neck, above the waist and to the front or side of an opponent.
 - Illegal body checks, including spearing with the head, shall be strictly enforced.





POINTS OF EMPHASIS FACE-OFFS

B. Faceoff players must have a visible contrasting color between the head and top glove on the shaft.

Contrasting color can be accomplished with:

- The original shaft color
- Paint
- A single wrap of tape or
- Other materials that does not make the shaft circumference exceed 3.5 inches





POINTS OF EMPHASIS FACE-OFFS

- C. Officials should continue to enforce the face off procedure:
- The player's reverse surfaces of the crosse shall match evenly so that the top of one head aligns with the throat of the throat of their opponent.
 - Additionally both heads shall be perpendicular to the ground.





POINTS OF EMPHASIS SLOW WHISTLE

When there is a flag down during a slow whistle situation. The attacking team is no longer required to keep the ball in the goal area.

* Unless required by rule or officials. *

NOTE: Team A must still meet requirement for advancing the ball into the goal area.



POINTS OF EMPHASIS

SHOTS AT THE ENDS OF PERIODS

A goal will be allowed if the shot is released prior to the end of a period.

NOTE: Goal not counted if Team A add impetus to shot.
Goal counts if Team B deflects shot and it enters goal.
The shot ends when Team B gains possession or ball comes to rest.





2018 NFHS BOYS LACROSSE

National Federation of State
High School Associations



Take Part. Get Set For Life.™

Situations and Rulings

1.9.1 SITUATION E

PAGE 20

SECTION 9: PLAYER EQUIPMENT

A1 scores a goal. Before the next faceoff, it is noticed that (a) A1 is not wearing a legal uniform;

(b) A1 is not wearing one or more mandatory pieces of protective equipment other than a mouthpiece;

(c) has no mouthpiece.

RULING: (a) Goal counts technical violation with no time served.

(b) Goal counts and A1 serves a 1-minute non-releasable penalty for illegal equipment;

(c) Goal counts, technical violation, no time served. In all cases the game restarts with the ball awarded to team B on its offensive half of the field at the Center.



2.1.4 SITUATION

PAGE 24

SECTION 1: NUMBER AND DESIGNATION OF PLAYERS

- Team A coach adds (a) an additional player to the team roster after the game has begun. (b) The coach adds several additional players to the roster after the game has begun. RULING: Legal.



4.3.1 SITUATION H (NEW) PAGE 35

B1 slashes A1. Flag down. A1 shoots, and the period ends while the shot is in the air. The ball enters the goal.

RULING: The goal counts and B1 serves 1-minute. The next period shall begin with a man-down faceoff.



4.3.3 SITUATION C

A1 comes to center to take a faceoff with:

- (a) no contrasting color on the shaft, or
- (b) has tape on the plastic throat of the shaft.

RULING: In both cases, technical foul on Team A for delay of game. Award the ball to Team B in offensive end.

NOTE: A1 does not serve penalty time and his crosse is legal for play other than faceoffs.



4.14.3 NEW

PAGE 46

Over-and-back has not occurred if after a face-off, before either team gains possession, the ball is propelled into defensive are then back over the center-line.

NOTE: Over-and-back may only occur after team possession in its own goal area.



4.18.1 SITUATION E

PAGE 47

Team B has 2 or more players in crease attempting to block a shot. B1, B2 & B3 are all in crease.

Team B players will serve.

- B1 :30 Conduct Foul
- B2, B3 1:00 Releasable Personal Foul

NOTE: If Team B was penalized for same infraction prior to this, B1, B2 & B3 would all serve 1:00 releasable personal fouls.



4.18.2 SITUATION G

B1 (not the goalkeeper) picks up a loose ball or catches a pass while in the crease.

- B1 still in crease as A1 checks his crosse causing the ball to enter goal.

RULING: *Legal goal*. Interference may be called only when the designated goalkeeper is involved.



4.18.4 NEW

PAGE 49

A1 shoots while B1 Goalkeeper is away from the crease area. While the shot is in flight, B2 steps in the crease to block the shot.

RULING: Play-on until the shot comes to its normal conclusion.

NOTE: B2's first violation no time serve. Any subsequent violation on B2 will result in 1:00 releasable foul.



4.26 SITUATION

PAGE 56

- (a) The ball goes out-of-bounds on the end line.
- (b) The ball goes out of-bounds on the end line following a **flag down slow whistle**. Either team calls a timeout.

RULING: In (a), the ball should be re-started at the spot where the ball crossed the end line. In (b), the ball should be re-started **outside the goal area**.



6.2.1 SITUATION J NEW

PAGE 67

Goalkeeper A1, who is in his crease with possession, throws an outlet pass while attack player B1 stands in front of the crease in a covering position. A1 releases the ball. His natural follow-through causes contact with B1's crosse.

RULING: Goalkeeper interference by B1. Play-on, and award the ball to Team A at center if the pass is not completed.



6.5.2 SITUATION O

PAGE 73

During the faceoff, but before possession is gained, A1 pushes B1 who is attempting to secure the ground ball, in B's defensive side of the field.

Official awards the ball to B at the spot of the infraction.

RULING: Correct. The ball is moved to the offended team's offensive side of the field only on a pre-whistle violation.



6.5.2 SITUATION Q NEW PAGE 73

A1 shoots and scores. When the official goes to get the ball out of the goal, the goalkeeper shows him that his crosse or any other piece of required equipment is broken.

RULING: If the goalkeeper notices the broken equipment, he should verbally notify the officials immediately during the play so the officials can stop play to correct the problem. The goal stands since the problem was not noticed by the officials nor acknowledged by the goalkeeper before the shot was in flight.



6.5.2 SITUATION R NEW

PAGE 73

Goalkeeper B1, seeking to stop play in an unsettled situation:

- (1) Intentionally breaks required equipment or drops a glove; or
- (2) Yells to the officials that his equipment is broken when he broke it intentionally in order to stop play.

RULING: The officials stop play and assess a two-minute nonreleasable unsportsmanlike conduct penalty on B1.



6.10.2 SITUATION F

PAGE 76

Team A has been warned to “keep it in.” After recovering a shot:

- (a) that hit the goal, goalkeeper, or his equipment, or
- (b) Team B deflects pass or causes ground ball to leave defensive area. Does Team A get new :10 count “get it in”?

RULING: (a) Stall warning has ended

(b) Yes, stall warning continued with full :10



6.10.3 SITUATION C

PAGE 77

Team A is ahead by four goals or less in the 4th quarter.

Team A satisfied the initial :10 count with 2:07 remaining.

Team A carries or passes ball outside the goal area with 2:02 remaining.

At 2:00 mark, the official warns Team A to “get it in” and starts a visual :10 count.

RULING: Correct procedure. Automatic stalling is in effect for Team A. Team A must “get it in” and “keep it in” the goal area.



7.3 SITUATION D

PAGE 82

After a faceoff and before possession has been declared or the ball crosses the defensive-area line, B4, who was behind the defensive-area line at the beginning of the faceoff, comes across the defensive-area line to play the loose ball.

RULING: Technical foul against B. Ball awarded to Team A at the spot where the ball was when play was suspended.



7.11.2 SITUATION A

PAGE 90

While ball is loose in the crease, A1 interferes with goalkeeper B1.

RULING: Play-on situation. If B1 fails to gain possession of the ball, ball is awarded to Team B, in the crease.





2018 NFHS BOYS LACROSSE

National Federation of State
High School Associations



Take Part. Get Set For Life.™

Corrections

-
- Crosse shall measure between **6** and 10 inches.
 - Not 6-1/2 inches as mentioned

Other sections effected:

Situation 5.5B Page 60

POE Crosse Change Page 93



4-18-4 SITUATION

PAGE 49

- Replace the reference to “B2” in the beginning of the 2nd and 3rd paragraphs with “the team”,
 - Reflects the rule change.





2018 NFHS BOYS LACROSSE

National Federation of State
High School Associations



Take Part. Get Set For Life.™

NFHS Services and Initiatives



Accredited Interscholastic Coach – National Coach Certification Program –

National Federation of State
High School Associations



Take Part. Get Set For Life.™

More Information at nfhslearn.com!

Level One National Certification Course Requirements:

- Fundamentals of Coaching
- First Aid, Health and Safety for Coaches
- Sport-specific Course or Teaching Sports Skills
- Concussion in Sports (FREE)



Coaching Boys Lacrosse

Course Objectives

- Differences between girls and boys lacrosse
- Methods and techniques for teaching lacrosse
- Learn basic rules of boys lacrosse
- Understand essential beginning lacrosse skills and be able to teach those skills to players
- How to create drills and structure effective practice sessions
- How lacrosse is played
- Player positions and game structure

National Federation of State
High School Associations



Take Part. Get Set For Life.™

Units

- Origin and Background
- Teaching Lacrosse
- Team Tactics
- Playing the Game
- Skills and Techniques

More Information at nfhslearn.com!



Interscholastic Officiating

- Officiating Basics
- The Science of Officiating a Contest
- The Art of Officiating a Contest
- Putting it All Together

National Federation of State
High School Associations



Take Part. Get Set For Life.™

- Rules Knowledge
- The High School Environment
- The Foundation of Officiating
- Managing Difficult Situations
 - Game Speed Decisions
- Professional Development



Concussion in Sports

- Understand what concussions are & their impact on players
- Recognize signs and symptoms of concussion
- Recognize the complications associated with concussions
- Know when additional medical attention is needed
- Understand your responsibilities
- Understand the proper concussion management protocols
- List the steps a player should use to return to active play safely after a concussion

National Federation of State
High School Associations



Take Part. Get Set For Life.™

Units

- Concussion Overview
- The Problem
- Your Responsibility

More Information at nfhslearn.com!



2018 NFHS BOYS LACROSSE RULE PRESENTATION

National Federation of State
High School Associations



Take Part. Get Set For Life.™

Thank you for your participation!



THANK YOU

- Get involved with student services
- Visit the NCHSAA website often

In order to receive credit for reviewing this presentation,
submit this form before midnight on Tuesday, February
27, 2018.

