



Lighting Performance: Football

Horizontal

Date of Readings: _____ By: _____

School Name: _____ Seating Capacity: _____

School Contact: _____

Telephone: _____ Email: _____

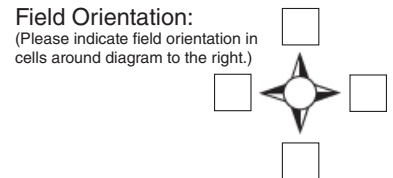
Facility Name: _____

Facility Address: _____ City, State, Zip: _____

Mark your approximate pole locations around the field to the right, if applicable with an "X".

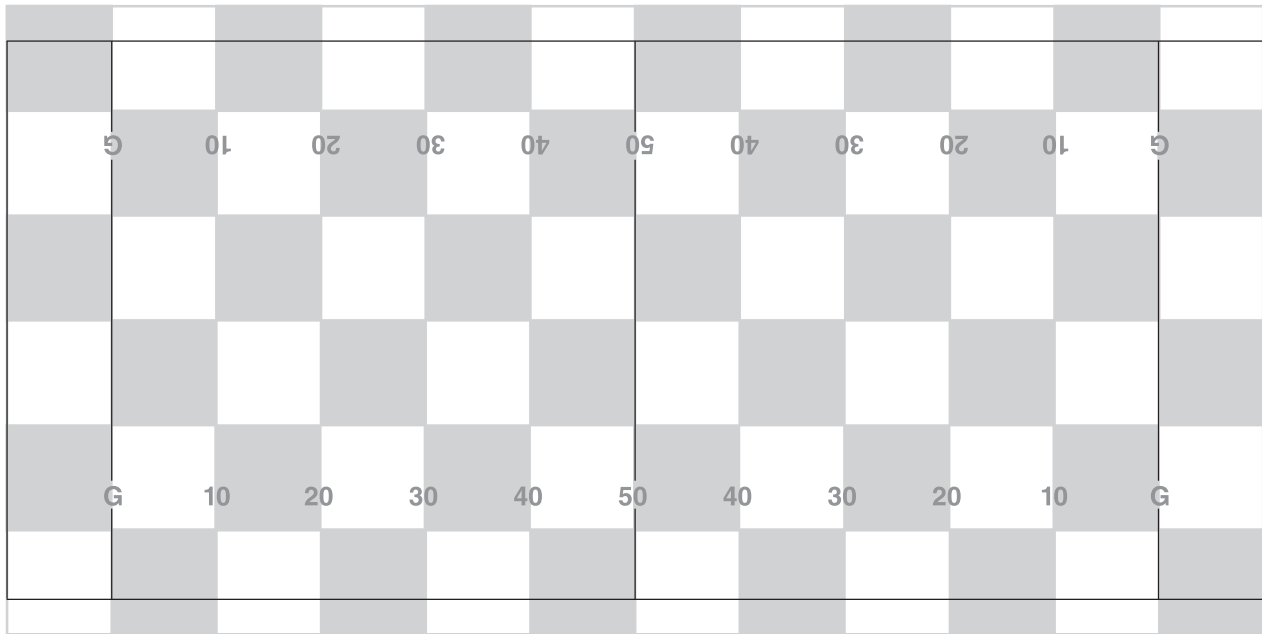
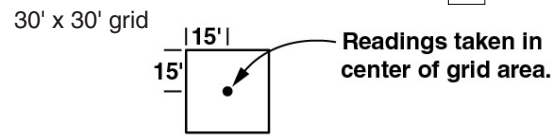
Recommended average light levels:
 Less than 2,000 spectators: 30 footcandles
 2,000-5,000 spectators: 50 footcandles
 5000+ spectators: 100 footcandles

Recommended uniformity:
 Less than 2,000 spectators: 3:1
 2,000-5,000 spectators: 2:1
 5,000+ spectators: 1.7:1



This form will automatically calculate light levels and uniformities if used electronically.

If calculating manually:
 Add the grid point readings and divide by the number of total grid points to get your light level average.
 Divide the highest reading by your lowest reading to get your uniformity.



Horizontal Light Level and Field Survey Results:	
Average light levels: _____	How is lighting controlled: _____
Uniformity: _____	Date lighting equipment installed: _____
(If outdoor) Quantity of poles: _____	Lighting manufacturer: _____
Field size: _____	Relamp / maintenance date: _____
Total number luminaires: _____	Maintenance performed by: _____
Number luminaires operational: _____	Annual hours of operation: _____
Luminaire type (HID or LED): _____	Light meter brand: _____
Lamp wattage: _____	Model number: _____
	Calibration date: _____