



Lighting Performance: Basketball

Horizontal

Date of Readings: _____ By: _____

School Name: _____ Seating Capacity: _____

School Contact: _____

Telephone: _____ Email: _____

Facility Name: _____

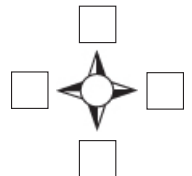
Facility Address: _____ City, State, Zip: _____

Recommended average light levels: 80 footcandles
 Recommended uniformity: 2.5:1

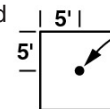
This form will automatically calculate light levels and uniformities if used electronically.

If calculating manually:
 Add the grid point readings and divide by the number of total grid points to get your light level average.
 Divide the highest reading by your lowest reading to get your uniformity.

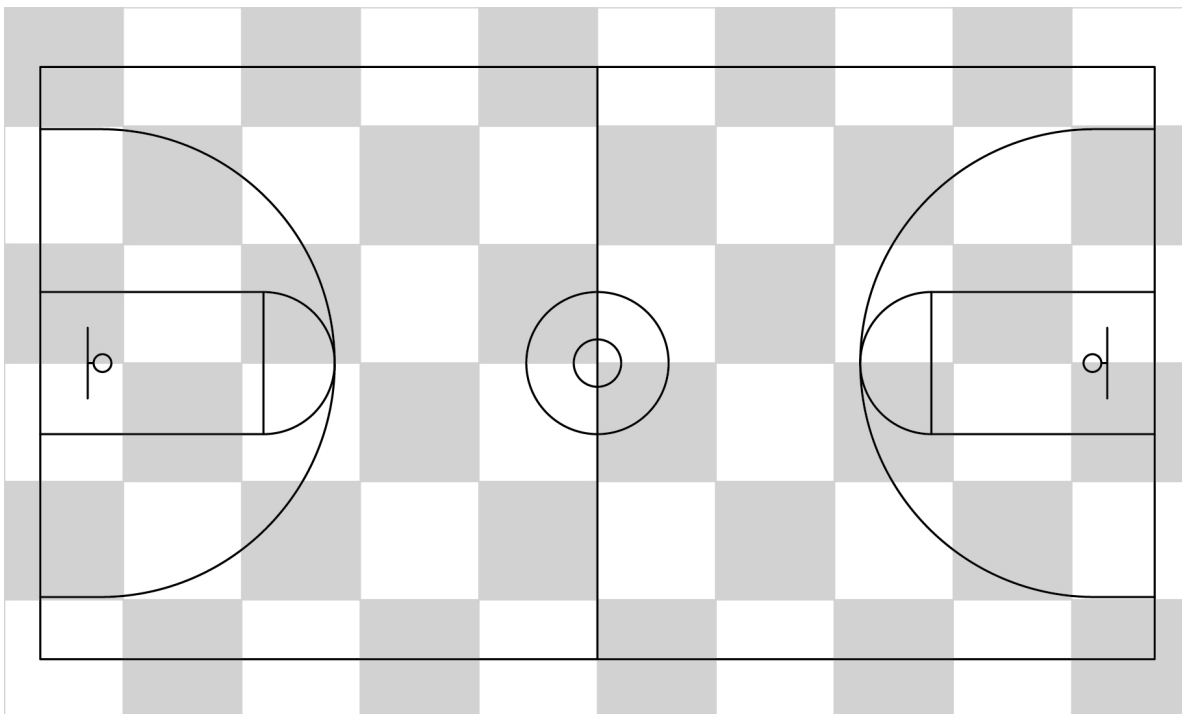
Court Orientation:
 (Please indicate court orientation in cells around diagram to the right.)



10' x 10' grid



Readings taken in center of grid area.



Horizontal Light Level and Field Survey Results:	
Average light levels: _____	Date lighting equipment installed: _____
Uniformity: _____	Lighting manufacturer: _____
Total number luminaires: _____	Relamp / maintenance date: _____
Number luminaires operational: _____	Maintenance performed by: _____
Luminaire type (HID or LED): _____	Annual hours of operation: _____
Lamp wattage: _____	Light meter brand: _____
How is lighting controlled: _____	Model number: _____
	Calibration date: _____