




2020-21 NCHSAA VOLLEYBALL FINAL CONFERENCE STANDINGS



ALBEMARLE 1A

SCHOOL	CL	CONF	OVERALL
1 Perquimans County	1A	8-0-0	14-0-0
2 Camden County	1A	6-2-0	10-3-0
3 Manteo	1A	3-5-0	3-9-0
4 Gates County	1A	3-5-0	7-7-0
5 Holmes, John A.	1A	0-8-0	0-14-0
6 Washington County	1A	0-0-0	0-0-0

CAP 7 4A

SCHOOL	CL	CONF	OVERALL
1 Cardinal Gibbons	4A	12-0-0	12-0-0
2 Broughton, Needham	4A	8-3-0	8-3-0
3 Millbrook	4A	8-4-0	9-4-0
4 Sanderson	4A	6-5-0	6-6-0
5 Leesville Road	4A	5-7-0	5-7-0
6 Enloe, W. G.	4A	2-10-0	2-10-0
7 Southeast Raleigh	4A	0-12-0	0-12-0

ATLANTIC 5 1A

SCHOOL	CL	CONF	OVERALL
1 Cape Hatteras	1A	4-1-0	5-3-0
2 Bear Grass Charter	1A	2-2-0	5-5-0
3 Mattamuskeet	1A	0-3-0	0-3-0
4 Columbia	1A	0-0-0	0-0-0
5 Ocracoke	1A	0-0-0	0-0-0

CAROLINA 1A

SCHOOL	CL	CONF	OVERALL
1 Princeton	1A	11-0-0	12-0-0
2 Lakewood	1A	9-3-0	10-4-0
3 Neuse Charter School	1A	8-3-0	8-3-0
4 North Duplin	1A	4-4-0	4-4-0
5 Rosewood	1A	4-7-0	4-7-0
6 Hobbton	1A	1-9-0	1-9-0
7 Union	1A	0-11-0	0-12-0

BIG 8 3A

SCHOOL	CL	CONF	OVERALL
1 Cedar Ridge	3A	8-0-0	8-0-0
2 Chapel Hill	3A	10-2-0	12-2-0
3 East Chapel Hill	3A	9-3-0	9-4-0
4 Orange	3A	5-4-0	5-4-0
5 Northwood	3A	4-6-0	4-6-0
6 Northern Durham	3A	4-6-0	4-6-0
7 Southern Durham	3A	0-8-0	0-8-0
8 Vance County	3A	0-8-0	0-8-0

CENTRAL CAROLINA 2A

SCHOOL	CL	CONF	OVERALL
1 South Rowan	2A	9-0-0	14-1-0
2 Oak Grove	2A	7-1-0	9-3-0
3 Central Davidson	2A	7-2-0	9-5-0
4 West Davidson	2A	6-3-0	8-5-0
5 Ledford	2A	5-4-0	6-6-0
6 North Davidson	2A	4-5-0	5-7-0
7 East Davidson	2A	2-6-0	3-9-0
8 Lexington Senior	2A	2-7-0	4-9-0
9 Salisbury	2A	2-7-0	5-8-0
10 Thomasville	2A	0-9-0	2-12-0

BIG EAST 3A

SCHOOL	CL	CONF	OVERALL
1 Hunt	3A	10-0-0	10-1-0
2 Franklinton	3A	7-3-0	7-5-0
3 Fike, Ralph L.	3A	7-3-0	7-4-0
4 Southern Nash	3A	3-7-0	3-7-0
5 Rocky Mount	3A	2-8-0	2-8-0
6 Northern Nash	3A	1-9-0	1-9-0

CENTRAL PIEDMONT 4A


SCHOOL	CL	CONF	OVERALL
1 Reagan, Ronald	4A	10-0-0	13-0-0
2 Davie	4A	7-2-0	9-3-0
3 East Forsyth	4A	4-4-0	5-5-0
4 West Forsyth	4A	5-5-0	5-5-0
5 Glenn, Robert B.	4A	2-8-0	3-9-0
6 Reynolds, R. J.	4A	0-9-0	0-9-0

BIG SOUTH 3A

SCHOOL	CL	CONF	OVERALL
1 Kings Mountain	3A	11-0-0	11-1-0
2 Crest	3A	8-2-0	9-2-0
3 Forestview	3A	7-4-0	7-4-0
4 North Gaston	3A	5-6-0	5-8-0
5 Cramer, Stuart W.	3A	4-8-0	4-9-0
6 Ashbrook	3A	3-9-0	3-10-0
7 Huss, Hunter	3A	0-9-0	0-9-0



2020-21 NCHSAA VOLLEYBALL FINAL CONFERENCE STANDINGS



CENTRAL TAR HEEL 1A

SCHOOL	CL	CONF	OVERALL
1 Cornerstone Charter	1A	9 - 0 - 0	12 - 0 - 0
2 Chatham Charter	1A	5 - 4 - 0	5 - 4 - 0
3 Research Triangle	1A	3 - 6 - 0	3 - 6 - 0
4 Woods Charter	1A	1 - 9 - 0	1 - 8 - 0
5 River Mill Academy	1A	0 - 0 - 0	0 - 0 - 0
6 Raleigh Charter	1A	0 - 0 - 0	0 - 0 - 0
7 Clover Garden School	1A	0 - 0 - 0	0 - 0 - 0
8 Eno River Academy	1A	0 - 0 - 0	0 - 0 - 0
9 Southern Wake Acad.	1A	0 - 0 - 0	0 - 0 - 0

EAST CENTRAL 2A

SCHOOL	CL	CONF	OVERALL
1 Goldsboro	2A	12 - 0 - 0	13 - 0 - 0
2 East Duplin	2A	9 - 3 - 0	10 - 3 - 0
3 Midway	2A	9 - 3 - 0	9 - 3 - 0
4 Clinton	2A	6 - 6 - 0	6 - 6 - 0
5 Wallace - Rose Hill	2A	2 - 8 - 0	2 - 8 - 0
6 Kenan, James	2A	2 - 10 - 0	2 - 10 - 0
7 Spring Creek	2A	0 - 10 - 0	0 - 10 - 0

COASTAL 3A

SCHOOL	CL	CONF	OVERALL
1 Jacksonville	3A	9 - 1 - 0	11 - 1 - 0
2 West Carteret	3A	9 - 1 - 0	11 - 2 - 0
3 White Oak	3A	5 - 5 - 0	6 - 6 - 0
4 Northside (Jax)	3A	4 - 6 - 0	5 - 7 - 0
5 Swansboro	3A	4 - 6 - 0	4 - 7 - 0
6 Havelock	3A	0 - 10 - 0	0 - 13 - 0

EASTERN CAROLINA 2A

SCHOOL	CL	CONF	OVERALL
1 North Lenoir	2A	9 - 0 - 0	9 - 0 - 0
2 Ayden - Grifton	2A	6 - 3 - 0	7 - 3 - 0
3 West Craven	2A	6 - 4 - 0	8 - 4 - 0
4 South Lenoir	2A	5 - 4 - 0	5 - 4 - 0
5 Greene Central	2A	4 - 6 - 0	4 - 8 - 0
6 Washington	2A	2 - 7 - 0	2 - 8 - 0
7 Kinston	2A	0 - 9 - 0	0 - 11 - 0

COASTAL 8 1A/2A

SCHOOL	CL	CONF	OVERALL
1 Croatan	2A	11 - 0 - 0	11 - 0 - 0
2 East Carteret	1A	6 - 0 - 0	6 - 0 - 0
3 Dixon	2A	8 - 3 - 0	8 - 3 - 0
4 Trask, Heide	2A	7 - 6 - 0	7 - 6 - 0
5 Southwest Onslow	2A	4 - 6 - 0	4 - 6 - 0
6 Pender	1A	4 - 8 - 0	4 - 8 - 0
7 Richlands	2A	4 - 9 - 0	4 - 9 - 0
8 Lejeune	1A	0 - 12 - 0	0 - 12 - 0

EASTERN CAROLINA 3A/4A

SCHOOL	CL	CONF	OVERALL
1 Conley, D.H.	3A	11 - 1 - 0	11 - 1 - 0
2 Rose, J. H.	3A	10 - 2 - 0	10 - 2 - 0
3 South Central	4A	8 - 4 - 0	8 - 4 - 0
4 New Bern	4A	8 - 5 - 0	7 - 5 - 0
5 Aycock, C. B.	3A	1 - 8 - 0	1 - 8 - 0
6 Southern Waynel	3A	1 - 9 - 0	1 - 9 - 0
7 Eastern Wayne	3A	0 - 9 - 0	0 - 9 - 0

COASTAL PLAINS 1A

SCHOOL	CL	CONF	OVERALL
1 Pamlico County	1A	10 - 0 - 0	11 - 1 - 0
2 Northside (Pinetown)	1A	9 - 2 - 0	10 - 2 - 0
3 Riverside (Martin)	1A	7 - 4 - 0	7 - 6 - 0
4 South Creek	1A	6 - 4 - 0	7 - 5 - 0
5 Tarboro	1A	2 - 7 - 0	2 - 9 - 0
6 Southside	1A	0 - 8 - 0	0 - 8 - 0
7 Jones Senior	1A	0 - 9 - 0	0 - 9 - 0

EASTERN PLAINS 2A


SCHOOL	CL	CONF	OVERALL
1 Farmville Central	2A	10 - 0 - 0	12 - 1 - 0
2 SW Edgecombe	2A	6 - 4 - 0	9 - 4 - 0
3 Nash Central	2A	5 - 4 - 0	6 - 4 - 0
4 North Johnston	2A	4 - 5 - 0	7 - 5 - 0
5 North Pitt	2A	2 - 7 - 0	3 - 7 - 0
6 Beddingfield	2A	0 - 7 - 0	0 - 7 - 0

GREATER NEUSE 3A

SCHOOL	CL	CONF	OVERALL
1 Clayton	3A	5 - 0 - 0	11 - 0 - 0
2 Cleveland	3A	3 - 2 - 0	5 - 6 - 0
3 West Johnston	3A	3 - 2 - 0	8 - 6 - 0
4 South Johnston	3A	3 - 2 - 0	6 - 3 - 0
5 East Wake	3A	1 - 4 - 0	1 - 8 - 0
6 Smithfield - Selma	3A	0 - 5 - 0	0 - 11 - 0



2020-21 NCHSAA VOLLEYBALL FINAL CONFERENCE STANDINGS



I-MECK 4A

SCHOOL	CL	CONF	OVERALL
1 Hough, W.A.	4A	13 - 1 - 0	13 - 1 - 0
2 Lake Norman	4A	13 - 1 - 0	13 - 1 - 0
3 Mallard Creek	4A	10 - 3 - 0	10 - 3 - 0
4 North Mecklenburg	4A	6 - 8 - 0	6 - 8 - 0
5 Mooresville	4A	6 - 8 - 0	6 - 8 - 0
6 Hopewell	4A	6 - 7 - 0	6 - 7 - 0
7 Vance, Zebulon B.	4A	2 - 12 - 0	2 - 12 - 0
8 West Charlotte	4A	0 - 14 - 0	0 - 14 - 0

MID-STATE ATHLETIC 2A/3A

SCHOOL	CL	CONF	OVERALL
1 McMichael	2A	13 - 1 - 0	13 - 1 - 0
2 Person	3A	12 - 2 - 0	12 - 2 - 0
3 Northern Guilford	3A	11 - 3 - 0	11 - 3 - 0
4 Eastern Alamance	3A	6 - 7 - 0	6 - 7 - 0
5 Western Alamance	3A	6 - 8 - 0	6 - 8 - 0
6 Rockingham County	3A	5 - 9 - 0	5 - 9 - 0
7 Morehead, John M.	2A	2 - 12 - 0	2 - 12 - 0
8 Northeast Guilford	3A	0 - 13 - 0	0 - 13 - 0

METRO 4A

SCHOOL	CL	CONF	OVERALL
1 Northwest Guilford	4A	8 - 0 - 0	14 - 1 - 0
2 Page, Walter Hines	4A	5 - 3 - 0	5 - 7 - 0
3 Grimsley	4A	4 - 3 - 0	5 - 6 - 0
4 High Point Central	4A	2 - 5 - 0	6 - 6 - 0
5 Ragsdale	4A	0 - 8 - 0	0 - 11 - 0

MOUNTAIN 6 2A

SCHOOL	CL	CONF	OVERALL
1 Hendersonville	2A	8 - 2 - 0	10 - 2 - 0
2 Franklin	2A	8 - 2 - 0	11 - 3 - 0
3 East Henderson	2A	6 - 4 - 0	7 - 6 - 0
4 Brevard	2A	5 - 5 - 0	5 - 6 - 0
5 Smoky Mountain	2A	3 - 7 - 0	3 - 8 - 0
6 Pisgah	2A	0 - 10 - 0	2 - 10 - 0

MIDEASTERN 3A/4A

SCHOOL	CL	CONF	OVERALL
1 Hoggard, John T.	4A	9 - 1 - 0	9 - 1 - 0
2 Ashley	4A	9 - 2 - 0	9 - 2 - 0
3 Laney, E.A.	4A	10 - 4 - 0	10 - 4 - 0
4 New Hanover	3A	7 - 5 - 0	7 - 5 - 0
5 West Brunswick	3A	3 - 6 - 0	3 - 6 - 0
6 Topsail	3A	4 - 10 - 0	4 - 10 - 0
7 South Brunswick	3A	3 - 8 - 0	3 - 8 - 0
8 North Brunswick	3A	0 - 9 - 0	0 - 9 - 0

MOUNTAIN VALLEY 1A/2A

SCHOOL	CL	CONF	OVERALL
1 West Wilkes	2A	14 - 0 - 0	14 - 0 - 0
2 Alleghany	1A	12 - 2 - 0	12 - 2 - 0
3 Elkin	1A	10 - 4 - 0	10 - 4 - 0
4 Wilkes Central	2A	6 - 8 - 0	6 - 8 - 0
5 Ashe County	2A	6 - 8 - 0	6 - 8 - 0
6 Starmount	1A	4 - 10 - 0	4 - 10 - 0
7 North Wilkes	2A	3 - 11 - 0	3 - 11 - 0
8 East Wilkes	1A	1 - 13 - 0	1 - 13 - 0

MID-PIEDMONT 3A

SCHOOL	CL	CONF	OVERALL
1 Southern Alamance	3A	6 - 0 - 0	10 - 1 - 0
2 SW Randolph	3A	5 - 1 - 0	11 - 1 - 0
3 Asheboro	3A	4 - 2 - 0	8 - 4 - 0
4 Williams, Walter M.	3A	3 - 3 - 0	3 - 7 - 0
5 Southeast Guilford	3A	2 - 4 - 0	5 - 7 - 0
6 Eastern Guilford	3A	1 - 5 - 0	1 - 9 - 0
7 Southern Guilford	3A	0 - 6 - 0	1 - 9 - 0

NORTH CENTRAL 1A


SCHOOL	CL	CONF	OVERALL
1 Falls Lake Academy	1A	8 - 1 - 0	8 - 2 - 0
2 East Wake Academy	1A	8 - 1 - 0	8 - 1 - 0
3 Vance Charter	1A	3 - 3 - 0	3 - 3 - 0
4 Roxboro Community	1A	3 - 4 - 0	3 - 4 - 0
5 Oxford Preparatory	1A	2 - 7 - 0	2 - 7 - 0
6 Henderson Collegiate	1A	0 - 8 - 0	0 - 8 - 0
7 Franklin Academy	1A	0 - 0 - 0	0 - 0 - 0
8 Voyager Academy	1A	0 - 0 - 0	0 - 0 - 0
9 Triangle Math & Science	1A	0 - 0 - 0	0 - 0 - 0

MID-STATE 2A

SCHOOL	CL	CONF	OVERALL
1 Carrboro	2A	8 - 0 - 0	10 - 0 - 0
2 Durham School Arts	2A	6 - 2 - 0	6 - 2 - 0
3 Reidsville	2A	4 - 4 - 0	4 - 4 - 0
4 Cummings, Hugh M.	2A	2 - 6 - 0	2 - 6 - 0
5 Graham	2A	0 - 8 - 0	0 - 8 - 0
6 Yancey, Bartlett	2A	0 - 0 - 0	0 - 0 - 0
7 NCSSM	2A	0 - 0 - 0	0 - 0 - 0



2020-21 NCHSAA VOLLEYBALL FINAL CONFERENCE STANDINGS



NORTH PIEDMONT 3A

SCHOOL	CL	CONF	OVERALL
1 North Iredell	3A	10 - 0 - 0	12 - 0 - 0
2 South Iredell	3A	7 - 3 - 0	9 - 4 - 0
3 West Rowan	3A	7 - 3 - 0	9 - 4 - 0
4 Carson, Jesse	3A	3 - 7 - 0	5 - 8 - 0
5 East Rowan	3A	3 - 7 - 0	4 - 8 - 0
6 Statesville	3A	1 - 10 - 0	0 - 11 - 0

NORTHEASTERN COASTAL 2A

SCHOOL	CL	CONF	OVERALL
1 Currituck County	2A	8 - 0 - 0	9 - 2 - 0
2 First Flight	2A	3 - 3 - 0	6 - 6 - 0
3 Northeastern	2A	2 - 4 - 0	4 - 6 - 0
4 Pasquotank County	2A	1 - 5 - 0	4 - 6 - 0
5 Hertford County	2A	0 - 0 - 0	0 - 0 - 0
6 Bertie	2A	0 - 0 - 0	0 - 0 - 0

NORTHERN 4A

SCHOOL	CL	CONF	OVERALL
1 Corinth Holders	4A	10 - 0 - 0	11 - 1 - 0
2 Heritage	4A	7 - 2 - 0	9 - 2 - 0
3 Wake Forest	4A	5 - 3 - 0	6 - 4 - 0
4 Wakefield	4A	3 - 5 - 0	4 - 7 - 0
5 Rolesville	4A	1 - 8 - 0	1 - 8 - 0
6 Knightdale	4A	0 - 8 - 0	2 - 8 - 0

NORTHERN CAROLINA 1A/2A

SCHOOL	CL	CONF	OVERALL
1 South Granville	2A	10 - 2 - 0	10 - 3 - 0
2 Louisburg	1A	8 - 2 - 0	8 - 2 - 0
3 Bunn	2A	6 - 3 - 0	7 - 3 - 0
4 Roanoke Rapids	2A	6 - 6 - 0	6 - 7 - 0
5 Webb, J. F.	2A	6 - 6 - 0	6 - 6 - 0
6 Granville Central	1A	1 - 8 - 0	1 - 8 - 0
7 Warren County	1A	0 - 10 - 0	0 - 10 - 0

NORTHWEST 1A

SCHOOL	CL	CONF	OVERALL
1 Bishop McGuinness	1A	8 - 1 - 0	12 - 1 - 0
2 East Surry	1A	7 - 1 - 0	8 - 1 - 0
3 Mount Airy	1A	7 - 2 - 0	8 - 5 - 0
4 South Stokes	1A	3 - 7 - 0	5 - 8 - 0
5 North Stokes	1A	2 - 7 - 0	4 - 7 - 0
6 Winston-Salem Prep	1A	0 - 8 - 0	0 - 8 - 0

NORTHWESTERN 3A/4A

SCHOOL	CL	CONF	OVERALL
1 Watauga	3A	10 - 0 - 0	10 - 1 - 0
2 Hickory 3	3A	9 - 3 - 0	9 - 3 - 0
3 McDowell	4A	7 - 4 - 0	7 - 4 - 0
4 Alexander Central	3A	5 - 5 - 0	6 - 5 - 0
5 St. Stephens	3A	5 - 7 - 0	5 - 7 - 0
6 South Caldwell	4A	2 - 8 - 0	2 - 9 - 0
7 Freedom	3A	0 - 11 - 0	0 - 13 - 0

NORTHWESTERN FOOTHILLS 2A

SCHOOL	CL	CONF	OVERALL
1 Foard, Fred T.	2A	14 - 0 - 0	14 - 0 - 0
2 Patton, Robert L.	2A	12 - 2 - 0	12 - 2 - 0
3 West Iredell	2A	9 - 4 - 0	9 - 4 - 0
4 Draughn, Jimmy C.	2A	8 - 6 - 0	8 - 6 - 0
5 Bunker Hill	2A	4 - 6 - 0	4 - 6 - 0
6 East Burke	2A	4 - 9 - 0	4 - 9 - 0
7 West Caldwell	2A	1 - 12 - 0	1 - 12 - 0
8 Hibriten	2A	1 - 13 - 0	1 - 13 - 0

PAC 7 1A

SCHOOL	CL	CONF	OVERALL
1 Mountain Island Char 1A	1A	14 - 0 - 0	14 - 0 - 0
2 C.S. of Davidson	1A	12 - 2 - 0	12 - 2 - 0
3 Union Academy	1A	10 - 4 - 0	10 - 4 - 0
4 Pine Lake Preparatory 1A	1A	8 - 6 - 0	8 - 6 - 0
5 Bradford Preparatory 1A	1A	6 - 8 - 0	6 - 8 - 0
6 Langtree Charter	1A	4 - 10 - 0	4 - 10 - 0
7 Queen's Grant	1A	2 - 12 - 0	2 - 12 - 0
8 Carolina International 1A	1A	0 - 14 - 0	0 - 14 - 0

PAC 7 2A

SCHOOL	CL	CONF	OVERALL
1 Wheatmore	2A	11 - 0 - 0	12 - 0 - 0
2 Randleman	2A	9 - 3 - 0	9 - 3 - 0
3 Trinity	2A	8 - 4 - 0	9 - 5 - 0
4 Providence Grove	2A	6 - 5 - 0	6 - 5 - 0
5 Jordan - Matthews	2A	2 - 8 - 0	2 - 8 - 0
6 Eastern Randolph	2A	1 - 8 - 0	1 - 8 - 0
7 Andrews, T. Wingate	2A	0 - 10 - 0	0 - 8 - 0



2020-21 NCHSAA VOLLEYBALL FINAL CONFERENCE STANDINGS



PATRIOT 3A/4A

SCHOOL	CL	CONF	OVERALL
1 Gray's Creek	3A	10 - 0 - 0	13 - 0 - 0
2 Sanford, Terry	3A	9 - 1 - 0	9 - 2 - 0
3 Cape Fear	3A	7 - 3 - 0	9 - 4 - 0
4 South View	4A	6 - 4 - 0	7 - 5 - 0
5 Pine Forest	4A	5 - 5 - 0	5 - 6 - 0
6 Smith, E. E.	3A	4 - 6 - 0	4 - 7 - 0
7 Overhills	4A	2 - 8 - 0	2 - 8 - 0
8 Westover	3A	2 - 8 - 0	2 - 9 - 0
9 Byrd, Douglas	3A	0 - 10 - 0	0 - 10 - 0

PIEDMONT TRIAD 3A

SCHOOL	CL	CONF	OVERALL
1 Western Guilford	3A	9 - 0 - 0	13 - 0 - 0
2 Southwest Guilford	3A	7 - 2 - 0	8 - 6 - 0
3 Mount Tabor	3A	5 - 4 - 0	5 - 8 - 0
4 Dudley, James B.	3A	4 - 4 - 0	5 - 4 - 0
5 Parkland	3A	2 - 8 - 0	4 - 10 - 0
6 Smith, Ben L.	3A	0 - 9 - 0	0 - 11 - 0

ROCKY RIVER 2A/3A

SCHOOL	CL	CONF	OVERALL
1 West Stanly	2A	9 - 0	9 - 0
2 Mount Pleasant	2A	9 - 4	8 - 2
3 Anson	2A	5 - 4	5 - 4
4 Forest Hills	2A	4 - 6	4 - 6
5 Montgomery Central	3A	3 - 7	3 - 7
6 Central Academy	2A	0 - 10	0 - 10

SANDHILLS 4A

SCHOOL	CL	CONF	OVERALL
1 Pinecrest	4A	14 - 0 - 0	14 - 0 - 0
2 Scotland	4A	12 - 2 - 0	12 - 0 - 0
3 Britt, Jack	4A	7 - 5 - 0	7 - 5 - 0
4 Lumberton	4A	7 - 5 - 0	7 - 5 - 0
5 Richmond	4A	5 - 7 - 0	5 - 7 - 0
6 Seventy- First	4A	5 - 7 - 0	5 - 7 - 0
7 Swett, Purnell	4A	1 - 12 - 0	1 - 12 - 0
8 Hoke County	4A	0 - 12 - 0	0 - 12 - 0

BIG SMOKY MOUNTAIN 1A

SCHOOL	CL	CONF	OVERALL
1 Murphy	1A	11 - 0 - 0	13 - 0 - 0
2 Rosman	1A	8 - 2 - 0	9 - 2 - 0
3 Robbinsville	1A	8 - 4 - 0	10 - 4 - 0
4 Hayesville	1A	6 - 6 - 0	8 - 6 - 0
5 Swain County	1A	4 - 6 - 0	4 - 7 - 0
6 Andrews	1A	2 - 9 - 0	3 - 9 - 0
7 Cherokee	1A	0 - 12 - 0	0 - 13 - 0

LITTLE SMOKY MOUNTAIN 1A

SCHOOL	CL	CONF	OVERALL
1 Blue Ridge	1A	5 - 0 - 0	10 - 0 - 0
2 Highlands	1A	4 - 1 - 0	4 - 6 - 0
3 Hiwassee Dam	1A	2 - 4 - 0	2 - 8 - 0
4 Nantahala	1A	0 - 6 - 0	0 - 8 - 0

SOUTH FORK 2A

SCHOOL	CL	CONF	OVERALL
1 East Lincoln	2A	10 - 1 - 0	10 - 1 - 0
2 Maiden	2A	11 - 3 - 0	11 - 3 - 0
3 Bandys	2A	10 - 3 - 0	10 - 3 - 0
4 Lake Norman Charter	2A	9 - 5 - 0	9 - 5 - 0
5 North Lincoln	2A	3 - 8 - 0	3 - 8 - 0
6 Newton - Conover	2A	3 - 9 - 0	3 - 9 - 0
7 West Lincoln	2A	2 - 9 - 0	2 - 9 - 0
8 Lincolnton	2A	0 - 10 - 0	0 - 10 - 0

SO MECK 7 4A


SCHOOL	CL	CONF	OVERALL
1 Providence	4A	12 - 0 - 0	14 - 0 - 0
2 Ardrey Kell	4A	10 - 2 - 0	11 - 3 - 0
3 Berry, Phillip O.	4A	7 - 4 - 0	7 - 4 - 0
4 South Mecklenburg	4A	5 - 5 - 0	5 - 5 - 0
5 Olympic	4A	4 - 8 - 0	5 - 8 - 0
6 Harding University	4A	2 - 10 - 0	2 - 11 - 0
7 West Mecklenburg	4A	0 - 11 - 0	0 - 11 - 0

SOUTH PIEDMONT 3A

SCHOOL	CL	CONF	OVERALL
1 Cox Mill	3A	12 - 0 - 0	14 - 0 - 0
2 Concord	3A	7 - 4 - 0	7 - 4 - 0
3 Northwest Cabarrus	3A	7 - 5 - 0	7 - 5 - 0
4 Brown, A. L.	3A	5 - 4 - 0	5 - 4 - 0
5 Robinson, Jay M.	3A	3 - 6 - 0	3 - 6 - 0
6 West Cabarrus	3A	2 - 8 - 0	2 - 8 - 0
7 Central Cabarrus	3A	0 - 9 - 0	0 - 9 - 0



2020-21 NCHSAA VOLLEYBALL FINAL CONFERENCE STANDINGS



SOUTH WAKE 4A

SCHOOL	CL	CONF	OVERALL
1 Apex Friendship	4A	12 - 0 - 0	13 - 0 - 0
2 Holly Springs	4A	10 - 2 - 0	11 - 2 - 0
3 Apex	4A	6 - 5 - 0	7 - 5 - 0
4 Middle Creek	4A	6 - 6 - 0	6 - 6 - 0
5 Fuquay - Varina	4A	5 - 6 - 0	6 - 6 - 0
6 Garner Magnet	4A	2 - 10 - 0	2 - 11 - 0
7 South Garner	4A	0 - 12 - 0	0 - 13 - 0

SOUTHWESTERN 4A

SCHOOL	CL	CONF	OVERALL
1 Myers Park	4A	14 - 0 - 0	14 - 0 - 0
2 Porter Ridge	4A	11 - 3 - 0	11 - 3 - 0
3 Butler, David W.	4A	10 - 4 - 0	10 - 4 - 0
4 Hickory Ridge	4A	8 - 5 - 0	8 - 5 - 0
5 East Mecklenburg	4A	7 - 8 - 0	7 - 8 - 0
6 Independence	4A	2 - 10 - 0	2 - 10 - 0
7 Rocky River	4A	1 - 13 - 0	1 - 13 - 0
8 Garinger	4A	0 - 11 - 0	0 - 11 - 0

SOUTHERN CAROLINA 3A

SCHOOL	CL	CONF	OVERALL
1 Sun Valley	3A	11 - 1 - 0	11 - 1 - 0
2 Marvin Ridge	3A	10 - 3 - 0	10 - 3 - 0
3 Weddington	3A	10 - 4 - 0	10 - 4 - 0
4 Cuthbertson	3A	8 - 6 - 0	8 - 6 - 0
5 Charlotte Catholic	3A	5 - 6 - 0	5 - 6 - 0
6 Parkwood	3A	4 - 7 - 0	4 - 7 - 0
7 Piedmont	3A	1 - 10 - 0	1 - 10 - 0
8 Monroe	3A	0 - 12 - 0	0 - 12 - 0

THREE RIVERS 1A/2A

SCHOOL	CL	CONF	OVERALL
1 St. Pauls	2A	8 - 0 - 0	10 - 2 - 0
2 Whiteville	2A	7 - 1 - 0	11 - 1 - 0
3 South Columbus	2A	5 - 3 - 0	7 - 4 - 0
4 West Bladen	2A	5 - 3 - 0	7 - 4 - 0
5 Fairmont	2A	5 - 3 - 0	6 - 4 - 0
6 East Bladen	2A	3 - 5 - 0	5 - 6 - 0
7 Red Springs	2A	2 - 6 - 0	2 - 8 - 0
8 East Columbus	1A	1 - 7 - 0	2 - 9 - 0
9 West Columbus	1A	0 - 8 - 0	0 - 11 - 0

SOUTHERN PIEDMONT 1A

SCHOOL	CL	CONF	OVERALL
1 Highland Tech	1A	11 - 0 - 0	11 - 0 - 0
2 Lincoln Charter	1A	9 - 3 - 0	10 - 3 - 0
3 Christ the King	1A	8 - 3 - 0	9 - 3 - 0
4 Piedmont Community	1A	6 - 5 - 0	6 - 5 - 0
5 Cherryville	1A	4 - 8 - 0	4 - 9 - 0
6 Jefferson, Thomas	1A	2 - 10 - 0	2 - 10 - 0
7 Bessemer City	1A	0 - 11 - 0	0 - 12 - 0

TRIANGLE 8 4A

SCHOOL	CL	CONF	OVERALL
1 Green Hope	4A	10 - 0 - 0	10 - 0 - 0
2 Green Level	4A	8 - 2 - 0	8 - 2 - 0
3 Jordan, Charles E.	4A	7 - 2 - 0	7 - 2 - 0
4 Cary	4A	6 - 4 - 0	6 - 4 - 0
5 Panther Creek	4A	4 - 6 - 0	4 - 6 - 0
6 Athens Drive	4A	3 - 7 - 0	3 - 7 - 0
7 Riverside (Durham)	4A	1 - 8 - 0	1 - 8 - 0
8 Hillside	4A	0 - 10 - 0	0 - 10 - 0

SOUTHWESTERN 2A


SCHOOL	CL	CONF	OVERALL
1 R-S Central	2A	12 - 0 - 0	12 - 0 - 0
2 South Point	2A	9 - 2 - 0	10 - 2 - 0
3 East Gaston	2A	3 - 4 - 0	5 - 4 - 0
4 East Rutherford	2A	6 - 6 - 0	7 - 7 - 0
5 Shelby	2A	3 - 9 - 0	3 - 9 - 0
6 Burns	2A	2 - 8 - 0	3 - 8 - 0
7 Chase	2A	1 - 11 - 0	1 - 11 - 0

TRI-COUNTY 3A

SCHOOL	CL	CONF	OVERALL
1 Union Pines	3A	9 - 1 - 0	9 - 2 - 0
2 Harnett Central	3A	8 - 2 - 0	8 - 3 - 0
3 Triton	3A	6 - 4 - 0	6 - 5 - 0
4 Western Harnett	3A	4 - 6 - 0	4 - 8 - 0
5 Southern Lee	3A	3 - 7 - 0	4 - 7 - 0
6 Lee County	3A	0 - 10 - 0	0 - 10 - 0



2020-21 NCHSAA VOLLEYBALL FINAL CONFERENCE STANDINGS



WESTERN HIGHLANDS 1A/2A

	SCHOOL	CL	CONF	OVERALL
1	Polk County	1A	8 - 0 - 0	10 - 0 - 0
2	Owen, Charles D.	2A	6 - 3 - 0	6 - 5 - 0
3	Mountain Heritage	2A	5 - 3 - 0	7 - 4 - 0
4	Avery County	1A	3 - 3 - 0	4 - 3 - 0
5	Madison	2A	2 - 7 - 0	2 - 7 - 0
6	Mitchell	1A	0 - 8 - 0	0 - 8 - 0

WESTERN MOUNTAIN 3A

	SCHOOL	CL	CONF	OVERALL
1	Roberson, T. C.	3A	13 - 0 - 0	13 - 1 - 0
2	West Henderson	3A	9 - 1 - 0	9 - 1 - 0
3	North Henderson	3A	10 - 3 - 0	10 - 3 - 0
4	Enka	3A	6 - 5 - 0	6 - 5 - 0
5	Tuscola	3A	6 - 6 - 0	6 - 6 - 0
6	Asheville	3A	5 - 8 - 0	5 - 8 - 0
7	Reynolds, A. C.	3A	4 - 10 - 0	4 - 10 - 0
8	Erwin, Clyde A.	3A	2 - 11 - 0	2 - 11 - 0
9	North Buncombe	3A	1 - 12 - 0	1 - 12 - 0

WESTERN PIEDMONT 2A

	SCHOOL	CL	CONF	OVERALL
1	West Stokes	2A	13 - 0 - 0	13 - 0 - 0
2	Surry Central	2A	10 - 3 - 0	10 - 3 - 0
3	North Surry	2A	10 - 4 - 0	10 - 4 - 0
4	Forbush	2A	5 - 5 - 0	5 - 5 - 0
5	Atkins	2A	5 - 8 - 0	5 - 8 - 0
6	Walkertown	2A	4 - 8 - 0	4 - 8 - 0
7	Carver	2A	1 - 9 - 0	1 - 9 - 0
8	North Forsyth	2A	0 - 11 - 0	0 - 11 - 0

YADKIN VALLEY 1A

	SCHOOL	CL	CONF	OVERALL
1	North Stanly	1A	8-0	10-1
2	Uwharrie Charter	1A	6-1	9-1
3	Gray Stone Day	1A	6-2	7-3
4	Chatham Central	1A	5-3	7-5
5	South Stanly	1A	4-4	4-7
6	North Moore	1A	3-4	5-5
7	North Rowan	1A	2-6	2-9
8	South Davidson	1A	1-7	1-10
9	Albemarle	1A	0-8	0-8