

2020-2021 NCHSAA FOOTBALL STATE CHAMPIONSHIPS



CHAPEL HILL - The State Championship Games will be contested May 6-8 at UNC's Kenan Stadium and NC State's Carter-Finley Stadium. Tickets to the Championships will be available in advance through the NCHSAA Website. No tickets will be sold at the gate. The 2020-2021 NCHSAA Football Championships will be broadcast live by Sinclair Broadcasting and simulcast on the NFHS Network.

Media outlets seeking to broadcast an NCHSAA Playoff game live must submit the online Broadcast Post-Season Request Form by visiting the Media section of the NCHSAA's website. All forms must be completed by Wednesday, May 5, 2021 at noon. A list of approved broadcasts will be posted on the NCHSAA Homepage prior to game day. Rights fees for the broadcast are made payable to the NCHSAA for the State Championships and must be paid prior to the start of a broadcast.

All media seeking to cover the championships must apply online for a single-event credential using the NCHSAA's Credential Page. Requests are due by Wednesday, May 5, 2021 at noon. Even media with a year-long NCHSAA Credential should request a single-event pass for the Football Championships.

The State Championships will be played, once again, at UNC's Kenan Stadium and NC State's Carter-Finley Stadium. Games on Thursday and Friday will begin at 7:00 p.m. The four games on Saturday will begin at 12:00 noon and 5:00 p.m. respectively at each site.

1A FOOTBALL STATE CHAMPIONSHIP STATE CHAMPIONSHIP PAIRINGS

Saturday, May 8, 2021 - 12:00 p.m.

Carter-Finley Stadium - NC State University - Raleigh, NC

Murphy Bulldogs (10-1) 14, Northside-Pinetown Panthers (8-3) 7

TV: WMYA - MyNet (AVL); EYDO - Bounce TV (GRV/NB); WLFL (RDU)

Streaming: NFHS Network | Radio: WKRK 105.5 FM/1320 AM, Murphy; WTIB 103.7 FM, New Bern

1AA FOOTBALL STATE CHAMPIONSHIP STATE CHAMPIONSHIP PAIRING

Saturday, May 8, 2021 - 12:00 p.m.

Kenan Stadium - University of North Carolina - Chapel Hill, NC

Tarboro Vikings (9-0) 25, East Surry Cardinals (9-2) 7

TV: WMYV - MyNet (GBO); WYDO - Fox (GRV/NB); WRDC - My28 (RDU)

Streaming: NFHS Network | Radio: WDWG 98.5 FM, Rocky Mount; WIFM 100.9 FM, Elkin

2A FOOTBALL STATE CHAMPIONSHIP STATE CHAMPIONSHIP PAIRING

Saturday, May 8, 2021 - 5:00 p.m.

Kenan Stadium - University of North Carolina - Chapel Hill, NC

Reidsville Rams (10-0) 35, Mountain Heritage Cougars (7-2) 6

TV: WMYA - MyNet (AVL); WCCB - CW (CLT); WMYV - MyNet (GBO); EYDO - Bounce (GVL/NB); WRDC - My28 (RDU)

Streaming: NFHS Network | Radio: WSJS 600 AM, Winston-Salem; WKYK 104.7 FM/940 AM, Burnsville

2AA FOOTBALL STATE CHAMPIONSHIP STATE CHAMPIONSHIP PAIRING

Thursday, May 6, 2021 - 7:00 p.m.

Carter-Finley Stadium - NC State University - Raleigh, NC

Salisbury Hornets (9-2) 42, St. Pauls Bulldogs (8-1) 14

TV: WCCB-3 - ME TV (CLT); EYDO - Bounce (GVL/NB)

Streaming: NFHS Network | Radio: WSAT 103.3 FM/1280 AM, Salisbury

3A FOOTBALL STATE CHAMPIONSHIP STATE CHAMPIONSHIP PAIRING

Friday, May 7, 2021 - 7:00 p.m.

Carter-Finley Stadium - NC State University - Raleigh, NC

Charlotte Catholic Cougars (10-1) 14, Havelock Rams (10-1) 7

TV: WCCB-3 - ME TV (CLT); EYDO - Bounce (GVL/NB)

Streaming: NFHS Network | Radio: WNBW 94.1 FM, New Bern

3AA FOOTBALL STATE CHAMPIONSHIP STATE CHAMPIONSHIP PAIRING

Thursday, May 7, 2021 - 7:00 p.m.

Kenan Stadium - University of North Carolina - Chapel Hill, NC

Mount Tabor Spartans (11-0) 24, Cleveland Rams (10-1) 16

TV: WMYA - MyNet (AVL); WCCB-3 MeTV (CLT); WMYV - MyNet (GBO); WRDC - My28 (RDU)

Streaming: NFHS Network | Radio: WSJS 600 AM, Winston-Salem; WKJO 102.3 FM, Clayton; TobaccoRoadSportsRadio.com

4A FOOTBALL STATE CHAMPIONSHIP STATE CHAMPIONSHIP PAIRING

Friday, May 7, 2021 - 7:00 p.m.

Kenan Stadium - University of North Carolina - Chapel Hill, NC

Grimsley Whirlies (11-0) 28, Cardinal Gibbons Crusaders (9-1) 8

TV: ; WMYA - MyNet (AVL); WCCB-3 MeTV (CLT); WMYV - MyNet (GBO); WRDC - My28 (RDU)

Streaming: NFHS Network | Radio: WSJS 600 AM, Winston-Salem; TobaccoRoadSportsRadio.com

4AA FOOTBALL STATE CHAMPIONSHIP STATE CHAMPIONSHIP PAIRING

Saturday, May 8, 2021 - 5:00 p.m.

Carter-Finley Stadium - NC State University - Raleigh, NC

Zebulon B. Vance Cougars (10-1) 35, Rolesville Rams (9-1) 14

TV: WCCB-3 MeTV (CLT); WLFL - CW22 (RDU)

Streaming: NFHS Network | Radio: None



Live video of all eight Championship Games available on the NFHS Network
www.NFHSNetwork.com/NCHSAA



Murphy slips past Northside-Pinetown 14-7 for 10th state title

RALEIGH, NC – The Murphy Bulldogs defense came up with the stops they needed, holding Northside-Pinetown to just six first downs and seven points on their way to winning the 1A State Championship 14-7. The win gave the Bulldogs their tenth Football State Championship in school history, and earning the all-time winningest head football coach in North Carolina history, David Gentry, his ninth state title.

The Bulldogs set the tone early, chewing up 5:39 off the first-quarter clock as they marched 11 plays and 88 yards to go up 6-0 on a two-yard touchdown plunge by Ty Laney with 3:16 to go in the opening quarter. Then the Bulldog defense went to work and shifted the field position in Murphy's favor. After turning the ball over at the four-yard line, Murphy's defense forced a Northside punt.

On the next play from scrimmage, Murphy Quarterback Kellen Rumfelt launched a 55-yard bomb to Isra Smith for a touchdown, lifting the Bulldogs to a 14-0 lead after a successful two-point try, which they maintained through the halftime break. Rumfelt paced the Bulldog attack, throwing for 254 yards and the single touchdown on his way to being selected as the Most Valuable Player of the Game. Payton McCracken garnered Most Outstanding Offensive Player honors for Murphy, hauling in five passes for 113 yards in the game.

The Murphy defense was stingy all afternoon, holding Northside to just 198 yards of total offense and six first downs. The Bulldog defense was keyed by Ray Rathburn, who broke up a pass along with seven tackles in the game as he was chosen as Murphy's Most Outstanding Defensive Player.

The lone score for Northside came in the third quarter as James Gorham, the state's leading rusher this season, according to MaxPreps.com, rolled off a 73-yard touchdown trot with 9:19 to go in the third, trimming the Murphy lead to 14-7. Gorham was selected as Northside's Most Outstanding Performer offensively. The Northside defense kept the Panthers in the game, led by Tyler Harris, who picked up nine tackles in the game on his way to Most Outstanding Defensive honors for the Panthers.



2020-21 1A Championship Statistics

	1	2	3	4	-	T
MURPHY -	7	7	0	0	-	14
NORTHSIDE-PINETOWN-	0	0	7	0	-	7

Qtr-Clock SCORING SUMMARY

1 - 3:16	MUR - T. Laney 2 yd run (T. Laney run failed) (11/88/5:39)
2 - 5:52	MUR - I. Smith 55 yd pass from K. Rumfelt (T. Laney pass from K. Rumfelt good) (1/55/0:09)
3 - 9:19	NS - J. Gorham 73 yd run (C. Tomaini kick good) (2/73/0:52)

Team Statistics	MUR	NS
First Downs	12	6
Rushing (Att - Yds)	38 - 79	33 - 204
Passing (C - Att - Yds - Int)	13 - 17 - 255 - 1	1 - 7 - (-6) - 1
Total Offense (Plays - Yds)	55 - 334	40 - 198
Penalties (# - Yds)	8 - 60	8 - 52
Turnovers	4	2

Passing - MUR: K. Rumfelt 12-15, 254 yd, 1 TD; C. Laney 1-2, 2 yd, 1 INT;
NS: K. Boyd 1-7, -6 yd, 0 TD;

Rushing - MUR: R. Rathburn 15-36 yd; T. Laney 11-33 yd, 1 TD; J. Allen 5-17yd; C. Laney 1-2 yd; K. Rumfelt 3-(-5yd); Team 3-(-4yd). **NS:** J. Gorham 17-147 yd, 1 TD; M. Godley 9-29 yd; T. Modlin 6-14 yd; S. Vansant 1-14 yd.

Receiving - MUR: P. McCracken 5-113 yd; R. Rathburn 3-49 yd; C. Laney 2-31 yd; J. Allen 2-7 yd; I. Smith 1-55 yd, 1 TD; **NS:** S. Vansant 1-(-6) yd.

AWARDS

Northside-Pinetown Defensive M.O.P. - Tyler Harris (LB)
Northside-Pinetown Offensive M.O.P. - James Gorham (RB)
Murphy Defensive M.O.P. - Ray Rathburn (LB)
Murphy Offensive M.O.P. - Payton McCracken (WB)
Most Valuable Player - Murphy - Kellen Rumfelt (QB)

Tarboro wins the rubber match 25-7, knocking off East Surry for the second time in three straight State Championship Game meetings

CHAPEL HILL, NC – In the third straight State Championship Game matchup between the two schools, the Tarboro ground game & speed proved too much for East Surry to overcome, helping the Vikings chew up the clock and race to a 25-7 victory. The win landed Tarboro their seventh State Championship all time and secured Head Coach Jeff Craddock's sixth state title.

Viking running back Tobias Joyner was a wrecking crew with the ball in his hand. He galloped for two long touchdown runs on sweep plays, sprinting 56 and 31 yards, respectively, to paydirt in the opening half of play and helped Tarboro open up an 18-0 halftime advantage. In all, Joyner carried the ball 12 times for 179 yards, posting an average carry of just under 15 yards. He was selected as the game's Most Valuable Player.

After East Surry's opening drive stalled and the Cardinals missed a 35-yard field goal attempt, Tarboro took the ball nine plays and 80 yards to go up 7-0. The Vikings capped off their opening drive with a one-yard touchdown plunge by Jalen Razor, who was selected as the Vikings' Most Outstanding Offensive Performer in the game finishing the game with 45 yards and a score on his 14 carries.

The Viking defense was equally dominant in the game, led by Most Outstanding Defensive Performer Xzavion Pitt. Pitt amassed 8.5 tackles and a quarterback hurry on his way to the award. He helped lead the Tarboro defense that held a potent East Surry attack to just 257 yards of total offense just one year after the Cardinals hung 56 points on the Vikings in the 2019 1AA State Title Game.

The Cardinals were led by Luke Bullington, who had 20 carries for 105 yards in the game on his way to winning the Most Outstanding Offensive Player award for East Surry. Defensively Benji Gosnell led the way for East Surry, racking up nine total tackles in the game, six of them of the solo variety, on his way to being chosen as the Most Outstanding Defensive Player for the Cardinals.

The game was the third straight year that teams from East Surry and Tarboro met in the State Championship Game. It marked only the second time in the 108-year history of the NCHSAA Football State Championships that the same two teams met for the State Championship three years in a row. The only other time was in the Class A Championship Games from 1931 to 1933 when Durham beat Charlotte two out of three years.



2020-21 1AA Championship Statistics

	1	2	3	4	-	T
EAST SURRY -	0	0	0	7	-	7
TARBORO-	12	6	7	0	-	25

Qtr-Clock SCORING SUMMARY

1 - 5:29	TAR - J. Razor 1 yd run (N. Farmer pass failed) (9/80/4:07)
1 - 0:12	TAR - T. Joyner 56 yd run (N. Farmer run failed) (6/85/2:56)
2 - 10:16	TAR - T. Joyner 31 yd run (N. Farmer pass failed) (2/43/1:22)
3 - 8:38	TAR - T. White 5 yd run (L. Dupree kick good) (6/44/3:22)

Team Statistics	ES	TAR
First Downs	16	16
Rushing (Att - Yds)	53 - 312	29 - 129
Passing (C - Att - Yds - Int)	10 - 21 - 128 - 0	2 - 5 - 32 - 0
Total Offense (Plays - Yds)	50 - 257	58 - 344
Penalties (# - Yds)	8 - 57	6 - 62
Turnovers	1	0

Passing - **ES:** F. Boaz 10-21, 128 yd, 1 TD; **TAR:** N. Farmer 2-5, 32 yd;
Rushing - **ES:** L. Bullington 20-107 yd; F. Boaz 8-24 yd; **TAR:** T. Joyner 12-179 yd, 2 TD; J. Razor 14-45 yd; 1 TD; T. Johnson 16-44 yd; T. White 6-29 yd; 1 TD.

Receiving - **ES:** T. Needham 4-64 yd, 1 TD; B. Gosnell 4-56 yd; W. Hiatt 1-7 yd; C. Hawks 1-1yd; **TAR:** J. Williams 1-40 yd; N. Black 1-(-8 yd).

AWARDS

East Surry Defensive M.O.P - Benji Gosnell (LB)
East Surry Offensive M.O.P - Luke Bullington (WR)
Tarboro Defensive M.O.P - Xavion Pitt (LB)
Tarboro Offensive M.O.P - Jalen Razor (RB)
Most Valuable Player - Tarboro - Tobias Joyner (RB)

Reidsville routs Mountain Heritage 35-6 to win third straight title

CHAPEL HILL, NC – Reidsville rolled past Mountain Heritage 35-6 in the 2A State Championship Game, claiming the school's NCHSAA record 19th State Football Championship. Kyle Pinnix and the Rams offense used their multiple weapons and formations to make the Cougars defend the width of the field, capitalizing on holes with speed, on their way to 407 yards of total offense.

Mountain Heritage did their best to keep the powerful Rams offense off the field, holding possession on the opening drive for more than eight and a half minutes of the first quarter. As they did for the entire game, despite giving up a few first downs, the Rams defense managed to get stops in key situations. Kahree Hayes led the Rams defense with 10 tackles and was selected as the Rams Most Outstanding Defensive Player.

When the Rams finally got their hands on the ball, they were able to strike quickly when Pinnix broke more than half a dozen tackles on his way to a 61-yard touchdown with just 19 seconds to go in the opening quarter putting Reidsville in front 7-0.

The next Reidsville possession was equally successful with Pinnix finding Cam Peoples for a 69-yard touchdown pass to go up 14-0. The Rams closed out the half with a strong nine play, 46-yard drive capped off by a fourth and goal, a one-yard touchdown run by Stevion Harrison with just nine seconds remaining before the half.

Breon Pass brought a nice return of the second-half opening kick to the Mountain Heritage 35, setting Reidsville up with a short field. The Rams made quick work of the 35 yards, covering it in four plays with Pass hauling in a six-yard touchdown pass from Pinnix to go up 28-0. Pass hauled in 5 receptions with 88 yards and two touchdowns as he was selected the Rams Most Outstanding Offensive Player.

Reidsville was highly efficient, scoring four touchdowns on their first four possessions of the game on the way to building that 28-0 lead. Pinnix finished the game with 229 yards through the air and 3 touchdowns. He added another 91 yards on the ground with the one score on his way to being named the Most Valuable Player in the game.

Mountain Heritage moved the ball some on the ground, rushing for 241 yards on 58 plays. Gabe Silvers, the Cougars quarterback, handled most of the rushing duties for Mountain Heritage, carrying 29 times for 123 yards in the game. He was selected as the Most Outstanding Player for the Cougars. Jakob McCool was the Most Outstanding Player for the Cougar defense, finishing the game with six tackles and an interception.



2020-21 2A Championship Statistics

	1	2	3	4	-	T
MOUNTAIN HERITAGE -	0	0	0	6	-	6
REIDSVILLE -	7	14	7	7	-	35

Qtr-Clock SCORING SUMMARY

1 - 0:19	RHS - K. Pinnix 61 yd run (A. Franson kick good) (6/77/2:54)
2 - 6:28	RHS - C. Peoples 69 yd pass from K. Pinnix (A. Franson kick good) (1/69/0:13)
2 - 0:09	RHS - S. Harrison 1 yd run (A. Franson kick good) (9/46/4:06)
3 - 10:52	RHS - B. Pass 6 yd pass from K. Pinnix (A. Franson kick good) (4/35/1:08)
4 - 4:59	RHS - B. Pass 53 yd pass from K. Pinnix (A. Franson kick good) (5/87/2:12)
4 - 0:22	MH - L. Higgins 2 yd run (J. Branton rush failed) (6/63/2:01)

Team Statistics

	MH	RHS
First Downs	15	12
Rushing (Att - Yds)	54 - 241	24 - 166
Passing (C - Att - Yds - Int)	1 - 4 - 8 - 1	13 - 15 - 241 - 1
Total Offense (Plays - Yds)	58 - 249	39 - 407
Penalties (# - Yds)	6 - 50	6 - 69
Turnovers	1	1

Passing - MH: G. Silvers 1-4, 8 yd; **RHS:** K. Pinnix 12-14, 229 yd, 3 TD; A. Lee 1-1; 12 yd;

Rushing - MH: G. Silvers 29-123 yd; K. Hall 7-47 yd; J. Branton 7-40 yd; J. McCool 5-20 yd; **RHS:** K. Pinnix 7-91 yd, 1 TD; S. Harrison 13-73 yd, 1 TD; C. Peoples 1-10 yd; D. Larry 1-1 yd.

Receiving - MH: J. Branton 1-8 yd; **RHS:** B. Pass 5-88 yd, 3 TD; C. Peoples 3-104 yd, 1 TD; J. Miller 1-22 yd; J. Robinson 1-15 yd

AWARDS

Mountain Heritage Defensive M.O.P. - Jakob McCool (CB)

Mountain Heritage Offensive M.O.P. - Gabe Silvers (QB)

Reidsville Defensive M.O.P. - Kahree Hayes (FS)

Reidsville Offensive M.O.P. - Breon Pass (WR)

Most Valuable Player - Reidsville - Kyle Pinnix (QB)

Salisbury rolls past St. Pauls 42-14

RALEIGH, NC – Salisbury won the school's fourth football State Championship by rushing past St. Pauls 42-14. Hornets QB Vance Honeycutt collected the game's MVP honors scoring four touchdowns on the ground and throwing for another in the game.

The Hornets started fast, with Honeycutt cashing in on their first possession on a four-yard touchdown run after a nine-play, 70-yard drive. The next Salisbury possession found paydirt as well when Honeycutt capped off a five-play, 55-yard drive with a 5-yard touchdown dash to go up 14-0.

St. Pauls battled back in the latter stages of the first quarter as the Bulldogs got on the board when Waltay Jackson hauled in a 14-yard touchdown pass from Mikail Breeden with 3:05 to go in the first quarter. After recovering a Hornet fumble, St. Pauls marched six plays and 28 yards to tie the game at 14 when Daekwon Payne recovered a loose ball in the endzone after a two-yard run by Demonta Williams.

Salisbury got a pair of touchdowns in the closing minutes of the second quarter, one on a 17 yard run from JyMikaah Wells and a ten-yard scoring sprint by Honeycutt to take a 28-14 lead into the locker room at halftime.

Honeycutt played a hand in both second-half touchdowns for the Hornets, ripping off a six-yard touchdown run late in the third quarter and throwing for another, finding Jalon Walker from 25 yards out through the air for another. Honeycutt wrapped up the night with 105 yards through the air and 110 yards on the ground.

JyMikaah Wells was the Most Outstanding Offensive Player of the game for Salisbury, winning the award with 144 yards on 22 carries and a touchdown. Nicholas Hall was the Most Outstanding Defensive Player for the Hornets, racking up 10 tackles, including 1.5 tackles for a loss from his defensive line spot.

The Bulldogs' Waltay Jackson was the team's Most Outstanding Offensive Player award winner. Jackson caught 10 passes for 72 yards and a score. Elston Powell was the Most Outstanding Defensive Player for the game, making eight tackles in the game.



2020-21 2AA Championship Statistics

	1	2	3	4	-	T
SALISBURY -	14	14	7	7	-	42
ST. PAULS-	7	7	0	0	-	14

Qtr-Clock SCORING SUMMARY

1 - 8:07	SAL - V. Honeycutt 4 yd run (W. Robbins kick good) (9/70/2:31)
1 - 5:21	SAL - V. Honeycutt 5 yd run (W. Robbins kick good) (5/44/1:13)
1 - 3:05	SP - W. Jackson 14 yd pass from M. Breeden (A. Hajran kick good) (7/55/2:09)
2 - 11:54	SP - D. Williams 2 yd run & fumble recovery for TD by D. Payne (A. Hajran kick good) (6/28/2:06)
2 - 5:23	SAL - J. Wells 17 yd run (W. Robbins kick good) (5/57/1:18)
3 - 1:47	SAL - V. Honeycutt 6 yd run (W. Robbins kick good) (7/99/2:08)
4 - 10:28	SAL - J. Walker 25 yd pass from V. Honeycutt (W. Robbins kick good) (4/36/1:32)

Team Statistics	SAL	SP
First Downs	21	14
Rushing (Att - Yds)	49 - 290	34 - 131
Passing (C - Att - Yds - Int)	8 - 12 - 105 - 0	17 - 29 - 104 - 1
Total Offense (Plays - Yds)	61 - 395	63 - 235
Penalties (# - Yds)	8 - 63	7 - 44
Turnovers	2	2

Passing - **SAL:** V. Honeycutt 8-12, 105 yd, 1 TD; **SP:** M. Breeden 17-29, 104 yd, 1 TD;

Rushing - **SAL:** J. Wells 22-144 yd, 1 TD; V. Honeycutt 17-110 yd, 4 TD; M. Geter 5-54 yd; J. Booker 1-0 yd; **TEAM** 4-(-18 yd). **SP:** K. Baldwin 15-56 yd; M. Breeden 13-45 yd; D. Williams 6-30 yd; D. Payne 1 TD.

Receiving - **SAL:** M. Cook 4-32 yd; J. Walker 2-47 yd, 1 TD; M. Geter 1-16 yd; D. Walker 1-10 yd; **SP:** W. Jackson 10-72 yd, 1 TD; N. Wactor 4-14 yd; E. Powell 2-1 yd; W. Ford 1-17 yd.

AWARDS

St. Pauls Defensive M.O.P. - Elston Powell (CB)
St. Pauls Offensive M.O.P. - Waltay Jackson (WR)
Salisbury Defensive M.O.P. - Nicholas Hall (DT)
Salisbury Offensive M.O.P. - JyMikaah Wells (RB)
Most Valuable Player - Salisbury - Vance Honeycutt (QB)

Charlotte Catholic defense shines in 14-7 win over Havelock as Cougars get fourth straight state title

RALEIGH, NC – Charlotte Catholic held off Havelock 14-7 to win the school's fourth straight 3A State Championship. The Cougars did all of their offensive damage in the first half, but it was the Cougar defense that shined holding Havelock to just 201 yards of total offense in the game.

Charlotte Catholic's Liam Barbee was named the game's Most Valuable Player, leading all players with 13 tackles on the night. Connor Dougherty racked up 11 tackles for the Cougars, earning Most Outstanding Defensive Player honors for the game. The two players' efforts helped to stymie one of the most potent offenses in 3A football this year.

Charlotte Catholic jump-started their offense with a halfback pass by Paul Neel that found Adam Franek for a 36-yard touchdown with 7:29 to go up 7-0. Havelock answered with a six-play, 63-yard drive capped off by a one-yard touchdown run by Kamarro Edmonds to tie it at 7 with 11:23 to go in the first half. Edmonds finished with 61 yards on 15 carries and was selected as the Most Outstanding Offensive Player for the Rams.

The Cougars took the ensuing possession straight down the field and were knocking on the door of the redzone after just five plays. Jack Larsen hauled in a 20-yard pass from Sean Boyle to cap an 81-yard drive and put Charlotte Catholic in front for good with 9:50 to play in the first half.

Havelock was equally stingy defensively, thwarting the Cougars' ground game and holding them to just 245 yards of total offense. Kamron Hoover played exceptionally at defensive back, making six tackles, two of them for a loss, breaking up two passes and pulling in an interception. Hoover was selected as the Rams' Most Outstanding Defensive Player.



2020-21 3A Championship Statistics

	1	2	3	4	-	T
CHARLOTTE CATHOLIC -	7	7	0	0	-	14
HAVELOCK-	0	7	0	0	-	7

Qtr-Clock SCORING SUMMARY

1 - 7:29	CC - A. Franek 36 yd pass from P. Neel (J. Jones kick good) (9/73/4:31)
2 - 11:23	HAV - K. Edmonds 1 yd run (W. Ferry kick good) (6/63/2:15)
2 - 9:50	CC - J. Larsen 20 yd pass from S. Boyle (J. Jones kick good) (6/81/1:24)

Team Statistics	CC	HAV
First Downs	14	11
Rushing (Att - Yds)	36 - 125	32 - 103
Passing (C - Att - Yds - Int)	6 - 13 - 120 - 2	17 - 25 - 98 - 1
Total Offense (Plays - Yds)	49 - 245	57 - 201
Penalties (# - Yds)	4 - 46	9 - 98
Turnovers	2	1

Passing - CC: S. Boyle 5-12, 84 yd, 1 TD; P. Neel 1-1, 36 yd, 1 TD; **HAV:** A. Frazier 17-25, 98 yd;

Rushing - CC: R. Henley 10-85 yd; J. Brewer 7-23 yd; S. Boyle 5-14 yd; P. Neel 1-11 yd; Team 3-(-8 yd). **HAV:** K. Edmonds 15-61 yd, 1 TD; J. Budget 5-31 yd; A. Frazier 10-31 yd; Team 2-(-20 yd).

Receiving - CC: J. Larsen 3-45 yd, 1 TD; A. Franek 1-48 yd, 1 TD; R. Henley 1-15 yd; R. McKernan 1-12 yd; **HAV:** K. Hoover 9-69 yd; J. Vereen 4-26 yd; K. Edmonds 2-4 yd; J. Moore 1-4 yd; J. Lockhart 1-(-5 yd)

AWARDS

Havelock Defensive M.O.P. - Kamron Hoover (DB)

Havelock Offensive M.O.P. - Kamarro Edmonds (RB)

Charlotte Catholic Defensive M.O.P. - Connor Dougherty (DE)

Charlotte Catholic Offensive M.O.P. - Sean Boyle (QB)

Most Valuable Player - Charlotte Catholic - Liam Barbee (MLB)

Mt. Tabor holds off Cleveland 24-16 for first State Championship

CHAPEL HILL, NC – Lance Patterson was a man on a mission. The junior wide receiver and defensive back from Mount Tabor were always around the football, offensively and defensively, leading the Spartans past Cleveland 24-16 on his way to being named the 3AA Football Championship Most Valuable Player and claiming the school's first football State Championship.

Patterson broke the ice early as Tyress McIntyre found him wide open for a 70-yard scoring strike with 6:55 left in the first quarter to put Mount Tabor in front 7-0. The touchdown catch was one of three total touchdowns on the night for Patterson, who also scored on a seven-yard run late in the second quarter to put the Spartans in front 14-7 at halftime. McIntyre was selected as the Most Outstanding Offensive Player of the game for the Spartans, throwing for 164 yards and a score while rushing for 21 yards.

MVP Patterson was outstanding defensively as well, scooping up a Cleveland fumble on the opening possession of the second half and sprinting 31 yards for a touchdown to put the Spartans in front 21-7. As Cleveland began to mount a drive to answer the score, Patterson came up with a huge interception down the right sideline, thwarting any building momentum Cleveland had managed.

After bringing pressure on a punt from the endzone with 3:58 to go in the game, Cleveland earned a safety, cutting the Tabor lead to 24-16. The Rams took the ensuing possession down the field into the redzone before the drive stalled out, turning the ball over on downs to the Spartans and essentially ending the Cleveland chances for a comeback. Jamari Slade led the Mount Tabor defense, picking up four tackles and two of them for a loss on his way to being named the Most Outstanding Defensive Player for Mount Tabor.

Cleveland kept the game close all night with the Rams defense coming up with several stops deep in their own territory in the first half that could have put the game out of reach. Deonte Lewis was a leader defensively for Cleveland, racking up five total tackles on the night, including 3.5 for a loss. He was named the Most Outstanding Player defensively for Cleveland.

Skyler Locklear did his best to keep Cleveland in touch with the Spartans, as the junior QB tossed for 189 yards and a score during the game. Locklear added 18 yards on the ground and extended several plays, making tough throws in traffic to the sideline regularly. He was named the Most Outstanding Offensive Player of the game for the Rams.

Locklear did not have both touchdown passes for Cleveland, as he was knocked from the game when his helmet came off on a first down scramble in the red zone. Then on second down from the Spartan 18, the Rams went to the Wildcat package and freshman Cameron Goins came in, tossing a fade route into the corner, finding Carter Griffith, who made a great contested catch to tie the game at 7 with 8:05 to go in the first half.



2020-21 3AA Championship Statistics

	1	2	3	4	-	T
MOUNT TABOR -	7	7	7	3	-	24
CLEVELAND-	2	7	7	2	-	16

Qtr-Clock SCORING SUMMARY

1 - 6:55	MT - L. Patterson 70 yd pass from T. McIntyre (E. Trinh kick good) (2/63/0:50)
2 - 8:05	CLE - C. Griffith 18 yd pass from C. Goins (S. Zayyad kick good) (8/97/8:38)
2 - 0:29	MT - L. Patterson 7 yd run (E. Trinh kick good) (8/55/2:08)
3 - 11:04	MT - L. Patterson 31 yd fumble recovery (E. Trinh kick good)
3 - 4:36	CLE - N. Roccio 30 yd pass from S. Locklear (S. Zayyad kick good) (8/70/3:30)
4 - 11:07	MT - E. Trinh 27 yd FG good (11/62/4:30)
4 - 3:58	CLE - Team Safety

Team Statistics	MT	CLE
First Downs	14	18
Rushing (Att - Yds)	35 - 133	30 - 81
Passing (C - Att - Yds - Int)	10 - 13 - 182 - 0	18 - 29 - 207 - 2
Total Offense (Plays - Yds)	48 - 315	59 - 288
Penalties (# - Yds)	8 - 75	4 - 20
Turnovers	0	3

Passing - MT: T. McIntyre 9-12, 164 yd, 1 TD; C. Wilborn 1-1, 18 yd; **CLE:** S. Locklear 17-28, 189 yd, 1 TD; C. Goins 1-1, 18 yd, 1 TD;

Rushing - MT: L. Patterson 4-71 yd, 1 TD; B.J. McIntyre 13-57 yd; T. McIntyre 10-21 yd; K. Perez 3-2yd; **CLE:** I. Piatek 9-33 yd; C. Goins 4-20 yd; S. Locklear 14-18 yd; A. Johnson 3-10 yd.

Receiving - MT: L. Patterson 4-102 yd, 1 TD; K. Perez 2-23 yd; M. Hague 1-19 yd; T. McIntyre 1-18 yd. **CLE:** C. Griffith 8-118 yd, 1 TD; N. Roccia 3-56 yd, 1 TD; J. Middleton 3-13 yd; I. Piatek 2-17 yd.

AWARDS

Cleveland Defensive M.O.P. - Deonte Lewis (LB)

Cleveland Offensive M.O.P. - Skyler Locklear (QB)

Mount Tabor Defensive M.O.P. - Jamari Slade (FS)

Mount Tabor Offensive M.O.P. - Tyreese McIntyre (QB)

Most Valuable Player - Mount Tabor - Lance Patterson (WR/DB)

Grimsley overpowers Gibbons 28-8

CHAPEL HILL, NC – The Grimsley Whirlies defense came to play, forcing four turnovers and limiting Cardinal Gibbons to 250 yards of total offense on their way to a 28-8 victory in the 4A State Championship Game. The Whirlies collected the program's first State Championship since the name of the school changed from Greensboro High to Grimsley in 1962.

In what appeared to settle into a defensive struggle in the early going, the game's Most Valuable Player, as selected by the media, was Grimsley QB Alonza Barnett who opened the scoring on a five-yard touchdown run with 1:27 to go in the opening quarter. Barnett's run helped the Whirlies capitalize on the first of the Crusaders' turnovers, plunging into the endzone to cap a four-play, 26-yard drive.

Gibbons was able to win the field position battle with an outstanding punt by Carter Gray that pinned the Whirlies down inside their own one-yard line to start the second quarter. The Crusader defense managed to put some pressure on Barnett who was called for intentional grounding on a throw from the endzone, forcing a safety and putting the Crusaders on the board in the early minutes of the second quarter.

After the safety, the two teams traded possessions until Connor Clark was intercepted by Nate Crawford with less than a minute to play in the half. Crawford returned the pick all the way to the Gibbons 24. On the second play of the late first-half drive, Barnett found Lawson Albright in the back of the endzone for an 11-yard touchdown to stretch Grimsley's lead to 14-2.

Barnett finished the game with 87 yards through the air and one touchdown pass, netting 30 yards on the ground to go with his ice-breaking touchdown run. He took great care of the football, not throwing an interception on his 17 pass attempts.

Jeiel Melton powered the Grimsley ground game, racking up 116 yards and a touchdown in the game on his way to being named the Most Outstanding Offensive Player for the Whirlies. Tamoryer Thompson led the way for the Whirlies defense, picking up 3.5 tackles in the game including a pair of sacks and recording two additional quarterback pressures. Thompson was selected as the Most Outstanding Defensive Player for Grimsley.

Donovan Shepard was the bell cow for the Crusader offense, named the Most Outstanding Offensive Player for Gibbons as he led the team with 124 rushing yards and added a 15-yard reception out of the backfield. Shepard did not find the endzone but made several key runs to keep Crusader drives alive and help move the offense forward against a stingy Grimsley front. Jake Ladd was selected as the Crusaders' Most Outstanding Defensive Player, tallying three tackles and two fumble recoveries in the game.



2020-21 4A Championship Statistics

	1	2	3	4	-	T
GRIMSLEY -	7	7	0	14	-	28
CARDINAL GIBBONS-	0	2	0	6	-	8

Qtr-Clock	SCORING SUMMARY
1 - 1:27	GRIM - A. Barnett 5 yd run (J. Henry kick good) (4/26/2:21)
2 - 10:43	CG - Team Safety (Int. Grounding from EZ)
2 - 0:17	GRIM - L. Albright 11 yd pass from A. Barnett (J. Henry kick good) (2/24/0:27)
4 - 8:03	GRIM - J. Melton 9 yd run (J. Henry kick good) (11/92/4:45)
4 - 7:24	CG - M. Shotwell 41 yd pass from C. Clark (B. Biestek pass failed) (2/54/0:30)
4 - 4:37	GRIM - C. Curtain 38 yd INT return (J. Henry kick good)

Team Statistics	GRIM	CG
First Downs	17	15
Rushing (Att - Yds)	35 - 143	31 - 106
Passing (C - Att - Yds - Int)	11 - 17 - 87 - 0	14 - 36 - 144 - 4
Total Offense (Plays - Yds)	52 - 230	67 - 250
Penalties (# - Yds)	8 - 67	6 - 57
Turnovers	2	4

Passing - GRIM: A. Barnett 11-17, 87 yd, 1 TD; **CG:** C. Clark 13-33, 128 yd, 1 TD; 4 INT; Z. Field 1-3, 16 yd.

Rushing - GRIM: J. Melton 17-116 yd, 1 TD; A. Barnett 16-30 yd, 1 TD; A. Shaw 1-0 yd; Team 1-(-3 yd). **CG:** D. Shepard 19-124 yd; B. Biestek 7-27 yd; Team 1-(-8 yd); C. Clark 3-(-12 yd).

Receiving - GRIM: A. Dunkins 4-20 yd; L. Albright 2-25, 1 TD; C. Tutuh 2-19 yd; T. Resper 2-12 yd; **CG:** B. Biestek 8-34 yd; J. Fortney 4-54 yd; M. Shotwell 1-41 yd, 1 TD, D. Shepard 1-15 yd.

AWARDS

Cardinal Gibbons Defensive M.O.P. - Jake Ladd (DL)

Cardinal Gibbons Offensive M.O.P. - Donovan Shepard (RB)

Grimsley Defensive M.O.P. - T. Thompson (DE)

Grimsley Offensive M.O.P. - Jeiel Melton (RB)

Most Valuable Player - Grimsley - Alonza Bryant (QB)

Vance grabs second straight championship with 35-14 win over Rolesville

RALEIGH, NC – The Vance Cougars knocked out Rolesville 35-14 to win their second straight State Championship. Austin Grier threw for 200 yards and three touchdowns to lead the Cougars and grab the game's Most Valuable Player honors.

Grier sealed his MVP award with a pair of third-quarter touchdown passes, both to Asuani Allen to push the Vance lead out to 35-14 with 3:03 to go in the third quarter before the Vance offense watched their crushing defense bring things home in the fourth.

The Vance offense was simply prolific, rushing for 331 yards and two scores in the game, as the Cougars racked up 531 yards of total offense in the win. Meanwhile, the Cougar defense was miserly, holding the Rams to just 67 yards of total offense in the game. The Cougars were led defensively by Jalen Swindell who had six tackles, including a sack and 2.5 tackles for a loss on his way to Most Outstanding Defensive Player honors.

Grier got started on his day early, hitting Armon Wright for a 59-yard score just two minutes into the game to go up 7-0. Rolesville answered the early bell, punching back with a touchdown of their own on a 13-yard pass from Byrum Brown to Noah Rogers to tie the game with 6:12 to go in the opening quarter. Rogers collected Most Outstanding Offensive Player recognition for Rolesville, picking up five receptions and 69 yards to go with his two scores.

Vance jumped back in front in the second when Kevin Conception grabbed a pass from Grier and went 14 yards to the house. The Cougars point after attempt was blocked and Vance held a 13-7 lead. Rolesville took the lead just under two minutes later when Rogers hauled in a six-yard touchdown pass from Brown, converting the point after to take their only lead of the game at 14-13 with 6:33 to go in the first half.

Just before halftime, the Cougars snatched the lead back when Dylan Smothers dashed nine yards to paydirt to cap a 12 play, 80-yard drive that ended with just 1:38 to go in the half. Smothers ran for 97 yards on just 12 carries, bringing home Most Outstanding Offensive Performer hardware.

Though they drew a very difficult assignment, trying to contain the Vance skill players, the Rolesville defense performed well, particularly in the first half. Jacorrey Bible finished the night with a game-high 17 tackles, including four tackles for loss. He was named the Most Outstanding Defensive Player for the Rams.



2020-21 4AA Championship Statistics

	1	2	3	4	-	T
Z.B. VANCE -	7	13	15	0	-	35
ROLESVILLE-	7	7	0	0	-	14

Qtr-Clock SCORING SUMMARY

1 - 9:58	VAN - A. Wright 59 yd pass from A. Grier (M. Benitez kick good) (3/62/1:16)
1 - 6:12	ROL - N. Rogers 13 yd pass from B. Brown (D. Versteegen kick good) (5/24/1:45)
2 - 8:29	VAN - K. Conception 14 yd pass from A. Grier (M. Benitez kick blocked) (7/70/3:55)
2 - 6:33	ROL - N. Rogers 6 yd pass from B. Brown (D. Versteegen kick good) (4/28/1:45)
2 - 1:38	VAN - D. Smothers 9 yd run (M. Benitez kick good) (12/80/4:55)
3 - 7:46	VAN - A. Allen 27 yd pass from A. Grier (M. Benitez kick good) (6/80/1:38)
3 - 3:03	VAN - A. Allen 43 yd run (D. Smothers run good) (2/49/0:39)

Team Statistics	VAN	ROL
First Downs	18	8
Rushing (Att - Yds)	44 - 331	25 - (-16)
Passing (C - Att - Yds - Int)	14 - 19 - 200 - 0	12 - 30 - 83 - 0
Total Offense (Plays - Yds)	63 - 531	55 - 67
Penalties (# - Yds)	24 - 187	4 - 20
Turnovers	1	0
Passing - VAN: A. Grier 14-19, 200 yd, 3 TD; ROL: B. Brown 12-29, 83 yd, 2 TD; E. Harris 0-1.		
Rushing - VAN: D. Smothers 12-97 yd, 1 TD; J. Morris 11-86 yd; A. Grier 11-86 yd; A. Allen 5-60 yd; J. Burton 1-4 yd; K. Conception 3-4 yd; Team 1-(-6 yd); ROL: D. Dunn 3-12 yd; I. Jones 10-10 yd; J. Butts 1-0 yd; O. Ford 4-3yd; E. Harris 1-(-4 yd); B. Brown 6-(-34 yd).		
Receiving - VAN: K. Conception 4-37 yd, 1 TD; A. Allen 3-31 yd, 1 TD; A. Wright 2-81 yd, 1 TD; S. Yates 2-43 yd; J. Morris 2-9 yd; D. Smothers 1-(-1 yd). ROL: N. Rogers 5-69 yd, 2 TD; Jones Amen Hete 3-11 yd; C. Rogers 2-7 yd; I. Jones 1-3 yd; E. Harris 1-(-7 yd).		

AWARDS

Rolesville Defensive M.O.P. - Jacorrey Bible (OLB)
Rolesville Offensive M.O.P. - Noah Rogers (WR)
Z.B. Vance Defensive M.O.P. - Jalen Swindell (DL)
Z.B. Vance Offensive M.O.P. - Dylan Smothers (RB)
Most Valuable Player - Z.B. Vance - Austin Grier (QB)

NCHSAA State Championship Participating Statistical Leaders (according to MaxPreps.com on May 3, 2021)

PASSING			RUSHING			RECEIVING					
	C-Att	YD	TD		Att	YD	TD		Rec	YD	TD
1) Skyler Locklear (Cleveland)	147-223	2086	24	1) James Gorham (Northside-P)	123	1473	23	1) Kamron Hoover (Havelock)	50	852	8
2) Andrew Frazier (Havelock)	124-167	1881	30	2) Kemarion Baldwin (St. Pauls)	131	1323	15	2) Layton Allen (East Surry)	36	716	6
3) Byrum Brown (Rolesville)	108-205	1879	20	3) JyMikaah Wells (Salisbury)	179	1156	13	3) Breon Pass (Reidsville)	30	670	9
4) Folger Boaz (East Surry)	106-168	1814	18	4) Paul Neel (Char. Catholic)	158	1044	13	4) Cyrus Rogers (Rosewood)	45	616	4
5) Alonza Barnett III (Grims.)	125-196	1719	22	5) Ste'vian Harrison (Reidsville)	107	1008	19	5) Benji Gosnell (East Surry)	35	608	7
6) Kyle Pinnix (Reidsville)	83-133	1545	22	6) Luke Bullington (E. Surry)	140	976	20	6) Jashawn Middleton (Cleveland)	45	602	5
7) Connor Clark (Car. Gibbons)	87-138	1339	17	7) Kamarro Edmonds (Havelock)	70	916	15	7) Noah Rogers (Rolesville)	26	591	9
8) Mikail Breeden (St. Pauls)	51-101	953	12	8) Gabe Silvers (Mtn. Heritage)	125	890	11	8) Nick Roccia (Cleveland)	23	489	5
9) Kellen Rumpfelt (Murphy)	51-91	843	8	9) Jaylen Budget (Havelock)	89	812	10	9) Waltay Jackson (St. Pauls)	23	481	7
10) Sean Boyle (Char. Catholic)	44-73	657	9	10) Jeiel Melton (Grimsley)	151	799	9	10) Tyson Resper (Grimsley)	30	452	5
11) Vance Honeycutt (Salis.)	51-96	623	6	11) Mitch Godley (Northside-P)	139	781	9	11) Carter Griffith (Cleveland)	29	426	3
12) Keifer Boyd (Northside-P)	23-46	504	8	12) B.J. McIntyre (Mt. Tabor)	90	768	11	12) Brock Biestek (Car. Gibbons)	35	419	4
13) Tyress McIntyre (Mt. Tab)	31-58	498	7	13) Davon Dunn (Rolesville)	128	759	9	13) William Ford (St. Pauls)	17	390	3
14) Gabe Silvers (Mtn. Her.)	21-42	330	10	14) Donovan Shepard (Car. Gibb.)	101	748	4	14) Lawson Albright (Grimsley)	27	368	2
15) Najee Farmer (Tarboro)	14-23	304	4	15) Jalen Razor (Tarboro)	72	740	16	15) Anthony Dunkins (Grimsley)	23	366	8
16) Z.B. Vance - No Report				16) Omarion Hampton (Cleveland)	58	685	13	16) Carson Seth Hawks (E. Surry)	23	360	3
				17) Vance Honeycutt (Salisbury)	107	673	10	17) Jack Larsen (Char. Catholic)	16	340	5
				18) Brock Biestek (Car. Gibbons)	75	653	8	18) Ethan Harris (Rolesville)	18	334	6
				19) Travis Johnson (Tarboro)	63	643	14	19) Javonte Vereen (Havelock)	20	323	10
				20) Tobias Joyner (Tarboro)	57	605	11	20) Payton McCracken (Murphy)	16	321	1
				21) Byrum Brown (Rolesville)	90	602	10	21) Tyler Modlin (Northside-Pine)	14	306	7
				22) Kason Hall (Mtn. Heritage)	95	526	7	22) Christian Tutuh (Grimsley)	24	305	6
				23) Demonta Williams (St. Pauls)	67	515	6	23) Marcus Cook (Salisbury)	19	279	3
				24) Ray Rathburn (Murphy)	70	507	5	24) Jaden Robinson (Reidsville)	14	275	5
				25) Vance (No Report)				25) Micah Taylor (Tarboro)	9	257	3
								26) Lance Patterson (Mt. Tabor)	14	256	3
								27) Cam Peoples (Reidsville)	11	214	2
								28) Jalen Branton (Mtn. Heritage)	9	127	4
								29) Vance - No Report			

1A FOOTBALL STATE CHAMPIONSHIP REGIONAL FINALS SCORES

EAST

#5 Northside-Pinetown (8-2) 47, #2 Northampton Co. (3-4) 6



WEST

#4 Murphy (9-1) 24, #2 Robbinsville (8-1) 14



1AA FOOTBALL STATE CHAMPIONSHIP REGIONAL FINALS SCORES

EAST

#1 Tarboro (8-0) 66, #2 Louisburg (6-3) 13



WEST

#2 East Surry (9-1) 41, #8 Polk County (5-2) 7



2A FOOTBALL STATE CHAMPIONSHIP REGIONAL FINALS SCORES

EAST

#1 Reidsville (9-0) 49, #3 Northeastern (6-1) 28



WEST

#2 Mountain Heritage (7-1) 30, #1 Hendersonville (7-3) 29



2AA FOOTBALL STATE CHAMPIONSHIP REGIONAL FINALS SCORES

EAST

#2 St. Pauls (8-0) 34, #1 Washington (7-2) 23



WEST

#7 Salisbury (8-2) 24, #1 North Davidson (8-2) 21



3A FOOTBALL STATE CHAMPIONSHIP REGIONAL FINALS SCORES

EAST

#3 Havelock (10-0) 49, #5 Western Alamance (9-1) 17



WEST

#4 Charlotte Catholic (9-1) 24, #7 Monroe (7-3) 14



3AA FOOTBALL STATE CHAMPIONSHIP REGIONAL FINALS SCORES

EAST

#1 Cleveland (10-0) 49, #7 Clayton (8-2) 21



WEST

#2 Mount Tabor (10-0) 24, #8 Dudley (8-2) 20



4A FOOTBALL STATE CHAMPIONSHIP REGIONAL FINALS SCORES

EAST

#1 Cardinal Gibbons (9-0) 30, #3 New Bern (7-2) 14



WEST

#1 Grimsley (9-0) 28, #6 Butler (8-2) 21



4AA FOOTBALL STATE CHAMPIONSHIP REGIONAL FINALS SCORES

EAST

#2 Rolesville (9-0) 24, #5 Wake Forest (7-2) 21



WEST

#5 Z.B. Vance (9-1) 42, #2 Myers Park (9-1) 7



LAST REGIONAL FINALS APPEARANCE

Butler - 2013 4AA - L @ Mallard Creek 56-14
 Cardinal Gibbons - 2019 4A - W vs. Scotland 22-15
 Charlotte Catholic - 2019 3A - W vs. Kings Mountain 56-49 (7 OT)
 Clayton - 2002 3AA - L vs. Dudley 36-21
 Cleveland - 2018 3AA - L @ Southeast Guilford 37-33
 Dudley - 2016 4A - W @ Charlotte Catholic 21-10
 East Surry - 2019 1AA - W vs. Mitchell 35-28
 Grimsley - 2019 4A - L vs. East Forsyth 21-20
 Havelock - 2018 3A - L vs. Jacksonville 41-34
 Hendersonville - 2008 1AA - L @ Thomasville 28-21
 Louisburg - First Appearance
 Monroe - 2016 2AA - L @ Shelby 28-7
 Mount Tabor - 2018 3AA - L vs. Weddington 45-12
 Mountain Heritage - 2017 2A - L @ Reidsville 27-20
 Murphy - 2018 1A - W vs. Robbinsville 28-6
 Myers Park - 2018 4AA - L @ Z.B. Vance 21-13

New Bern - 2014 4A - W vs. Hoggard 49-14
 North Davidson - 2018 2AA - W @ Ledford 24-7
 Northampton - 2019 1A - W @ North Edgecombe 20-12
 Northeastern - 2019 2A - W @ Clinton 23-8
 Northside-Pinetown - 2004 1A - L @ Southside 32-0
 Polk County - First Appearance
 Reidsville - 2019 2A - W vs. West Stokes 63-13
 Robbinsville - 2019 1A - W vs. Thomas Jefferson 28-14
 Rolesville - First Appearance
 Salisbury - 2019 2AA - W @ Randleman 14-7
 St. Pauls - 1992 2A - L vs. West Brunswick 39-14
 Tarboro - 2019 1AA - W vs. John A. Holmes 35-6
 Vance, Z.B. - 2019 4AA - W @ Richmond Co. 38-7
 Wake Forest - 2019 4AA - L vs. Leesville Road 21-10
 Washington - 2014 2AA - W vs. Northeastern 41-17
 Western Alamance - 2017 3A - L vs. Havelock 41-14

REGIONAL FINALS ROUND NOTES

By the Numbers

- Ten defending Regional Champions return to the Regional Finals this year. 2019 Regional Champions included: Cardinal Gibbons (4A East), Charlotte Catholic (3A West), East Surry (1AA West), Northampton County (1A East), Northeastern (2A East), Reidsville (2A West), Robbinsville (1A West), Salisbury (2AA East), Tarboro (1AA East), Z.B. Vance (4AA West).
- Two teams return to the Regional Final looking to advance to the State Championship Game. Wake Forest and Grimsley each advanced to the Regional Final a year ago before bowing out of the playoffs.
- Reidsville has the most playoff wins (since 1972) of any team remaining in the field. The Rams have a total of 81 victories in the playoffs since 1972, against just 25 losses. Charlotte Catholic and Murphy are both right behind Reidsville among 2020-2021 Regional Finalists, trailing the Rams by just one victory since 1972. The Cougars and Bulldogs each have 80 wins in appearances since record keeping began.
- Five teams still alive in the 2020-21 Regional Finals failed to advance out of the first round a season ago. Butler, Clayton, Hendersonville, Monroe, and St. Pauls all qualified but did not advance in 2019.
- Only one team still playing this week did not qualify for the playoffs in 2019. Louisburg is in the Regional Finals after missing the field in 2019 with a 4-7 record. The Warriors were 1-5 a year ago in Northern Carolina 1A/2A Conference play.

In The Spotlight

- Cleveland Jr. QB Skyler Locklear leads all remaining passers this season with 1828 yards through the air and 17 TDs. He dazzled in round two, completing 74.2% of his 31 pass attempts for 306 yards and a TD as the Rams avenged a 2019 Third Round loss to Lee County, knocking the Jackets out of this year's playoffs 38-16.
- Hendersonville's Jr. QB Gavin Gosnell passed for 254 yards and 3 TD versus defending 2AA State Champion, Shelby, in the Bearcats 33-31 round two win.
- Northeastern's Deandre Proctor ripped off 134 rushing yards on just 12 attempts as the Eagles soared past Eastern Randolph 41-0. The Senior QB scored a pair of TD on the ground and passed for 308 yards and a pair of 2 TD through the air to lead his team back to the Regional Finals.
- Myers Park survived a stiff challenge from Panther Creek in Round 2 of the Playoffs. After the Mustangs jumped out to an early 20-0 lead, the Catamounts responded with the next 21 points, taking the lead in the fourth quarter. Myers Park capped off a 45 yard drive with a 1-yard K'daron Redfern TD run with just 16 seconds remaining to take the lead and the game, 27-21. Myers Park's Camarion Thornton caught a pair of TD passes in the game.
- Western Alamance managed to hold off cross-county rival Eastern Alamance 14-7 to advance to the Regional Finals. The Warriors got a defensive stop late in the 4Q, stopping the Eagles after they had mounted a drive inside the Warrior 10-yard line.

NCHSAA Football Statistical Leaders (according to MaxPreps.com on Apr. 26, 2021)

PASSING

	C-Att	YD	TD
1) Brody Whitson (TC Rob.)	177-284	2434	32
2) Timothy Davis (W-S Prep)	138-226	2408	24
3) Wade Jarman (JH Rose)	165-228	2149	25
4) Amari Odom (Panther Cr)	154-260	2087	24
5) Sam Lersch (Apex Friend)	136-231	2005	18
6) J. Wyatt Holland (Midway)	121-183	1977	22
7) Gabe Huitt (Shelby)	138-211	1960	18
8) Dylan Bisson (Mtn Island)	97-149	1935	15
9) Omari Smith (So. Durham)	95-133	1895	19
10) Korey Griffith (Erwin)	137-218	1882	23
11) Tylek Oliver (Cummings)	91-134	1876	24
12) Justin Rocquemore (Cramer)	136-250	1850	16
13) Skyler Locklear (Cleveland)	130-196	1828	17
14) Chad Kearns (Mid. Creek)	113-185	1824	17
15) Will Patterson (Lee Co)	113-180	1819	20
16) Ja'Heim Brown (Louisburg)	93-167	1786	18
17) Gavin Gosnell (Hendersonville)	107-209	1775	12
18) Byrum Brown (Rolesville)	96-180	1725	20
19) Folger Boaz (E. Surry)	92-151	1680	16
20) Andrew Frazier (Havelock)	106-143	1640	25
21) Dawson Cox (Ashe Co.)	109-199	1587	20

RUSHING

	Att	YD	TD
1) Ezekia Newby (E Guilford)	126	1401	19
2) Jayleon Gaines (Hendersonville)	201	1382	16
3) Tate Carney (Davie)	209	1377	23
4) Terry Moore (Washington)	106	1344	9
5) Ire Jackson (Terry Sanford)	163	1342	11
6) Jaydon Brooks (Princeton)	137	1293	16
7) Milan Summers (Dudley)	140	1289	25
8) Micah Wilkerson (S. Granville)	150	1231	15
9) James Gorham (Northside-Pin)	108	1225	20
10) Rasean McKoy (East Bladen)	117	1169	15
11) Blane Fulbright (East Burke)	203	1154	11
12) Cole Stewart (Central Davidson)	132	1141	17
13) Avante George (Rosewood)	122	1124	15
14) Austin Geary (Roanoke Rapids)	135	1112	13
15) Davion Smith (Clinton)	133	1109	20
16) Sidney Lee (White Oak)	127	1101	8
17) Jalen Fairley (SE Guilford)	82	1097	15
18) Aiden Shewcow (Oak Grove)	197	1081	13
19) Kemarion Baldwin (St. Pauls)	112	1063	12
20) Jerry Garcia Jr. (Gray's Creek)	98	1062	12
21) Allan Shade (Newton-Conover)	157	1053	13

RECEIVING

	Rec	YD	TD
1) Kyhlil Jones (Chapel Hill)	60	985	5
2) Tresean Stewart (W-S Prep)	40	945	12
3) Antonio Yates (RJ Reynolds)	57	945	5
4) Rodney McDay (TC Roberson)	69	924	16
5) Jonathan Paylor (Cummings)	36	851	12
6) Payton Bloom (Apex Friend.)	41	834	9
7) Johny Peay (Erwin)	45	806	9
8) Kamron Hoover (Havelock)	42	766	7
9) Jack Reynolds (Davie)	43	759	9
10) Jonathan Streeter (Pan. Creek)	42	743	10
11) Dylantae James (Cummings)	35	740	7
12) Jesse Rhyne (Cramer)	45	739	10
13) Tyler Arrington (Shelby)	43	713	10
14) Ethan Biggs (Union Pines)	39	710	6
15) Connor Powe (Laney)	39	685	4
16) Kiylan Miller (Chase)	35	658	8
17) Layton Allen (East Surry)	33	647	4
18) Tyric McKendall (Lee Co)	36	643	10
19) Kevin Hamilton (JH Rose)	52	639	8
20) Wesley Grimes (Millbrook)	34	638	10
21) Turan Alston (Louisburg)	31	623	9

1A FOOTBALL STATE CHAMPIONSHIP SECOND ROUND SCORES

EAST

#5 Northside-Pinetown (7-2) 43, #8 Pamlico County (5-3) 32
#2 Northampton Co. (3-3) 42, #3 Bear Grass Charter (4-2) 22

WEST

#4 Murphy (8-1) 29, #1 Elkin (6-2) 24
#2 Robbinsville (8-0) 28, #3 Mitchell (7-1) 20

1AA FOOTBALL STATE CHAMPIONSHIP SECOND ROUND SCORES

EAST

#1 Tarboro (7-0) 63, #4 John A. Holmes (6-1) 21
#2 Louisburg (6-2) 42, #3 East Carteret (6-3) 22

WEST

#8 Polk County (5-1) 30, #4 North Rowan (5-3) 27
#2 East Surry (8-1) 48, #3 Pine Lake Prep (8-1) 6

2A FOOTBALL STATE CHAMPIONSHIP SECOND ROUND SCORES

EAST

#1 Reidsville (8-0) 49, #4 Wallace-Rose Hill (5-4) 15
#3 Northeastern (6-0) 41, #7 Eastern Randolph (5-2) 0

WEST

#1 Hendersonville (7-2) 33, #4 Shelby (6-3) 31
#2 Mountain Heritage (6-1) 26, #3 Mount Pleasant (8-1) 15

2AA FOOTBALL STATE CHAMPIONSHIP SECOND ROUND SCORES

EAST

#1 Washington (7-1) 29, #4 Croatan (7-2) 14
#2 St. Pauls (7-0) 14, #3 Southwest Edgecombe (6-3) 0

WEST

#1 North Davidson (8-1) 34, #5 Oak Grove (6-3) 23
#7 Salisbury (7-2) 10, #6 Burns (6-3) 7

3A FOOTBALL STATE CHAMPIONSHIP SECOND ROUND SCORES

EAST

#5 Western Alamance (9-0) 14, #8 Eastern Alamance (6-2) 7
#3 Havelock (9-0) 32, #2 Northwood (6-3) 7

WEST

#4 Charlotte Catholic (8-1) 27, #1 A.C. Reynolds (7-2) 0
#7 Monroe (7-2) 35, #3 Kings Mountain (8-1) 21

3AA FOOTBALL STATE CHAMPIONSHIP SECOND ROUND SCORES

EAST

#1 Cleveland (9-0) 38, #5 Lee County (8-1) 16
#7 Clayton (8-1) 27, #3 West Brunswick (6-2) 16

WEST

#8 Dudley (8-1) 77, #5 T.C. Roberson (7-2) 33
#2 Mount Tabor (9-0) 21, #3 Weddington (7-1) 10

4A FOOTBALL STATE CHAMPIONSHIP SECOND ROUND SCORES

EAST

#1 Cardinal Gibbons (8-0) 28, #4 Richmond (4-1) 14
#3 New Bern (7-1) 27, #2 South View (7-2) 16

WEST

#1 Grimsley (8-0) 42, #5 Hillside (6-2) 7
#6 Butler (8-1) 35, #2 Providence (7-2) 0

4AA FOOTBALL STATE CHAMPIONSHIP SECOND ROUND SCORES

EAST

#5 Wake Forest (7-1) 35, #8 Pinecrest (6-3) 21
#2 Rolesville (8-0) 47, #3 Hoggard (7-1) 30

WEST

#1 Hough (9-0) 24, #5 Z.B. Vance (7-2) 10
#2 Myers Park (9-0) 27, #3 Panther Creek (8-1) 21

SECOND ROUND NOTES

The Streak stays alive ...

- Shelby has now won 26 straight first round playoff games. The Golden Lions are the most successful team all-time in the NCHSAA Playoffs with 109 playoff wins since 1972. The last time a team from Shelby failed to advance out of Round 1 was 1994.
- Dudley has won a first round playoff appearance for the 20th consecutive time. The Panthers last first round exit from the playoffs came in 1996 and they have only missed the field four times during that span.
- Eastern Alamance, Murphy, and Tarboro all won a first round game for the 13th season in a row. They each last fell in the first round in 2007.
- Charlotte Catholic's victory over Crest in Round 1 extends the Cougars' streak of first round playoff wins to 11 years in a row. The last time Catholic lost in the first round was 2009.
- Northeastern won their 11th first round game in a row, dropping Kinston in Round 1. They last fell in round one in 2009 and hold the last two 2A Eastern Regional Championships.
- Weddington also won their 11th First Round Playoff Game in a row. The Warriors last bowed out in the second round in the 2012 3AA Playoffs.
- Cleveland has now made ten playoff appearances and won at least one game in each appearance dating back to a regional finals run in 2011.
- Hoggard advanced to the Second Round after Leesville Road was unable to play due to COVID-19. The Vikings are looking for their ninth straight win in a playoff opener, dating back to a first round exit in 2011.

Been a long time since ...

- Crest's 28-21 loss to Charlotte Catholic in round one snapped a 27-appearance streak for the Chargers of advancing past the first round in a playoff appearance. The streak dated back to 1991 and the Chargers only missed the playoffs in one season (1992) during that time.
- Southwest Onslow's loss to Reidsville in round one snapped a 10-appearance streak of one win or more in a playoff appearance. The last time the Stallions failed to win a game in a playoff appearance was 2008.
- Scotland's loss to New Bern on the road in round one snapped a 9-appearance streak for the Scots with at least one win in a playoff appearance. The Scots last bowed out in the first round back in 2010.
- East Forsyth fell to Grimsley in round 1, marking the first time the Eagles fell in the first round in their last 8 appearances. The Eagles last lost a first round contest in 2011.
- Three schools lost first round contests for the first time in six years. Clinton, Thomas Jefferson, and Terry Sanford all lost in a first round playoff appearance for the first time since 2013.

COVID-19 Protocols for Participants

- Teams are still required to perform and complete the daily monitoring form
 - Visiting teams must complete their daily monitoring for all individuals in the travel party prior to boarding the bus and leaving for the contest
- To help minimize the spread of the COVID-19 virus during the playoffs, each team will be required to provide an attestation form that verifies each player, coach, and staff member is symptom-free and not currently under quarantine.
- The form may be found on the volleyball sports page of the NCHSAA website on Monday, January 11
 - Additionally, each team shall complete a travel party form that lists the names of team members, coaches, and staff on-site for each contest
 - The form may be found on the basketball sports page of the NCHSAA website on Monday, February 22.
- If there are any student-athletes on the team who have a Mandatory Mask Requirement Exemption Form, you must inform your opponent prior to the contest
 - All mask requirement exemption forms must be on hand for the contest and shared with the opposing team/officials

COVID-19 Protocols for Media

The NCHSAA's full COVID-19 guidelines and policies for media are available by visiting

www.NCHSAA.org/COVID19

Prior to working at an NCHSAA event, media members should check temperature and do a COVID-19 symptom check. If an individual's temperature is at or above 100 degrees, or if the individual has any symptoms of COVID-19 or reason to believe they may have been exposed to COVID-19, the individual should not attend any NCHSAA event or come to an NCHSAA member school's facility.

Some key items to be reminded of prior to attending: media space is limited; at no time should a media member enter the team bench area or locker room; Gameday administrators should provide a handout to media upon arrival that details policies and procedures relative to COVID-19 and social distancing.

MEMBERS OF THE MEDIA:

- Must submit to a COVID-19 screening upon arrival and as required by local policy.
- Must wear face coverings at all times, whether indoors or outdoors. Coverings must cover your mouth AND nose. The only exceptions to the requirement are for play-by-play or broadcast analysts providing live broadcasting where they can maintain social distancing from all other individuals present. Prior to the broadcast and upon completion of the broadcast, these individuals must also use face coverings.
- Must wash hands often, including after each visit to the restroom. Carry your own hand sanitizer.
- Must void personal contact with any individual on site (no handshaking, hugging, high fives, etc.)
- Must maintain six feet of social distance at all times.
- Must disinfect your equipment prior to arrival and after leaving the facility.
- Must inform the host athletic director in advance of their intent to cover the contest. Please ask at that time about specific guidelines in place at the district/school level.

Any questions about the NCHSAA COVID-19 Media Guidance and Protocols should be directed to Assistant Commissioner, James Alverson (james@nchsaa.org).

Playoff Qualification/Bracketing Process

- 1) Automatic Bids: Conferences will be awarded a number of automatic qualifiers based on the number of teams within the conference that participated during the season. Conferences with 1-6 member schools fielding teams get 1 berth, 7-8 receive 2, and 9+ receive 3. These automatic berths are determined by the conference based on winning percentage within league play and any ties broken using the NCHSAA's approved tie-breaking procedure.
- 2) Wildcards will be selected in the East Region and West Region based on a team's conference winning percentage to populate 16 teams, including automatic berths, in each region and classification.
- 3) Once the 16 teams are determined in each region, each region will be subdivided with the largest schools in each classification assigned to the AA bracket and smallest to the A bracket. Then the NCHSAA Staff will utilize the following draw procedure to set the final bracket:
 - a) Draws for the line placement of berths will occur in random order.
 - b) All #1 berths will be drawn first, followed by #2 berths, followed by any #3 berths and finally any wildcard berths.
 - c) Whenever possible, competition between conference opponents in the first round will be avoided. This may require the removal of a line placement draw possibility for a given team.

**FIRST ROUND NOTES
FIRST TIME PLAYOFF QUALIFIERS**

Christ the King is the only first time playoff qualifier in the field of 128 for the 2020-2021 Football Playoffs.

ENDING THE DROUGHT

Chapel Hill ends the longest playoff drought in the field. The Tigers have missed the playoffs for four consecutive years prior to qualifying for this year's playoffs.

Chapel Hill is just six years removed from a Regional Finals appearance in the 2014 3AA Playoffs.

END OF AN ERA

The NCHSAA playoffs expanded in 2001 when the 1A Classification was subdivided into two 32 team brackets, 1A & 1AA. The following year (2002), the 2A, 3A and 4A Classifications were also subdivided into two separate 32 team brackets.

This is the final year that classifications will be subdivided for the NCHSAA Football Playoffs, ending a 20-year run of awarding two state championships in at least one classification for football.

18 schools have qualified for the playoffs in every year a subdivided playoffs were offered in their classification: Butler, Charlotte Catholic, Crest, East Surry, Hendersonville, Hoggard, Maiden, Manteo, Mount Airy, Murphy, North Duplin, Polk County, Reidsville, Robbinsville, Rosewood, Shelby, Wallace-Rose Hill, Western Alamance are the only schools to qualify for the playoffs in every year that subdivision was offered in the classification they participated in.

ON THE HUNT

Of this year's playoff participants, Forbush has the longest drought of winless playoff appearances in terms of years. The last football playoff win for the Falcons came in 2004. In their last six playoff appearances since then, the Falcons have failed to advance to round two.

Alexander Central have the largest number of playoff appearances without a win. The Cougars have appeared in the NCHSAA Playoffs eight times since their last victory in the post-season in 2009.

Four schools are looking for their first NCHSAA playoff win in school history. Bear Grass Charter, Christ the King (1st appearance), Holly Springs (6th appearance), and Oak Grove (2nd appearance) are all looking for their first post-season football win.

1A FOOTBALL STATE CHAMPIONSHIP FIRST ROUND SCORES

EAST

#8 Pamlico County (5-2) 50, #1 West Columbus (2-4) 8
#5 Northside-Pinetown (6-2) 35, #4 Rosewood (6-2) 34
#3 Bear Grass Charter (4-1) 48, #6 Perquimans (4-2) 42
#2 Northampton Co. (2-3) 36, #7 North Duplin (3-5) 0

WEST

#1 Elkin (6-1) 35, #8 Andrews (4-3) 28
#4 Murphy (7-1) 28, #5 Thomas Jefferson (6-1) 20
#3 Mitchell (7-0) 56, #6 Christ the King (4-4) 0
#2 Robbinsville (7-0) 42, #7 Winston-Salem Prep (5-2) 40 (20T)

1AA FOOTBALL STATE CHAMPIONSHIP FIRST ROUND SCORES

EAST

#1 Tarboro (6-0) 62, #8 Manteo (2-5) 7
#4 John A. Holmes (6-0) 39, #5 Princeton (7-1) 28
#3 East Carteret (6-2) 60, #6 Hobbton (2-6) 40
#2 Louisburg (5-2) 50, #7 Lakewood (2-6) 0

WEST

#8 Polk County (4-1) def. #1 North Stanly (6-0) (COVID)
#4 North Rowan (5-2) 66, #5 Community School of Davidson (5-3) 26
#3 Pine Lake Prep (8-0) 33, #6 Mount Airy (4-3) 27
#2 East Surry (7-1) 62, #7 North Moore (4-4) 6

2A FOOTBALL STATE CHAMPIONSHIP FIRST ROUND SCORES

EAST

#1 Reidsville (7-0) 50, #8 Southwest Onslow (4-1) 0
#4 Wallace-Rose Hill (5-3) 65, #5 Red Springs (4-2) 28
#3 Northeastern (5-0) 48, #6 Kinston (5-2) 39
#7 Eastern Randolph (5-1) 42, #2 Clinton (7-1) 40 (20T)

WEST

#1 Hendersonville (6-2) 42, #8 Bunker Hill (6-2) 14
#4 Shelby (6-2) 42, #5 Walkertown (5-1) 6
#3 Mount Pleasant (8-0) 21, #6 West Lincoln (5-3) 20
#2 Mountain Heritage (5-1) 46, #7 Forbush (6-1) 21

2AA FOOTBALL STATE CHAMPIONSHIP FIRST ROUND SCORES

EAST

#1 Washington (6-1) 35, #8 South Granville (5-3) 0
#4 Croatan (7-1) 55, #5 McMichael (2-6) 7
#3 Southwest Edgecombe (6-2) 33, #6 Roanoke Rapids (5-2) 12
#2 St. Pauls (6-0) 35, #7 Randleman (7-1) 9

WEST

#1 North Davidson (7-1) 40, #8 Pisgah (6-2) 14
#5 Oak Grove (6-2) 17, #4 Ashe County (7-1) 12
#6 Burns (6-2) 13, #3 Hibriten (7-1) 12
#7 Salisbury (6-2) 52, #2 Maiden (6-1) 12

3A FOOTBALL STATE CHAMPIONSHIP FIRST ROUND SCORES

EAST

#8 Eastern Alamance (6-1) 42, #1 Rocky Mount (6-2) 28
#5 Western Alamance (8-0) 38, #4 Terry Sanford (6-2) 13
#3 Havelock (8-0) 56, #6 Southern Guilford (5-3) 14
#2 Northwood (6-2) 17, #7 West Carteret (5-3) 0

WEST

#1 A.C. Reynolds (7-1) 14, #8 West Rowan (4-3) 7
#4 Charlotte Catholic (7-1) 28, #5 Crest (6-2) 21
#3 Kings Mountain (8-0) 49, #6 J.M. Robinson (5-3) 6
#7 Monroe (6-2) 47, #2 Statesville (5-2) 21

3AA FOOTBALL STATE CHAMPIONSHIP FIRST ROUND SCORES

EAST

#1 Cleveland (8-0) 49, #8 Southern Durham (5-2) 0
#5 Lee County (8-0) 34, #4 J.H. Rose (6-1) 26
#3 West Brunswick (6-1) 42, #6 Chapel Hill (5-2) 35
#7 Clayton (7-1) 31, #2 Southeast Guilford (6-2) 17

WEST

#8 Dudley (7-1) 28, #1 Watauga (5-2) 8
#5 T.C. Roberson (7-1) 36, #4 A.L. Brown (6-2) 29
#3 Weddington (7-0) 42, #6 Asheville (5-3) 0
#2 Mount Tabor (8-0) 36, #7 Alexander Central (5-3) 7

4A FOOTBALL STATE CHAMPIONSHIP FIRST ROUND SCORES

EAST

#1 Cardinal Gibbons (7-0) 49, #8 Pine Forest (4-3) 7
#4 Richmond (4-0) 51, #5 Middle Creek (6-2) 27
#3 New Bern (6-1) 37, #6 Scotland (4-2) 16
#2 South View (7-1) 20, #7 Jack Britt (4-2) 7

WEST

#1 Grimsley (7-0) 27, #8 East Forsyth (3-4) 13
#5 Hillside (6-1) 42, #4 South Caldwell (3-3) 26
#6 Butler (7-1) 42, #3 Glenn (5-2) 7
#2 Providence (7-1) 44, #7 Hickory Ridge (5-3) 34

4AA FOOTBALL STATE CHAMPIONSHIP FIRST ROUND SCORES

EAST

#8 Pinecrest (6-2) 24, #1 Apex Friendship (7-1) 17
#5 Wake Forest (6-1) 30, #4 Millbrook (5-3) 27
#3 Hoggard (7-0) def. #6 Leesville Road (5-2) (COVID)
#2 Rolesville (7-0) 41, #7 Holly Springs (4-4) 0

WEST

#1 Hough (8-0) 43, #8 Green Hope (4-2) 15
#5 Z.B. Vance (7-1) 41, #4 Ardrey Kell (6-2) 28
#3 Panther Creek (8-0) 21, #6 Olympic (6-2) 14
#2 Myers Park (8-0) 63, #7 Northwest Guilford (6-2) 18




2020-21 NCHSAA 1A FOOTBALL STATE CHAMPIONSHIP



Game times may be 6:30, 7:00, or 7:30 p.m. by mutual agreement. In lieu of mutual agreement, game time is 7:30.



CLICK IT OR TICKET





2020-21 1A Championship Team Information



NORTHSIDE-PINETOWN
PANTHERS



MURPHY
BULLDOGS

LOCATION: Pinetown, NC

CONFERENCE: Coastal Plains 1A

RECORD: 8-3 (3-2)

PRINCIPAL: Tracey Nixon

ATHLETIC DIRECTOR: Jared Adams

HEAD COACH: Keith Boyd

ASSISTANT(S): Jason Adams, Carter Boyd, Jared Adams, Jerome Tyson, Parker Boyd, Robert Thomas, Matthew Adams, & Jerontae Johnson

TEAM BENCH PERSONNEL: Jay Mason, Mark Beamer, Charles Clark, Renee Boyd, Michelle Leathers, Malikai Griffin

2020-21 SCHEDULE & RESULTS

2/25	North Duplin	36 - 0 (W)
3/5	@ Southside	17 - 12 (W)
3/12	@ South Creek*	37 - 0 (W)
3/19	@ Tarboro*	14 - 53 (L)
3/26	Riverside-Martin*	38 - 20 (W)
4/2	@ Pamlico County*	48 - 50 (L)
4/8	Southside*	44 - 14 (W)
4/16	@ Rosewood#	35 - 34 (W)
4/23	Pamlico County#	43 - 32 (W)
4/30	@ Northampton County#	46 - 6 (W)
5/8	Murphy#	14 - 7 (L)

Previous State Championship Appearances (1; 0-1)

2000 1A - lost to Graham 31-6

All-Time Playoff Record (Since 1972)

27 Appearances - 18-26

LOCATION: Murphy, NC

CONFERENCE: Smoky Mountain 1A

RECORD: 10-1 (5-1)

PRINCIPAL: Dr. Lisa Fletcher

ATHLETIC DIRECTOR: Ray Gutierrez

HEAD COACH: David Gentry

ASSISTANT(S): Joseph Watson, Thomas Nelson, Gary Thompson, Rick Hincke, James Shope, Erik Laney, Erik Brinke, Cliff Owl, Will Posey, Heath Curtis, Michael Kernea, Seth Curtis

TEAM BENCH PERSONNEL: Robert Grimes, Callie Fannin, Dr. Bill Dyer, Dr. Dan Stroup, Dr. Jeff Martin, Randy Glass, JR Carroll, JR Carroll, Kayla Clonts, Randy Starnes, Twyla Starnes, Ray Carroll, John Parker Watson, Brady Watson, Brayden Gutierrez, Banks Gutierrez

2020-21 SCHEDULE & RESULTS

2/25	Andrews*	33 - 6 (W)
3/5	Franklin*	48 - 14 (W)
3/12	@ Hayesville*	54 - 21 (W)
3/19	Swain County*	39 - 7 (W)
3/26	@ Rosman*	50 - 0 (W)
4/2	Cherokee*	43 - 21 (W)
4/9	@ Robbinsville*	7 - 17 (L)
4/16	Thomas Jefferson#	28 - 20 (W)
4/23	Elkin#	29 - 24 (W)
4/30	@ Robbinsville#	24 - 14 (W)
5/8	Northside - Pinetown#	14 - 7 (W)

Previous State Championship Appearances (12; 9-3)

2018 1A - def. Pamlico County 60-27
2016 1A - def. Plymouth 15-14
2013 1A - def. Plymouth 35-34
2012 1A - lost to Plymouth 20-15
2011 1A - def. Jones 21-6
2010 1A - lost to Wallace-Rose Hill 22-21
1996 1A - def. North Edgecombe 13-0
1994 1A - lost to North Edgecombe 7-6
1991 1A - def. Rosewood 30-3
1987 1A - def. Columbia 56-15
1986 1A - def. Tabor City 27-3
1974 1A - def. Robersonville 32-22

All-Time Playoff Record (Since 1972)

35 appearances (81-25)



NORTHSIDE-PINETOWN PANTHERS ROSTER



#	NAME	YR	HT	WT	P	#	NAME	YR	HT	WT	P
2	T.j. Squires	FR	5' 7"	155	FB/LB	51	Braxton Boyd	JR	5' 9"	225	OL/DL
4	Payton Woolard	SR	6' 0"	160	WR/CB	52	Fred Taylor	SR	6' 2"	230	OL/DL
8	Chase Tomaini	SO	5' 11"	135	K	53	Will Godley	SR	6' 1"	185	OL/LB
10	Sam Vansant	SR	5' 8"	148	QB/SS	54	Zion Wilson	SR	6' 3"	310	OL/DL
11	Keifer Boyd	JR	6' 1"	160	QB/SS	55	Terry Columbus	JR	5' 6"	210	OL/LB
12	Briley Cooper	SO	6' 1"	170	FB/LB	61	Nick Andujar	FR	5' 4"	180	OL/LB
16	Marcus Clayton	SO	6' 0"	170	ATH	62	Gavin Moore	FR	5' 9"	170	OL/DL
17	Carson Clinkscales	SO	6' 1"	180	SB/LB	65	John Best	SO	6' 4"	205	OL/LB
18	Jules Moore	SR	5' 9"	165	RB/LB	70	Landon Cahoon	FR	6' 1"	170	OL/DL
20	Elijah Holloway	SO	6' 1"	210	TE/LB	72	Charlie Carrillo	SO	5' 10"	220	OL/DL
21	Jeffery Manning	JR	5' 8"	170	FB/LB	74	Landon Cahoon	JR	6' 1"	230	OL/LB
22	Elijah Covington	JR	6' 0"	170	RB/LB	75	AK O'Neal	SR	6' 4"	260	OL/DL
23	James Gorham	SR	5' 9"	170	RB/CB	77	Nick Baker	SR	5' 10"	170	OL/DL
24	Tyler Modlin	SR	5' 10"	140	RB/CB	78	Jyshawn Gorham	FR	6' 0"	300	OL/DL
28	Griffin Johnson	FR	6' 1"	170	TE/LB	83	Ronan Lewis	SO	5' 8"	160	WR/CB
31	Noah Manning	JR	6' 2"	175	WR/CB	85	Jacob Tyson	SR	5' 8"	280	TE/DL
35	Mitch Godley	JR	5' 8"	165	FB/LB	88	Tyler Harris	SR	6' 1"	180	TE/LB
50	Gus Vansant	FR	5' 8"	180	OL/LB						

ROSTER INFORMATION PROVIDED BY SCHOOLS



MURPHY BULLDOGS ROSTER



#	NAME	YR	HT	WT	P	#	NAME	YR	HT	WT	P
1	Zack Skogen	FR	6' 2"	155	WR	34	Ty Laney	SO	5' 10"	172	RB/LB
2	Isra Smith	SR	6' 2"	152	WR/DB	40	Cody Carlson	SR	6' 4"	197	K/TE
3	Payton McCracken	JR	6' 0"	165	WR/CB	50	Landon Jordan	SR	5' 10"	172	G/LB
4	Isaac Aguilar	SR	5' 9"	145	WR/CB	53	Zeke Brinke	JR	5' 8"	215	G
5	Logan Hyde	SO	5' 6"	125	K	54	Carson Lovingood	FR	5' 10"	170	OL/DE
6	Andrew Barolet	FR	5' 8"	150	QB/DB	55	Gabe Chastain	FR	6' 0"	200	G/DE
9	Marcus Kephart	SR	5' 6"	135	WR/CB	60	Ricky Queen	FR	6' 3"	315	OL/DT
10	Annie Kate Dalton	SR	5' 7"	140	K	62	Aiden Adams	FR	6' 3"	255	OL/DL
11	Hunter Laney	JR	6' 3"	183	WR/FS	64	Adam Bobo	JR	5' 8"	178	NG/DE
12	Kellen Rumfelt	JR	5' 10"	185	QB/DB	65	Thor Carlson	SO	6' 2"	227	OL/DE
14	Cole Laney	SO	6' 2"	170	WR/QB	66	Tryntden Moss	SO	6' 2"	238	OL/DL
17	Briggs Cornwell	JR	6' 1"	230	TE/LB	67	Kyle Willard	SO	6' 0"	246	OL/DE
20	John Ledford	SO	6' 0"	180	RB/LB	68	Mason Thrasher	SO	6' 0"	278	OL/DL
21	Ryland Dickey	SR	5' 10"	185	WR/CB	72	Jeremiah Dickey	SO	5' 11"	280	NG
23	Dalton Moore	SR	6' 1"	180	FS/WR	73	Yousef Mugharbil	SR	6' 5"	330	T/DT
24	Ray Rathburn	SR	5' 11"	156	RB/LB	74	Rashad Davis	SR	6' 1"	272	OL/DL
25	Juan Allen	JR	6' 0"	160	WR/CB	75	Ian Hopper	SO	6' 1"	315	DT/NG
28	Hunter Stalcup	FR	5' 10"	172	RB	76	Jonathan Hamby	SO	6' 0"	280	C/DT
29	Trenton Russell	FR	5' 6"	175	WB/DB	78	Rylan Smith	JR	6' 0"	315	OL/DL
31	Will Joyner	FR	5' 7"	155	FB/LB	79	Hunter Lance	SO	6' 1"	260	OL/DL
32	Cameron Grooms	SO	5' 10"	142	WR/DB	81	Will Johnson	SO	6' 0"	175	WR/LB
33	Asher Brinke	SR	5' 10"	167	RB/LB						

ROSTER INFORMATION PROVIDED BY SCHOOLS



2020-21 1A CHAMPIONSHIP EXPECTED STARTERS



NORTHSIDE-PINETOWN PANTHERS



MURPHY BULLDOGS

DEFENSIVE STARTERS

DT, #54 Zion Wilson, All-Conference/DL/OL Awards
DT, #52 Fred Taylor, All-Conference/DL/OL Awards
DE, #20 Elijah Holloway
DE, #17 Carson Clinkscales
ILB, #53 Will Godley
OLB, #12 Briley Cooper
OLB, #88 Tyler Harris
SS, #10 Sam Vansant
FS, #18 Jules Moore
CB, #31 Noah Manning
CB, #4 Payton Woolard

DEFENSIVE BACKUPS

DT, #22 Elijah Covington
DT, #75 AK O'Neal
DE, #65 John Best
DE, #70 Landon Cahoon
ILB, #35 Mitch Godley
OLB, #2 TJ Squires
OLB, #28 Griffin Johnson
CB, #16 Marcus Clayton
CB, #83 Ronan Lewis
SS, #11 Keifer Boyd
FS, #24 Tyler Modlin, All-Conference/ WR Award 2years

OFFENSIVE STARTERS

C, #51 Braxton Boyd
RG, #54 Zion Wilson, All-Conference/DL/OL Awards
RT, #75 AK O'Neal
LG, #52 Fred Taylor, All-Conference/DL/OL Awards
LT, #74 Landon Cahoon
TE, #85 Jacob Tyson
WB, #23 James Gorham (1,000 yards rushing) 2X All-Conference/RB Award 2X
Slot, #24 Tyler Modlin, All-Conference/ WR Award 2years
WR, #4 Payton Woolard
QB, #11 Keifer Boyd
FB, #35 Mitch Godley

OFFENSIVE BACKUPS

C, #50 Gus Vansant
RG, #55 Terry Columbus
RT, #65 John Best
LG, #77 Nick Baker
LT, #78 Jyshaun Gorham
TE, #28 Griffin Johnson
WB, #16 Marcus Clayton
Slot, #17 Carson Clinkscales
TE, #20 Elijah Holloway
QB, #10 Sam Vansant
FB, #12 Briley Cooper

Special Teams

Holder: #11 Keifer Boyd
Kicker: #8 Chase Tomaini
Long Snapper: #50 Gus Vansant
Punter: #11 Keifer Boyd

DEFENSIVE STARTERS

DE #73 Yousef Mugharbil Sr.
DT #74 Rashad Davis Sr.
DT #78 Rylan Smith Jr.
DE #67 Kyle Willard So.
LB #50 Landon Jordan Sr.
LB #24 Ray Rathburn Sr.
LB #34 Ty Laney So.
DB #25 Juan Allen Jr.
DB #11 Hunter Laney Jr.
DB #23 Dalton Moore Sr.
DB #21 Ryland Dickey Sr.

DEFENSIVE BACKUPS

DE #81 Will Johnson So.
DT #66 Tryntden Moss So.
DT #68 Mason Thrasher So.
DE #74 Rashad Davis Sr.
LB #17 Briggs Cornwell Jr.
LB #33 Asher Brinke Sr.
LB #28 Hunter Stalcup Fr.
DB #2 Isra Smith Sr.
DB #34 Ty Laney Jr.
DB #12 Kellen Rumpfelt Jr.
DB #2 Isra Smith Sr.

OFFENSIVE STARTERS

WR #11 Hunter Laney Jr. or #2 Isra Smith Sr.
OT #74 Rashad Davis Sr.
OG #53 Zeke Brinke Jr.
OC #76 Jonathan Hamby So.
OG #50 Landon Jordan Sr.
OT #73 Yousef Mugharbil Sr.
TE #17 Briggs Cornwell Jr.
WB #21 Ryland Dickey Sr.
QB #12 Kellen Rumpfelt Jr.
FB #24 Ray Rathburn Sr.
HB #34 Ty Laney So.

OFFENSIVE BACKUPS

WR #2 Isra Smith Sr.
OT #78 Rylan Smith Jr.
OG #67 Kyle Willard So.
OC #65 Thor Carlson So.
OG #68 Mason Thrasher So.
OT #66 Tryntden Moss So.
TE #81 Will Johnson So.
WB #25 Juan Allen Jr.
QB #14 Cole Laney So.
FB #33 Asher Brinke Sr.
HB #28 Hunter Stalcup Fr.

Special Teams

Holder: #12 Kellen Rumpfelt Jr.
Kicker: #10 Annie Kate Dalton Sr.
Long Snapper: #14 Cole Laney So.
Punter: #24 Ray Rathburn Sr.




2020-21 NCHSAA 1AA FOOTBALL STATE CHAMPIONSHIP



Game times may be 6:30, 7:00, or 7:30 p.m. by mutual agreement. In lieu of mutual agreement, game time is 7:30.



CLICK IT OR TICKET





2020-21 1AA Championship Team Information



TARBORO
VIKINGS

LOCATION: Tarboro, NC
CONFERENCE: Coastal Plains 1A
RECORD: 9-0 (4-0)
PRINCIPAL: Terry Hopkins
ATHLETIC DIRECTOR: Jamie Willoughby
HEAD COACH: Jeff Craddock
ASSISTANT(S): Andrew Harding, Ricky Babb, Steve Burnette, Reggie Bess, Irvin Glass, Wayne Cherry, Mike Riley, Quentin Knight, Eric Jones, Melvin Ward, Ken Cox
TEAM BENCH PERSONNEL: Jamie Williams, Butch Dougherty, Billy Boodie, Jermey Johnson, Jaylo Lyons, Jevalia Shaw, Cynthia Howard, Ty Andrews

2020-21 SCHEDULE & RESULTS

3/5	SouthWest Edgecombe	34 - 0 (W)
3/12	Riverside-Martin*	61 - 13 (W)
3/19	Northside - Pinetown*	53 - 14 (W)
3/26	Southside*	64 - 0 (W)
4/8	@ Pamlico County*	50 - 14 (W)
4/16	Manteo#	62 - 7 (W)
4/23	John A. Holmes#	63 - 21 (W)
4/30	Louisburg#	66 - 13 (W)
5/8	East Surry#	25 - 7 (W)

Previous State Championship Appearances (10; 6-4)

2019 1AA - lost to East Surry 56-28
 2018 1AA - def. East Surry 50-10
 2017 1AA - def. Mount Airy 32-7
 2012 2A - lost to East Lincoln 24-20
 2011 2A - def. Lincolnton 39-36
 2010 2A - def. Carver 21-13
 2009 2A - def Mountain Heritage 28-3
 2008 2A - lost to Newton-Conover 51-28
 1998 2A - lost to Shelby 34-14
 1984 3A - def. A.L. Brown 20-0

All-Time Playoff Record (Since 1972)

37 Appearances - 74-29



EAST SURRY
CARDINALS

LOCATION: Pilot Mountain, NC
CONFERENCE: Northwest 1A
RECORD: 9-2 (5-0)
PRINCIPAL: Jared Jones
ATHLETIC DIRECTOR: Randy Marion
HEAD COACH: Trent Lowman
ASSISTANT(S): Randy Marion, Devin Slate, David Johnson, Joe Denny, Steve Whitt, Darrin Haywood
TEAM BENCH PERSONNEL: Rusty Slate, JoAnne Sutterby, Tim Bodford, Ryan Johnson, Aniston Lowman, Luke Whitt, Pam Hege, Jason Harpe, Mark Slater, Robert Melton, & Randy Keith

2020-21 SCHEDULE & RESULTS

2/26	@ North Davidson	12 - 9 (W)
3/5	Reidsville	14 - 48 (L)
3/12	@ Bishop McGuinness*	49 - 7 (W)
3/19	Winston-Salem Prep*	54 - 8 (W)
3/26	North Stokes*	49 - 0 (W)
4/2	South Stokes*	57 - 8 (W)
4/9	@ Mount Airy*	17 - 10 (W)
4/16	North Moore#	62 - 6 (W)
4/23	Pine Lake Prep#	48 - 6 (W)
4/30	Polk County#	41 - 7 (W)
5/8	Tarboro#	25 - 7 (L)

Previous State Championship Appearances (2; 1-1)

2019 1AA - def. Tarboro 56-28
 2018 1AA - lost to Tarboro 50-10

All-Time Playoff Record (Since 1972)

34 Appearances - 28-32



TARBORO VIKINGS ROSTER



#	NAME	YR	HT	WT	P	#	NAME	YR	HT	WT	P
1	Ke'nazius Black	SR	5' 9"	150	RB/CB	50	Joshua Bradley	SO	5' 8"	250	OL/DL
2	Najee Farmer	SR	5' 8"	155	QB/DB	52	Evan Morris	SR	6' 1"	235	LB/OL
3	Xzavion Pitt	SR	5' 8"	195	LB/TE	55	Jamal Armfield	SR	6' 1"	195	DE/G
4	Micah Taylor	SR	5' 9"	170	LB/TE	58	Jalen Cain	SR	5' 10"	194	DT/OL
6	Travis Johnson	SR	6' 1"	230	DE/FB	59	Tai'Quan Lewis	SR	5' 10"	240	OL/DL
7	Jordan Williams	JR	6' 2"	175	RB/CB	60	Kemazi Bradley	SR	6' 0"	275	OL/DL
8	Ni'zavion Black	JR	5' 11"	176	QB/DE	64	Jaquan Cotten	JR	6' 1"	270	OL/DL
9	Kenai Gunter	SR	5' 9"	165	QB/CB	65	Demeer Gary jr.	SR	5' 8"	250	DT/C
10	Trevon White	SO	5' 8"	180	RB/LB	67	Jakevious Davis	SO	5' 10"	200	T/DT
11	Zavian Massenburg	SO	6' 0"	240	FB/DE	68	Jamarion Smith	SO	6' 1"	220	T/DT
12	Tim Powell	SR	6' 0"	205	TE/DE	70	Quaytavious Jones	SO	6' 0"	225	G/DT
15	Jerome Bridgers	JR	5' 9"	165	DB/RB	73	Nah'sear Black	SO	5' 7"	170	DE/G
17	Jayshun Higgs	JR	5' 10"	145	RB/DB	75	Kameron Dickens	SR	6' 1"	270	T/DT
20	Jalen Razor	SR	5' 7"	170	RB/LB	76	Jaireek Knight	SR	5' 9"	230	DT/OL
24	Tobias Joyner	JR	5' 9"	168	RB/LB	77	Ja-qwayveus Brinson	FR	5' 7"	230	C/DT
25	Treheem Daniels	JR	5' 10"	140	RB/DB	78	Tylan Pitt	SO	6' 2"	250	T
30	Quanzavious Foreman	SR	5' 9"	186	RB/DB	80	Omarion Lewis	FR	6' 3"	170	QB/FS
33	Kedarrius Williams	SR	5' 4"	156	LB/TE	82	Jamarion Dozier	FR	5' 8"	160	RB/LB
34	Troy Babb	SR	6' 1"	175	TE/DE	84	Nathan Sherrod	SO	6' 0"	170	QB/CB
36	Quenzavious Pittman	SR	5' 6"	160	TE/DB	85	Melvin Sherrod	SO	6' 0"	195	FB/LB
40	Javaree Perkins	JR	5' 9"	150	DB/RB	86	Layton Dupree	JR	6' 4"	180	K/P
42	Jaden Washington	JR	6' 2"	160	TE/DE	87	J'mari Wade	FR	5' 10"	155	RB/LB
45	Amari Battle	JR	5' 6"	172	LB/TE	88	Tremaine McDaniels	SO	5' 11"	150	RB/CB

ROSTER INFORMATION PROVIDED BY SCHOOLS



EAST SURRY CARDINALS ROSTER



#	NAME	YR	HT	WT	P	#	NAME	YR	HT	WT	P
1	Brayden Ring	JR	5' 8"	130	WR/CB	34	Tyler Mabe	SR	6' 2"	180	SS/WR
2	Folger Boaz	SO	6' 3"	190	QB	36	Kaleb Tilley	SR	5' 10"	190	LB/HB
3	Carson Seth Hawks	SR	6' 3"	170	WR/FS	40	Jose Campos	JR	5' 9"	170	LB/RB
4	Trace Tilley	JR	6' 3"	170	LB/HB	44	Delbert Perez	JR	6' 0"	235	LB/TE
5	Trey Armstrong	JR	5' 9"	170	RB/SS	50	Braden Bottoms	SR	6' 0"	315	NG/OL
6	Benji Gosnell	JR	6' 4"	225	TE/LB	52	Sam Whitt	JR	6' 0"	280	G/DT
8	Brett Clayton	SO	6' 3"	180	SS/HB	53	Jesse Whitaker	SR	6' 0"	220	OL/DE
9	Colby Johnson	SO	5' 11"	175	FS/WB	54	Daniel Villasenor	SO	6' 0"	215	DE
10	Layton Allen	JR	6' 1"	180	WR/FS	56	Gavin Atkins	SO	6' 2"	200	DE/OL
11	Kyle Zinn	SO	5' 10"	165	SS/RB	57	Kole Pruitt	SO	6' 4"	290	OL/DL
15	Jeremy Gibson	SR	5' 9"	200	LB/FB	57	Kole Pruitt	SO	6' 4"	296	OL/DL
16	Jacob Lowe	JR	6' 4"	170	WR/SS	60	Judd Goldbach	SR	6' 0"	248	DE/OL
17	Dylan Cox	SO	5' 10"	185	ATH	61	Ethan Slater	FR	5' 10"	220	OLB
18	Joseph Grezmak	JR	6' 4"	200	DE/TE	64	Josh Fogleman	SR	5' 10"	246	OL/DL
19	Isaiah Arrington	JR	5' 11"	150	CB/WR	65	Victor Flores	SR	6' 4"	245	OL/DL
20	Tye Needham	SR	6' 0"	160	WR/SS	67	Mackenzie Baker	SR	5' 10"	265	OL/DL
21	Luke Bowman	JR	5' 11"	150	CB/WR	75	JT Simmons	SO	6' 5"	290	OL/DL
22	Tristan Harless	SR	5' 9"	145	WR/SS	76	Michael McMillian	JR	6' 1"	370	DL/OL
23	Luke Bullington	SR	5' 11"	195	RB/LB	77	Mark Peeples	SR	6' 2"	345	OL/DL
24	Stephen Brantley	SO	6' 3"	210	TE/FB	81	Derek Sutterby	SR	6' 3"	200	K/DE
25	Eli Beck	SO	5' 10"	175	ATH	82	Will Hiatt	SR	6' 3"	190	WR/FS
32	Joshua Parker	SO	5' 10"	175	ATH						

ROSTER INFORMATION PROVIDED BY SCHOOLS



2020-21 1AA CHAMPIONSHIP EXPECTED STARTERS



TARBORO VIKINGS



EAST SURRY CARDINALS

DEFENSIVE STARTERS

DE, #55 Jamal Armfield, All Conference
DE, #6 Travis Johnson, All Conference
DT, #59 Tai'Quan Lewis, All Conference
DT, #65 DeMeer Gary Jr, All Conference
OLB, #24 Tobias Joyner, All Conference
OLB, #4 Micah Taylor, All Conference
MLB, #52 Evan Morris, All Conference
MLB, #3 Xzavion Pitt, Conference Def. POY
DB, #1 Ke'Nzaius Black, All Conference
Safety, #20 Jalen Razor, All Conference
DB, #9 Kenai Gunter, All Conference

DEFENSIVE BACKUPS

DB/LB, #7 Jordan Williams
DB, #15 Jerome Bridgers
LB, #10 Trevon White
DT, #50 Josh Bradley
LB, #45 Amari Battle
DE, #12 Tim Powell
DE, #86 Layton Dupree
DT, #76 Jaireek Knight
DB, #17 JayShun Higgs
DB, #25 Treheem Daniels
LB, #33 Kedarius Williams

OFFENSIVE STARTERS

QB, #2 Najee Farmer
RB, #20 Jalen Razor, All Conference
FB, #6 Travis Johnson, All Conference
RB, #24 Tobias Joyner, All Conference
TE, #34 Troy Babb,
TE, #4 Micah Taylor, All Conference
OT, #55 Jamal Armfield, All Conference
OT, #76 Jaireek Knight,
OG, #65 DeMeer Gary Jr, All Conference
OG, #52 Evan Morris, All Conference
C, #59 Tai'Quan Lewis, All Conference

OFFENSIVE BACKUPS

RB, #7 Jordan Williams
RB, #10 Trevon White
TE, #3 Xzavion Pitt
TE, #12 Tim Powell
OT, #50 Josh Bradley
OG, #58 Jalen Cain
OG, #60 Kemazi Bradley
C, #77 Ja-qwayveus Brinson
OT, #75 Kameron Dickens
QB, #8 Ni'Zavion Black
FB, #25 Treheem Daniels

Special Teams

Holder: #2 Najee Farmer
Kicker: #86 Layton Dupree
Long Snapper: #34 Troy Babb
Punter: #86 Layton Dupree

DEFENSIVE STARTERS

DE; #60 Judd Goldbach - Sr
DE; #81 Derek Sutterby - Sr
DT; #50 Braden Bottoms - Sr
DT; #36 Kaleb Tilley - Sr
ILB; #6 Benji Gosnell - Jr
ILB; #23 Luke Bullington - Sr
SS; #11 Kyle Zinn - So
SS; #5 Trey Armstrong - Jr
CB; #22 Tristan Harless - Sr
CB; #10 Layton Allen - Jr
FS; #20 Tye Needham - Sr

DEFENSIVE BACKUPS

DE; #8 Brett Clayton - So
DE; #56 Gavin Atkins - So
DT; #52 Sam Whitt - Jr
DT; #67 Mackenzie Baker - Sr
LB; #15 Jeremy Gibson - Sr
LB; #44 Delbert Perez - Jr
SS; #4 Trace Tilley - Jr
SS; #82 Will Hiatt - Sr
CB; #21 Luke Bowman - Jr
CB; #3 Carson Hawks - Sr
FS; #9 Colby Johnson - So

OFFENSIVE STARTERS

RT; #53 Jesse Whitaker - Sr
RG; #52 Sam Whitt - Jr
C; #65 Victor Flores - Sr
LG; #67 Mackenzie Baker - Sr
LT; #57 Kole Pruitt - So
TE; #6 Benji Gosnell - Jr
TE; #81 Derek Sutterby - Sr
WR; #10 Layton Allen - Jr
WR; #3 Carson Hawks - Sr
RB; #23 Luke Bullington - Sr
QB; #2 Folger Boaz - So

OFFENSIVE BACKUPS

OL; #64 Joshua Fogleman - Sr
OL; #50 Braden Bottoms - Sr
OL; #60 Judd Goldbach - Sr
OL; #56 Gavin Atkins - So
OL; #75 JT Simmons - So
TE; #24 Stephen Brantley - So
RB; #5 Trey Armstrong - Jr
RB; #21 Luke Bowman - Jr
WR; #20 Tye Needham - Sr
WR; #82 Will Hiatt - Sr
QB; #3 Carson Hawks - Sr

Special Teams

Holder: #20 Tye Needham; Sr
Kicker: #81 Derek Sutterby; Sr
Long Snapper: #11 Kyle Zinn; So
Punter: #81 Derek Sutterby; Sr




2020-21 NCHSAA 2A FOOTBALL STATE CHAMPIONSHIP



Game times may be 6:30, 7:00, or 7:30 p.m. by mutual agreement. In lieu of mutual agreement, game time is 7:30.



CLICK IT OR TICKET





2020-21 2A Championship Team Information



REIDSVILLE

RAMS

LOCATION: Reidsville, NC
CONFERENCE: Mid-State 2A
RECORD: 10-0 (4-0)
PRINCIPAL: Curtis Gore
ATHLETIC DIRECTOR: Joe Walker
HEAD COACH: Jim Teague
ASSISTANT(S): Doug Marrs, Erik Teague, Brian Knowles, Steve Knowles, Al Hendricks, Eric Greer, Anthony Manisfield, Jamie Jackson
TEAM BENCH PERSONNEL: Chryl Hines, Alexis Galloway, Chico Galloway, Tab Haggler, Todd Madrin, Brent Barber, Sam Hagwood, Patrick Brady

2020-21 SCHEDULE & RESULTS

3/5	@ East Surry	48 - 14 (W)
3/12	Ragsdale	42 - 0 (W)
3/19	@ Carrboro*	49 - 0 (W)
3/26	@ Graham*	78 - 0 (W)
4/1	Cummings*	53 - 14 (W)
4/9	Bartlett Yancey*	42 - 0 (W)
4/16	Southwest Onslow#	50 - 0 (W)
4/23	Wallace-Rose Hill#	49 - 15 (W)
4/30	Northeastern#	49 - 21 (W)
5/8	Mountain Heritage#	35 - 6 (W)

Previous State Championship Appearances (24; 17-6-1)

2019 2A - def. Northeastern 14-0
 2018 2A - def. Northeastern 31-28
 2017 2A - lost to Wallace-Rose Hill 35-28 (OT)
 2016 2A - def. John A. Holmes 58-12
 2009 2AA - def. Newton-Conover 28-6
 2008 2AA - def. East Lincoln 24-7
 2007 2AA - def. Shelby 28-20
 2005 2AA - lost to Shelby 26-18
 2003 2AA - def. Bandys 68-12
 2002 2AA - def. Bandys 34-14
 1954 2A - def. Graham 20-6
 1951 2A - lost to Lumberton 18-13
 1950 2A - def. Henderson 26-0
 1949 Class A - lost to Henderson 20-14
 1945 Class A - def. Laurinburg 27-0
 1944 Class A - lost to Laurinburg 8-7
 1943 Class A - tie Laurinburg 6-6
 1940 Class B - def. Elizabeth City 14-12
 1939 Class B - def. Hamlet 18-0
 1937 Class B - def. Hamlet 19-6
 1934 Class B - lost to Edenton 6-0
 1932 Class B - def. Elizabeth City 32-12
 1931 Class B - def. Apex 6-0
 1930 Class B - def. Apex 20-7

All-Time Playoff Record (Since 1972)

33 Appearances - 82-25



MOUNTAIN HERITAGE

COUGARS

LOCATION: Burnsville, NC
CONFERENCE: Western Highlands 1A/2A
RECORD: 7-2 (2-1)
PRINCIPAL: Kevin Huskins
ATHLETIC DIRECTOR: Joey Robinson
HEAD COACH: Joey Robinson
ASSISTANT(S): Jered Pope, Hank Newson, Britt Burleson, Tim Denton

TEAM BENCH PERSONNEL: Heath Treadway, Emory Miller, Heather Dale, Cooper Dale, Jeremy Burnette, Ronnie Randolph, Allen Wilson, Joe Bell, Shane Dale, Anthony Randolph, Jake Virnelson, Wade Shehan

2020-21 SCHEDULE & RESULTS

2/26	@ Brevard	8 - 6 (W)
3/5	Hendersonville	40 - 27 (W)
3/19	@ Mitchell*	14 - 35 (L)
3/26	@ Charles D. Owen*	34 - 14 (W)
4/5	Madison*	54 - 3 (W)
4/16	Forbush#	46 - 21 (W)
4/23	Mount Pleasant#	26 - 15 (W)
4/30	@ Hendersonville#	30 - 29 (W)
5/8	Reidsville#	35 - 6 (L)

Previous State Championship Appearances (1; 0-1)

2009 2A - lost to Tarboro 28-3

All-Time Playoff Record (Since 1972)

20 Appearances - 21-19



REIDSVILLE RAMS ROSTER



#	NAME	YR	HT	WT	P	#	NAME	YR	HT	WT	P
1	Breon Pass	SR	6' 0"	175	WR/P	24	Omarie Siddle	JR	5' 5"	150	RB/LB
2	Kahree Hayes	SR	5' 11"	160	FS/WR	25	Matthew McKinney	SR	6' 2"	175	P/K
3	Jalen Galloway	SR	5' 10"	165	WR/QB	30	Levar Strange	SR	6' 1"	215	LB
4	Talik Hairston	SR	5' 10"	160	WR/DB	31	Aidan Mansfield	FR	6' 0"	150	WR/LB
5	Jevon Burton	SR	5' 10"	190	LB/RB	32	Queshyne Flippen	FR	5' 10"	135	DB/WR
6	Jaden Robinson	SR	6' 0"	170	WR/CB	33	Grayson Robinson	FR	5' 7"	125	WR/DB
7	Kyle Pinnix	SR	6' 2"	185	QB	40	Greyson Blackwell	SO	5' 7"	178	RB/LB
8	Tamir Johnson	SO	5' 9"	165	WR/LB	50	Ki Rankin	SR	6' 0"	240	OL/DL
9	JD McCain	SO	6' 1"	165	FS/WR	51	Nhycer Kelly	SO	6' 3"	275	DT/G
10	Julius Miller	JR	5' 10"	170	RB/LB	53	Keyshawn Hilderbrand	SO	5' 9"	200	DE
11	Jimmarion Blair	JR	5' 10"	165	WR/CB	54	Isaiah Mosqueda	SR	6' 0"	300	NG/OL
12	Vince Widerman	JR	6' 0"	208	LB/WR	56	Nashaun Price	SO	5' 11"	290	DT/T
14	Cam Peoples	JR	5' 8"	170	QB/WR	60	Sebastian Pena	JR	5' 11"	240	DL/OL
15	Al Lee	FR	6' 2"	175	QB/LB	61	Jacob Guill	SR	6' 0"	280	C/G
16	Lorenzo Mendoza	SO	5' 10"	170	WR/LB	63	Orion Johnson	SR	6' 2"	230	G/NG
17	Shawn Stinson	JR	5' 10"	135	WR	65	Trey Lee	JR	5' 10"	190	DL/OL
18	Devin Shyrock	FR	6' 1"	196	WR/DE	70	Joshua Williams	JR	5' 7"	225	DL/OL
20	Stevion Harrison	SR	5' 10"	215	RB/LB	73	Keyan Floyd	SR	6' 1"	250	DL/OL
21	Davian Larry	JR	5' 6"	175	RB/LB	77	Thomas Lunsford	JR	5' 10"	310	C/T
22	Paul Widerman	FR	5' 11"	180	WR/LB	85	Omarian Pettiford	SR	5' 9"	155	WR/LB
23	Omarion Pettiford	SR	5' 11"	148	WR/RB	99	Anthony Franson	JR	5' 10"	135	K
23	Sean Thompson	JR	5' 5"	120	CB/RB						

ROSTER INFORMATION PROVIDED BY SCHOOLS



MOUNTAIN HERITAGE COUGARS ROSTER



#	NAME	YR	HT	WT	P	#	NAME	YR	HT	WT	P
1	Logan Huskins	JR	6' 0"	220	RB/LB	24	Jacob McCurry	JR	6' 2"	170	LB/WB
2	Gabe Silvers	JR	5' 10"	180	QB/FS	33	Dylan Whitson	SR	5' 10"	220	DL/RB
4	Chance McIntosh	SO	5' 8"	140	DB/WR	42	Kason Hall	SR	6' 0"	225	LB/RB
6	Jace Burleson	JR	5' 11"	160	WR/CB	43	Joe Webb	SR	6' 2"	210	LB/TE
7	Jakob Mccool	JR	5' 11"	160	RB/CB	45	Colby Capps	SO	5' 11"	145	DB/WR
8	Payton Allen	SR	5' 9"	185	TE/LB	50	Adam Cannon	SR	5' 11"	200	OL/DL
9	Adam Ledford	SO	6' 4"	165	FS/WR	52	Hunter Hamlin	FR	5' 10"	180	OL/DL
10	Mason Robinson	JR	5' 11"	190	TE/LB	54	Bryson Hoilman	JR	6' 1"	225	DT/OT
11	Griffin Ray	SO	6' 2"	170	QB/LB	55	Sage Austin	JR	6' 4"	228	DE/T
12	Jalen Branton	SR	6' 1"	160	WR/CB	58	Logan Collier	JR	5' 8"	180	T/DT
13	Cristobal Pahuamba	SR	6' 1"	170	LB/TE	64	Ashton Hoilman	JR	6' 0"	225	G/DT
14	Wesley Burgin	SR	5' 8"	140	WB/DB	65	Grady Brooks	SR	6' 3"	300	OL/DT
15	Kamron Woody	SR	6' 2"	175	WR/DB	67	Yacid Garcia	SO	5' 10"	190	OL/DL
17	Danny Lemaster	SR	6' 0"	180	DB/WR	68	Caleb Marsh	SO	6' 1"	210	OL/DL
18	Caleb Cannon	JR	5' 9"	140	WR/DB	72	Lucas Randolph	JR	6' 2"	300	OL/DL
19	Jayden Woody	JR	6' 0"	160	WR/DB	73	Gage Cole	SO	6' 2"	190	OL/DL
20	Logan Higgins	SR	6' 5"	225	WB/LB	74	Braeden Tabor	SR	6' 0"	220	C
21	Josh Jobe	SR	6' 0"	160	DW/WR	77	Hunter Jones	SR	6' 0"	290	OL/DL
22	Tim Silvers	JR	5' 10"	140	WB/LB						

ROSTER INFORMATION PROVIDED BY SCHOOLS



2020-21 2A CHAMPIONSHIP EXPECTED STARTERS



REIDSVILLE RAMS



MOUNTAIN HERITAGE COUGARS

DEFENSIVE STARTERS

CB - #1 Breon Pass; All-Conf; All-Area, All-State
 CB - #6 Jaden Robinson; All-Conf
 FS - #2 Kyree Hayes; All-Conf
 LB - #9 JD McCain; All-Conf
 LB - #5 Javon Burton; All-Conf
 OLB - #22 Paul Widerman
 OLB - #23 Omarion Pettiford
 NG - #50 Ki Rankin; All-Conf; All-Area
 DT - #73 Kenyon Floyd; All-Conf
 DE - #12 Vince Widerman
 DE - #15 Al Lee

DEFENSIVE BACKUPS

DE - #18 Devin Shrrock
 NG - #51 Nycer Kelly
 DT - #56 NaShaun Price
 LB - #21 Davian Larry
 CB - #14 Cam Peoples
 DE - #65 Trey Lee
 LB - #20 Steve Harrison
 CB - #32 Quashawn Fillpin
 LB - #31 Aiden Manisfield
 S - #4 Talik Harrison
 OLB - #10 Julius Miller

OFFENSIVE STARTERS

QB - #7 Kyle Pinnix; All-Conf
 RB - #20 Steve Harrison; All-Conf
 RB - #10 Julius Miller
 Z - #3 Jalen Galloway; All-Conf
 Y - #6 Jaden Robinson; All-Conf
 X - #1 Breon Pass; All-Conf; All-Area, All-State, Shrine Bowl selection
 T - #54 Isiah Mosqueda; All-Conf
 G - #50 Ki Rankin; All-Conf
 C - #61 Jacob Guill; All-Conf
 G - #63 Orion Johnson; All-Conf
 T - #56 Nashaun Price

OFFENSIVE BACKUPS

QB - #15 Al Lee
 RB - #5 Javon Burton
 HB - #14 Cam Peoples
 Y - #4 Talik Harrsion
 Z - #32 Quashawn Fillpin
 X - #2 Kyree Hayes
 T - #70 Josh Williams
 G - #73 Keyon Floyd
 C - #77 Tommy Lunsford
 G - #65 Trey Lee
 T - #3 Vincent Galloway

Special Teams

Holder: #25 Mathew McKinney
 Kicker: #99 Anthony Franson
 Long Snapper: #12 Vince Widerman
 Punter: #1 Breon Pass

DEFENSIVE STARTERS

NG	#33	Dylan Whitson	Sr.	5'10"	220
DT	#65	Grady Brooks	Sr.	6'3"	300
DE	#55	Sage Austin	Jr.	6'4"	228
LB	#8	Payton Allen	Sr.	5'9"	185
OLB	#10	Mason Robinson	Jr.	5'11"	190
MLB	#42	Kason Hall	Sr.	6'0"	225
OLB	#43	Joe Webb	Sr.	6'2"	210
OLB	#20	Logan Higgins	Sr.	6'5"	225
FS	#7	Jakob McCool	Jr.	5'11"	160
CB	#12	Jalen Branton	Sr.	6'1"	160
DB	#21	Josh Jobe	Sr.	6'0"	160

DEFENSIVE BACKUPS

DB	#21	Josh Jobe	Sr.	6'0"	160
MLB	#1	Logan Huskins	Jr.	6'0"	220
OLB	#13	Cristobal Pahuamba	Sr.	6'1"	170
DB	#15	Kamron Woody	Sr.	6'2"	175
DT	#54	Bryson Hoilman	Jr.	5'9"	170
DT	#64	Ashton Hoilman	Jr.	6'0"	205

OFFENSIVE STARTERS

QB	#2	Gabe Silvers	Jr.	5'10"	180
TE	#8	Payton Allen	Sr.	5'9"	185
WR	#12	Jalen Branton	Sr.	6'1"	160
WB	#14	Wesley Burgin	Sr.	5'8"	140
WB	#20	Logan Higgins	Sr.	6'5"	225
MLB	#42	Kason Hall	Sr.	6'0"	225
LT	#54	Bryson Hoilman	Jr.	6'1"	225
RG	#64	Ashton Hoilman	Jr.	6'0"	225
RT	#65	Grady Brooks	Sr.	6'3"	300
LG	#72	Lucas Randolph	Jr.	6'2"	300
C	#74	Braeden Tabor	Sr.	6'0"	220

OFFENSIVE BACKUPS

RB	#1	Logan Huskins	Jr.	6'0"	220
WB	#7	Jakob McCool	Jr.	5'11"	160
QB	#12	Jalen Branton	Sr.	6'1"	160
TE	#13	Cristobal Pahuamba	Sr.	6'1"	170
WR	#15	Kamron Woody	Sr.	6'2"	175
T	#55	Sage Austin	Jr.	6'4"	228
OL	#50	Adam Cannon	Sr.	5'11"	200

Special Teams

H:	#2	Gabe Silvers	Jr.	5'10"	180
K:	#12	Jalen Branton	Sr.	6'1"	160
LS:	#7	Jakob McCool	Jr.	5'11"	160
P:	#2	Gabe Silvers	Jr.	5'10"	180




2020-21 NCHSAA 2AA FOOTBALL STATE CHAMPIONSHIP



Game times may be 6:30, 7:00, or 7:30 p.m. by mutual agreement. In lieu of mutual agreement, game time is 7:30.



CLICK IT OR TICKET





2020-21 2AA Championship Team Information



ST. PAULS
BULLDOGS

LOCATION: St. Pauls, NC

CONFERENCE: Three Rivers 1A/2A

RECORD: 8-1 (5-0)

PRINCIPAL: Jason Suggs

ATHLETIC DIRECTOR: Matthew Hunt

HEAD COACH: Mike Setzer

ASSISTANT(S): Eric Murphy, Dominique Bridges, Chansey Cannady, Tyler Campbell, Calvin Randall, Jeremy Carthen, Tromaine Smith

TEAM BENCH PERSONNEL: Naomi Chang

2020-21 SCHEDULE & RESULTS

3/19	@ East Bladen*	36 - 22 (W)
3/27	Whiteville*	36 - 27 (W)
4/1	@ West Bladen*	48 - 8 (W)
4/5	@ Fairmont*	48 - 0 (W)
4/9	@ Red Springs*	42 - 25 (W)
4/16	Randleman#	35 - 9 (W)
4/23	SouthWest Edgecombe#	14 - 0 (W)
4/30	@ Washington#	34 - 23 (W)
5/6	Salisbury#	42 - 14 (L)

Previous State Championship Appearances (0; 0-0)

First State Championship Game Appearance

Reached the Regional Finals Three Times prior to this year.

1992 2A RF - lost to W. Brunswick 39-14

1989 1A RF - lost to Swain County 57-23

1985 1A RF - lost to Swain County 47-22

All-Time Playoff Record (Since 1972)

27 Appearances - 22-17



SALISBURY
HORNETS

LOCATION: Salisbury, NC

CONFERENCE: Central Carolina 2A

RECORD: 9-2 (4-2)

PRINCIPAL: Marvin Moore

ATHLETIC DIRECTOR: Brian Hinson

HEAD COACH: Brian Hinson

ASSISTANT(S): Mike Herndon, Shane Fluett, Mike Dowdy, Wesley Jackson, Jeff Burton, Mark Weycker, EJ Ransom, Taylor Fender, & Carson Herndon

TEAM BENCH PERSONNEL: Kasey Blankenship, Charlie Drury, Deshawn Brown, Tre Goodlet, Ellen Yang, & Caroline Cozart

2020-21 SCHEDULE & RESULTS

2/25	West Rowan	36 - 0 (W)
3/5	Oak Grove*	13 - 20 (L)
3/12	@ Lexington Senior*	51 - 0 (W)
3/19	North Davidson*	14 - 21 (L)
3/26	@ Central Davidson*	28 - 6 (W)
4/1	Ledford Senior*	42 - 6 (W)
4/9	@ South Rowan*	62 - 3 (W)
4/16	@ Maiden#	52 - 12 (W)
4/23	@ Burns#	10 - 7 (W)
4/30	@ North Davidson#	24 - 21 (W)
5/6	St. Pauls#	42 - 14 (W)

Previous State Championship Appearances (4; 3-1)

1955 3A - def. Durham 13-6

1957 3A - def. Fayetteville 21-0

2010 2AA - def. Northeastern 30-0

2019 2AA - lost to Shelby 34-0

All-Time Playoff Record (Since 1972)

20 Appearances - 29-18



ST. PAULS BULLDOGS ROSTER



#	NAME	YR	HT	WT	P	#	NAME	YR	HT	WT	P
1	Mikail Breeden	JR	5' 10"	197	QB	26	Demonta Williams	SR	5' 9"	180	RB
2	Jau'corey Campbell	SO	6' 1"	140	WR/FS	28	Delvon Wells	FR	5' 6"	150	RB
3	Eric Malloy	SR	6' 0"	185	SS/LB	30	Trejon McBryde	SO	6' 0"	210	LB/FB
4	Elston Powell	JR	5' 10"	165	WR/CB	36	Johnathan McRae	SO	5' 11"	150	DB
5	Waltay Jackson	SR	5' 11"	160	WR	38	Skylar Lancaster	FR	5' 8"	150	LB
6	Zious Dorley	SO	5' 8"	150	RB/CB	40	Ethan Roberts	SR	6' 0"	245	DT/FB
7	Martev Gunter	JR	5' 10"	150	WR/DB	43	Moises Hernandez	JR	5' 8"	140	RB
8	Erick Washington	SR	5' 11"	205	LB/DE	44	Jamir McMillan	FR	5' 5"	165	RB
9	William Ford	SR	6' 4"	218	TE/WR	50	Bradley Gooden	JR	6' 3"	270	OL/DL
11	Tommy Parker	SO	5' 9"	175	QB/LB	51	Jameson Hall	JR	5' 10"	190	FB/LB
12	Jamarcus Simmons	JR	5' 10"	170	RB	52	Jorge Castillo	JR	5' 9"	240	C
14	Enrique Lopez-Ray	SR	6' 4"	240	DE/TE	55	Adrian Hall	SO	5' 8"	170	LB
15	Kenneth (KJ) Jones	SO	5' 11"	160	WR/CB	56	Nore McEachern	SR	5' 10"	265	G
16	Nastalous Wactor	SR	5' 8"	155	WR/FS	58	Chris Rodriguez	FR	5' 8"	210	OL
17	Jamarcus Smith	FR	6' 0"	200	WR	65	James Britt	SO	6' 3"	275	T/G
17	Cristian Williams	SR	5' 10"	161	LB	66	Jordan Ashworth	SO	5' 9"	215	OL
20	Ayham Hajran	SR	5' 7"	135	K	70	Ja'queze Anderson	JR	5' 8"	240	DT
21	Keith Pittman	SR	5' 8"	195	LB/SS	72	Kendall Chavis	SR	6' 2"	310	G
22	Tayshaun Murphy	JR	5' 10"	248	FB/LB	76	Daekwon Payne	JR	6' 2"	275	T
23	Kemarion Baldwin	SO	5' 9"	215	RB/LB	88	Houston Hunt	SO	6' 2"	245	T/DE
24	James Holmes	SO	5' 10"	215	FB/DT						
25	Ronald Reed	JR	5' 11"	205	DE						

ROSTER INFORMATION PROVIDED BY SCHOOLS



SALISBURY HORNETS ROSTER



#	NAME	YR	HT	WT	P	#	NAME	YR	HT	WT	P
2	Mike Geter	FR	6' 0"	168	ATH	25	Marcus Cook	JR	5' 11"	175	WR/DB
3	Vance Honeycutt	SR	6' 2"	170	QB	26	Brian Brown	SR	6' 0"	150	CB
4	Jackson Murphy	SR	6' 3"	175	LS/WR	30	Wade Robbins	JR	5' 9"	140	K/P
5	Jayden Gibson	JR	5' 9"	160	WR/CB	31	DJ Adams	FR	5' 9"	197	LB/RB
6	JyMikaah Wells	SO	5' 9"	223	RB	32	Jaden Gaither	JR	6' 2"	210	TE/LB
7	Jerome Blakeney	SO	5' 10"	160	WR/QB	34	Amare Johnson	SO	5' 11"	210	LB/RB
8	Chase Shoaf	SR	5' 9"	180	WR	42	Jaylin Graham-Taylor	FR	5' 10"	210	DL/TE
9	Zae Clay	SR	5' 11"	225	LB/DE	50	Tkaii Gaither	SR	5' 10"	210	T/G
10	Zae Neal	JR	5' 10"	170	DB	51	Chandler Wilson	JR	6' 2"	250	DL/OL
11	Jalon Walker	JR	6' 3"	220	OLB	54	Bryan Rosado	SO	5' 10"	285	OL
12	Damien Brandon	SO	5' 9"	210	LB/RB	55	Anthony Young	FR	5' 8"	235	OL/DL
13	Deuce Walker	FR	5' 10"	160	DB/WR	55	Anthony Young	FR	5' 8"	215	OL
14	Jackson Everson	JR	5' 10"	167	WR	56	Christian Hunter	JR	5' 10"	210	OL
15	Christian Morgan	SR	6' 2"	179	WR/FS	64	Jacoby Heggins	SR	5' 8"	250	OL
17	Jeremiah Booker	JR	5' 8"	190	RB	65	Sam Evans	SR	5' 9"	245	G/C
18	Reed Fugle	JR	5' 11"	215	LB/QB	66	Antonio Young	FR	5' 10"	230	OL
19	Brandon Broadway	SR	6' 2"	198	DL/DE	70	Wayne Wooden	SR	6' 1"	220	T
20	NickTillman	FR	5' 11"	215	DL	74	Christian Zavala	JR	5' 9"	210	T/G
21	Blaise Miller	FR	5' 9"	180	LB/RB	76	Jacquez Peele	SR	6' 5"	330	G/NG
22	Dominic Wallace	SO	5' 7"	140	WR/DB	92	Nicholas Hall	JR	6' 1"	285	DT/FB
23	Nature Smith	SO	6' 0"	171	DB/WR	99	Kevin Hayes	SR	6' 0"	255	DE/DT
24	Josh Hill	SR	5' 11"	215	TE/LB						

ROSTER INFORMATION PROVIDED BY SCHOOLS



2020-21 2AA CHAMPIONSHIP EXPECTED STARTERS



ST. PAULS BULLDOGS



SALISBURY HORNETS

DEFENSIVE STARTERS

DE, #25 Ronald Reed
DT, #88 Houston Hunt
NG, #40 Ethan Roberts - Signed to Eastern Illinois
DE, #14 Enrique Lopez-Ray - Signed to Air Force Academy
LB, #3 Eric Malloy
LB, #8 Erick Washington
LB, #21 Keith Pittman
CB, #4 Elston Powell
CB, #12 JaMarcus Simmons
SS, #7 Martev Gunter
FS, #9 Will Ford - Signed to Florida Atlantic University

DEFENSIVE BACKUPS

DE, #50 Bradley Gooden
DT, #56 Nore McEachern
NG, #58 Chris Rodriguez
DE, #51 Jameson Hall
LB, #55 Adrian Hall
LB, #22 Tayshaun Murphy
LB, #30 TreJon McBryde
CB, #2 Jau'Corey Campbell
CB, #6 Zious Dorley
SS, #15 Kenneth Jones
FS, #5 Waltay Jackson - Committed to Lenoir-Rhyne University

OFFENSIVE STARTERS

QB, #1 Mikail Breeden
RB, #23 KeMarion Baldwin
FB, #22 Tayshaun Murphy
WR, #5 Waltay Jackson - Committed to Lenoir-Rhyne University
WR, #9 Will Ford - Signed to Florida Atlantic University
WR, #16 Nastalous Wactor
LT, #50 Bradley Gooden
LG, #65 Dillon Britt
C, #70 Ja'queue Anderson
RG, #56 Nore McEachern
RT, #76 Daekwon Payne

OFFENSIVE BACKUPS

QB, #11 TJ Parker
RB, #26 Demonta Williams
FB, #30 Trejon McBryde
WR, #4 Elston Powell
WR, #15 Kenneth Jones
WR, #2 Jau'Corey Campbell
LT, #50 Bradley Gooden
LG, #72 Kendall Chavis
C, #58 Chris Rodriguez
RG, #66 Jordan Ashworth
RT, #76 Daekwon Payne

Special Teams

Holder: #15 Kenneth Jones
Kicker: #20 Ayham Hajran
Long Snapper: #56 Nore McEachern
Punter: #1 Mikail Breeden

DEFENSIVE STARTERS

DL- #99 Kevin Hayes- 2-time All-CCC
DL- #92 Nick Hall
DL- #9 Zae Clay- 2-Time CCC Lineman of Year
DL- #19 Brandon Broadway - All-Conf
LB- #11 Jalon Walker - CCC Def. Player of the Year
LB- #32 Jaden Gaither - All-Conf
LB- #34 Amare Johnson
CB- #13 Deuce Walker
F- #2 Mike Geter
R- #10 Zae Neal - All-Conf
CB- #26 Brian Brown

DEFENSIVE BACKUPS

None Listed

OFFENSIVE STARTERS

LT- #76 Jacquez Peele- All-Conf
LG- #64 Jacoby Heggins
C- #54 Bryan Rosado
RG- #65 Sam Evans
RT- #50 Tkaii Gaither
H- #24 Josh Hill
Y- #25 Marcus Cook - All-Conf
Z- #4 Jackson Murphy
X- #13 Deuce Walker
RB- #6 JyMikaah Wells - All-Conf
QB- #3 Vance Honeycutt - All-Conf

OFFENSIVE BACKUPS

WR- #5 Jayden Gibson
WR- #15 Christian Morgan
ATH- #2 Mike Geter
Ath- #11 Jalon Walker - CCC Def POY
OL- #70 Wayne Wooden
OL- #74 Christian Zavala
OL - #56 Christian Hunter

Special Teams

Holder: #3 Vance Honeycutt - All-Conf
Kicker: #30 Wade Robins
Long Snapper: #4 Jackson Murphy
Punter: #3 Vance Honeycutt - All-Conf



2020-21 NCHSAA 3A FOOTBALL STATE CHAMPIONSHIP



1 Rocky Mount

42-28

8 Eastern Alamance

Eastern Alamance

4 Terry Sanford

14-7

Western Alamance

Western Alamance

5 Western Alamance

38-13

3 Havelock

49-17

56-14

6 Southern Guilford

Havelock

Havelock

Havelock

2 Northwood

32-7

Northwood

7 West Carteret

17-0

1 A.C. Reynolds

14-7

8 West Rowan

A.C. Reynolds

4 Charlotte Catholic

27-0

Charlotte Catholic

Charlotte Catholic

Charlotte Catholic

5 Crest

28-21

3 Kings Mountain

49-6

6 J.M. Robinson

Kings Mountain

Monroe

2 Statesville

35-21

Monroe

7 Monroe

47-21



CLICK IT OR TICKET

**NFHS
NETWORK**

Charlotte Catholic
CHAMPION
14-7





2020-21 3A Championship Team Information



HAVELOCK
RAMS



CHARLOTTE CATHOLIC
COUGARS

LOCATION: Havelock, NC

CONFERENCE: Coastal 3A

RECORD: 10-1 (5-0)

PRINCIPAL: Stacie Friebe

ATHLETIC DIRECTOR: Tameka Wiggins

HEAD COACH: Allen Wooten

ASSISTANT(S): Travis Sabdo, Tony Wray, Kenneth Frazier, Bob Sabdo, Brent Wooten, Derrick Hunter, Doneal Richards, Chase Holleman, Brandon Akins, Thomas Baker, Alex Bell

TEAM BENCH PERSONNEL: Jennifer Schmitt, Jayden Hunter, Hailee Holt Cortright, Delaney Maybee, Jim Anderson, Sean Crotty, Joe Lamount

2020-21 SCHEDULE & RESULTS

2/26	@ Northeastern	52 - 15 (W)
3/5	@ Wallace-Rose Hill	56 - 7 (W)
3/12	West Carteret*	62 - 13 (W)
3/19	White Oak*	62 - 8 (W)
3/26	@ Northside - Jacksonville*	43 - 0 (W)
4/2	Swansboro*	68 - 0 (W)
4/8	@ Jacksonville*	41 - 14 (W)
4/16	Southern Guilford#	56 - 14 (W)
4/23	@ Northwood#	32 - 7 (W)
4/30	Western Alamance#	49 - 17 (W)
5/7	Charlotte Catholic#	14 - 7 (L)

Previous State Championship Appearances (7; 3-4)

2017 3A - lost to Charlotte Catholic 28-14
2014 3A - lost to Crest 24-3
2013 3A - def. Concord 21-13
2012 3A - def. Concord 21-13
2011 3A - def. West Rowan 38-6
1986 3A - lost to Shelby 9-6
1975 3A - lost to Pisgah 35-24

All-Time Playoff Record (Since 1972)

33 Appearances - 54-29

LOCATION: Charlotte, NC

CONFERENCE: Southern Carolina 3A

RECORD: 9-1 (5-1)

PRINCIPAL: Kurt Telford

ATHLETIC DIRECTOR: Kevin Christmas

HEAD COACH: Mike Brodowicz

ASSISTANT(S): Kevin Glossner, Kevin Christmas, Marty Chutney, Larry Kennedy, Tucker Windle, Mark Harrell, Ray Hradek, Marty Hochertz, David Kotulski, Stephan Schachner, Matt Reilly

TEAM BENCH PERSONNEL: Todd Wieski, Tim Greene

2020-21 SCHEDULE & RESULTS

2/26	@ Monroe*	27 - 0 (W)
3/5	Weddington*	3 - 7 (L)
3/12	Sun Valley*	51 - 7 (W)
3/26	Parkwood*	44 - 14 (W)
4/5	@ Cuthbertson*	26 - 19 (W)
4/9	Marvin Ridge*	21 - 17 (W)
4/16	Crest#	28 - 21 (W)
4/23	@ A.C. Reynolds#	27 - 0 (W)
4/30	Monroe#	24 - 14 (W)
5/7	Havelock#	14 - 7 (W)

Previous State Championship Appearances (11; 7-4)

2019 3A - def. Southern Nash 23-7
2018 3A - def. Jacksonville 17-14
2017 3A - def. Havelock 28-14
2015 4A - def. J.H. Rose 27-20
2014 4A - lost to New Bern 23-15
2012 3AA - lost to Northern Guilford 64-26
2007 3AA - lost to Dudley 28-20
2006 3AA - lost to Eastern Randolph 15-7
2005 3AA - lost to Walter M. Williams 21-13
2004 2AA - def. Western Alamance 14-7
1977 2A - def. Clayton 42-20

All-Time Playoff Record (Since 1972)

37 Appearances - 81-27



HAVELOCK RAMS ROSTER



#	NAME	YR	HT	WT	P	#	NAME	YR	HT	WT	P
1	Kamron Hoover	SR	5' 10"	165	DB/WR	40	Vontrell Price	SO	6' 0"	200	DL
2	Shontez Frazier	SR	5' 6"	157	DB/WR	41	Marion Frazier	FR	5' 4"	135	ATH
3	AJ Moore	SR	6' 0"	230	LB/RB	42	Edward Steward	JR	6' 2"	230	DE
4	Jason Moore	JR	5' 9"	165	D/WR	43	Donovan Williams	SR	5' 10"	225	DT
5	Damario Reeves	SR	6' 0"	160	CB/WR	44	Jaden Nesbitt	SO	5' 11"	185	RB/LB
6	Jaheim Lockhart	SR	6' 2"	185	WR/DB	45	Joseph Jones	SO	5' 9"	207	DL
7	Michael Cruz	SR	5' 10"	165	ATH	48	Isaiah Richards	SR	5' 9"	220	LB
8	RJ Manninig	SO	5' 9"	150	WR/DB	50	Nick Crotty	SR	6' 3"	230	C
9	Anthony Granger	SR	5' 11"	165	DB/WR	51	Jonneth Burkes	JR	6' 3"	215	OL
10	Marcus Gatling	SR	5' 11"	210	LB	52	Jonathan Bauzon	FR	5' 10"	200	C
11	Javonte Vereen	SO	6' 4"	204	WR/DB	53	Ty Hickey	FR	5' 10"	212	OL/DL
12	Andrew Frazier	SO	6' 0"	190	QB/S	55	Jobias Rivers	JR	5' 9"	185	OL/LB
14	Terrell Barksdale	JR	5' 10"	200	QB/LB	56	Josiah Johnson	SR	6' 3"	220	OL/DL
15	Braylon Cushinberry	JR	5' 7"	155	FS/WR	58	Jacobe Rivers	SR	6' 2"	205	DL/OL
18	Ethan Granger	JR	6' 5"	190	LB/WR	59	Gabe Godette	JR	6' 0"	215	G/DT
20	Quinton Hill	SR	6' 5"	190	OLB	60	Luke Baldree	SO	6' 0"	220	OL/DL
21	Kamarro Edmonds	SR	5' 11"	200	RB/DB	62	Jonte Morris	SR	6' 0"	245	OL/DL
22	Ledel George	JR	5' 8"	156	WR/DB	65	Chris Williams	SR	6' 2"	245	DL/OL
23	Jashun Vereen	SR	6' 5"	205	LB/WR	68	Dez'Mon Bishop	SO	6' 1"	250	DT
24	Jaylen Budget	SR	5' 8"	165	RB/LB	70	Jaquon Franks	SR	6' 3"	270	OT/DL
25	Dominic Young	SO	5' 7"	145	WR/CB	71	Devin Dunn	SO	6' 2"	200	OL/DL
27	Blake Hyman	FR	6' 0"	173	LB/QB	74	Edward Padgette	FR	6' 2"	275	OL/DL
28	Tyree Mueller	SO	5' 11"	190	RB/DB	75	Ja'quon Franks	SR	6' 3"	270	T/DE
32	Alex Houmana	JR	5' 11"	180	P	75	Keyshawn Frazier	SR	5' 7"	208	DT
33	William Ferry	JR	5' 10"	175	K	78	Jeremiah Martin	FR	6' 2"	301	DL/OL
34	James Tull	SO	5' 9"	150	WR/LB	80	Jonathon Jones	JR	6' 0"	145	WR/DB
35	Raymond Yanez	SO	5' 9"	145	K	81	Shyheim Taylor	JR	5' 10"	155	CB/WR

ROSTER INFORMATION PROVIDED BY SCHOOLS



CHARLOTTE CATHOLIC COUGARS ROSTER



#	NAME	YR	HT	WT	P	#	NAME	YR	HT	WT	P
2	Paul Neel	SR	5' 10"	187	RB	48	Cavanaugh Macquarrie	SR	6' 0"	210	DE/TE
3	Charlie Woeste	SR	6' 1"	183	CB	50	Liam Fitzpatrick	SR	5' 10"	170	D
4	Adam Franek	SR	5' 11"	185	RB/SB	51	Jamey Hogg	JR	5' 9"	170	OLB
5	Tommy Hoefling	JR	5' 10"	165	CB/FS	52	William Dettmer	SR	6' 1"	200	OLB
6	Austin Alexander	SR	6' 3"	230	DE/DT	53	Nolan Terry	JR	5' 9"	190	LB/FS
7	Carter Losee	JR	5' 11"	205	MLB	55	Jack Warren	JR	5' 10"	265	C/T
8	Braeden Beecher	FR	6' 0"	170	RB/WR	56	Henry Tran	JR	5' 8"	210	DT/DE
9	Jimmy Brewer	JR	6' 0"	215	FB/LB	57	Tyler Mills	JR	6' 2"	220	DE
10	Bobby Verrier	SR	6' 0"	175	SS	58	Jacob Segarra	FR	6' 2"	185	LB
11	Chase Fuller	SO	5' 9"	155	CB/WR	59	Drew Warren	FR	5' 9"	200	C
12	Aiden Scott	SR	6' 0"	170	QB/RB	60	Matthew Saele	SO	5' 10"	165	TE
13	Frankie Flaherty	SR	5' 11"	170	K/P	61	Gavin Hood	SO	6' 1"	281	OT/DT
14	Evan Chromy	SO	5' 10"	180	OLB	63	Jay Companion	JR	5' 10"	180	LS
16	Sean Boyle	SO	6' 1"	172	QB	64	Graeson Neagle	SR	6' 2"	255	OG/DT
17	Ryan Collins	JR	6' 0"	170	SB/WR	65	John Macuga	SO	6' 1"	245	OG/DE
18	Franklin Brewer	FR	5' 11"	165	QB	66	Cade Gallo	JR	5' 10"	190	DE
20	JP Gagliardo	JR	5' 9"	160	CB	67	Conor Maguire	SO	6' 2"	215	G
21	Kevin Dumser	SR	6' 0"	175	FS/WR	68	Michael Pray	JR	5' 10"	160	G/DE
22	Connor Walsh	JR	5' 9"	160	CB	71	Kai Stuppning	SR	6' 1"	245	OT
24	Blake Beecher	JR	5' 10"	162	WR	72	Michael Egan	SO	5' 10"	205	G
25	Miles Lester	JR	6' 1"	180	CB	73	Roman Farra	SO	6' 3"	255	T
27	Cam Heyer	JR	5' 5"	125	CB	74	Michael Moritz	JR	6' 2"	194	DE
28	Ethan Elaasar	SR	5' 10"	171	CB	75	Patrick Maher	SO	6' 2"	270	T/DT
30	Griffin Sovine	SO	5' 11"	181	S	76	Sean Alexander	FR	6' 1"	250	T
31	Sam Smith	SR	5' 10"	177	FB	77	Clinton Barlow	SO	6' 4"	290	T
32	Akil Williams	SO	5' 8"	175	RB	78	Hagen Helms	SO	5' 11"	175	G
33	Ryan Henley	FR	5' 10"	173	RB/FS	80	Michael Konopasek	JR	6' 0"	161	TE/WR
34	Ethan Ellis	SO	6' 2"	188	FS/WR	81	CJ Pflaging	SR	6' 1"	199	TE
35	Clayton Tardif	JR	5' 9"	170	OLB	82	Jack Jones	JR	5' 10"	162	K
37	Mick Keough	SO	5' 8"	190	LB	83	Nick Segarra	FR	6' 5"	200	DE
39	Liam Foley	SO	5' 11"	155	FS	84	Davis Becker	SO	6' 3"	190	TE
40	Conor Walsh	JR	6' 2"	183	FS	85	Jack Larsen	FR	6' 3"	210	TE/DE
41	Connor Dougherty	SR	6' 3"	230	DE/TE	86	Robert Mckernan	JR	6' 4"	230	TE/WR
42	AJ Smith	JR	6' 2"	210	OLB	87	Travis Clawson	JR	6' 0"	175	TE
43	Jason Jeffares	JR	6' 2"	175	SB/RB	88	Jack Rouse	SO	5' 9"	148	CB/FS
44	Liam Barbee	SR	6' 1"	220	MLB	89	Jacob Deller	SO	6' 0"	172	WR
45	Ariel Rodriguez	JR	6' 0"	275	DT						
46	Luke Johnson	JR	5' 9"	177	OLB						

ROSTER INFORMATION PROVIDED BY SCHOOLS



2020-21 3A CHAMPIONSHIP EXPECTED STARTERS



HAVELOCK RAMS



DEFENSIVE STARTERS

DE - #75 Ja'Quon Franks - All-Conference
 DT - #43 Donovan Williams - All-Conference
 NG - #65 Chris Williams
 OLB - #23 Jashun Vereen
 OLB - #20 Quinton Hill - 2X All Conference, NC A&T Commit
 LB - #3 AJ Moore - 2X All Conference, NC East-West Game Selection
 LB - #10 Marcus Gatling - All Conference, Wofford Commit
 CB - #9 Anthony Granger
 FS - #1 Kamron Hoover - 2X All Conference, Conference Co-Player of the Year, NC East-West Game Selection
 SS - #7 Michael Cruz - All Conference Honorable Mention, Guilford College Commit
 CB - #5 Damario Reeves

DEFENSIVE BACKUPS

DE - #58 Jacobe Rivers, Sr, 3 yrs
 DT - #40 Vontrell Price, So 1 yr
 NG - #68 Dez'Mond Bishop, So, 1 yr
 OLB - #11 Javonte Vereen, So, 1 yr
 OLB - #42 Edward Steward, Jr, 1 yr
 LB - #44 Jaden Nesbitt, So, 1 yr
 LB - #27 Blake Hyman, So, 1 yr
 CB - #4 Jason Moore, Jr, 1 yr
 FS - #2 Shontez Frazier, Sr, 2 yrs
 SS - #15 Braylon Cushinberry, Jr, 1 yr
 CB - #21 Kamarro Edmonds, Sr, 3 yrs - 2X All-Conference, Conference Co-Player of the Year, Shrine Bowl, Committed to UNC Chapel Hill

OFFENSIVE STARTERS

QB - #12 Andrew Frazier, Soph, 2 years - All Conference
 RB - #21 Kamarro Edmonds, Sr, 4 yrs. - 2X All Conference, Conference Co-POY, Shrine Bowl, Committed to UNC-Chapel Hill
 WR - #1 Kamron Hoover, Sr, 3 yrs - 2X All Conference, Conference Co-POY, NC East-West Game Selection
 WR - #11 Javonte Vereen
 WR - #6 Jaheim Lockhart
 WR - #15 Braylon Cushinberry
 RT - #70 Ja'Quon Franks - Team Captain, All-Conference
 RG - #60 Luke Baldree
 C - #50 Nick Crotty - All-Conference
 RG - #56 Josiah Johnson
 RT - #58 Jacobe Rivers - Honorable Mention All-Conference

OFFENSIVE BACKUPS

QB - #14 Terrell Barksdale, Jr, 1 yr
 RB - #9 Jaylen Budget, Sr. - 2 yrs - 2X All Conference, Methodist Commit
 WR - #4 Jason Moore, Jr - 1 yr
 WR - #5 Damario Reeves - Sr. - 2 yrs
 WR - #9 Anthony Granger, Sr - 2 yrs
 WR - #23 Jashun Vereen, Sr, 2 yrs
 RT - #51 Jonneth Burkes, Jr, - 1 yr
 RG - #78 Jeremiah Martin, Fr, 1 yr
 C - #52 Jonathon Bauzon, Fr, 1 yr
 LG - #43 Donovan Williams, Sr, 3 yrs
 LT - #20 Quinton Hill, Sr, 3 yrs

Special Teams

Holder: #14 Terrell Barksdale
 Kicker: #33 Will Ferry
 Long Snapper: #7 Michael Cruz
 Punter: #32 Alex Houmana



CHARLOTTE CATHOLIC COUGARS

DEFENSIVE STARTERS

DE, #41 Connor Dougherty, 2-yr. starter
 NG, #45 Ariel Rodriguez, 2-yr starter
 DT, #6 Austin Alexander, 2-yr starter
 DE, #57 Tyler Mills
 OLSB, #46 Luke Johnson
 MLB, #44 Liam Barbee, 3-yr starter
 OSLB, #52 Will Dettmer, 2-yr starter
 CB, #3 Charlie Woeste, 2-yr starter
 FS, #21 Kevin Dumser, 2-yr starter
 SS, #5 Tommy Hoefling
 CB, #28 Ethan Elaasar

DEFENSIVE BACKUPS

DE, #74 Michael Mortiz
 NG, #64 Graeson Neagle
 DT, #61 Gavin Hood
 DE, #68 Michael Pray
 OSLB, #14 Evan Chromy
 MLB, #7 Carter Losee
 OSLB, #53 Nolan Terry
 CB, #22 Connor Walsh
 FS, #34 Ethan Ellis
 SS, #40 Conor Walsh
 CB, #20 JP Gagliardo

OFFENSIVE STARTERS

QB, #16 Sean Boyle
 RB, #2 Paul Neel, 3-yr starter
 FB, #9 Jimmy Brewer, 2-yr starter
 WB, #17 Ryan Collins
 TE, #85 Jack Larsen
 T, #77 Clinton Barlow
 LG, #30 Tanner Sovine
 C, #65 John Macuga
 RG, #50 Liam Fitzpatrick, 2-yr starter
 RT, #71 Kai Stuppig
 TE, #86 Robert McKernan

OFFENSIVE BACKUPS

QB, #12 Aidan Scott
 RB, #33 Ryan Henley
 FB, #31 Sam Smith
 WB, #4 Adam Franek
 TE, #48 Cavanaugh MacQuarrie
 LT, #61 Gavin Hood
 LG, #64 Graeson Neagle
 C, #55 Jack Warren
 RG, #72 Michael Egan
 RT, #73 Roman Farra
 TE, #87 Travis Clawson

Special Teams

Holder: #4 Adam Franek
 Kicker: #82 Jack Jones
 Long Snapper: #63 Jay Companion
 Punter: #13 Frankie Flaherty



2020-21 3AA Championship Team Information



CLEVELAND
RAMS



MT. TABOR
SPARTANS

LOCATION: Clayton, NC

CONFERENCE: Greater Neuse River 3A

RECORD: 10-1 (5-0)

PRINCIPAL: Jenna Sauls-Hairr

ATHLETIC DIRECTOR: Jamie Lee

HEAD COACH: Scott Riley

ASSISTANT(S): Joe Capps, Brad Wilkie, Brandon Hughes, Kenny Jones, Jacob Diehl, Austin Jacobs, Chris Schmidt, Wayne Stewart

TEAM BENCH PERSONNEL: Corey Chappell, Steven Elliott, Billy Gartin, Will Caviness, Gina Klimp, Scott Klimp, Jonathan Morris, Jaylen Peeples, Tiffany Gartin, Travis Waters, Tyrone Benson, Jessica Harker, Molly Barefoot, Hannah Morgart, Kyndall Macon, Dr. Gregory Tayrose

2020-21 SCHEDULE & RESULTS

2/26	@ South View	39 - 29 (W)
3/5	@ Corinth Holders	62 - 15 (W)
3/12	East Wake*	54 - 0 (W)
3/19	@ Smithfield-Selma*	56 - 7 (W)
3/26	Clayton*	34 - 27 (W)
4/1	West Johnston*	54 - 0 (W)
4/9	@ South Johnston*	44 - 0 (W)
4/16	Southern Durham#	49 - 0 (W)
4/23	Lee County#	38 - 16 (W)
4/30	Clayton#	49 - 21 (W)
5/6	Mount Tabor#	24 - 16 (L)

Previous State Championship Appearances (0; 0-0)

First State Championship Game Appearance

Reached the Regional Finals Two Times prior to this year.

2018 3AA RF - lost to SE Guilford 37-33

2011 3A RF - lost to Havelock 64-7

All-Time Playoff Record (Since 1972)

9 Appearances - 18-8

LOCATION: Winston-Salem, NC

CONFERENCE: Piedmont Triad 3A

RECORD: 11-0 (5-0)

PRINCIPAL: Ed Weiss

ATHLETIC DIRECTOR: Frank Martin

HEAD COACH: Tiesuan Brown

ASSISTANT(S): Mark Dunlap, Laymarr Marshall, Ray Rhodes, Derrick Sharpe, Brent Jerald, Antwoine Hairston, Jairus Wilkins, Rich Brendle, Rodman Dunlap, Terril McConneaughe, Scott Ingram, Kendrick Carpenter, Quewanne Anthony, Gunner Clontz, Nadra Hunte
TEAM BENCH PERSONNEL: Robert Hatch, Teresa Gentry, Breonna Brannon, Jessica Barnes, John Wheeler, Taylor Rhodes, Jack U'Ren, Andrew Boyd

2020-21 SCHEDULE & RESULTS

2/26	@ Ronald Reagan	22 - 13 (W)
3/5	R.J. Reynolds	68 - 6 (W)
3/12	Western Guilford*	56 - 0 (W)
3/20	@ Dudley*	9 - 6 (W)
3/26	@ Ben L. Smith*	50 - 6 (W)
4/2	Parkland*	50 - 0 (W)
4/9	Southwest Guilford*	36 - 13 (W)
4/16	Alexander Central#	36 - 7 (W)
4/23	Weddington#	21 - 10 (W)
4/30	Dudley#	24 - 20 (W)
5/6	Cleveland#	24 - 16 (W)

Previous State Championship Appearances (2; 0-2)

2003 4A - lost to J.H. Rose 51-7

2007 4A - lost to Hoggard 28-0

All-Time Playoff Record (Since 1972)

25 Appearances - 42-24



CLEVELAND RAMS ROSTER



#	NAME	YR	HT	WT	P	#	NAME	YR	HT	WT	P
2	Keyshawn Monk	JR	6' 0"	175	S/WR	34	Ryan Klimp	SO	6' 0"	165	DE/LB
3	Jaden Moore	SR	5' 9"	150	WR/DB	35	Kaden Hall	SR	5' 8"	210	FB/NG
4	Amir Johnson	SR	5' 10"	185	RB/S	40	Trey Robinson	SR	6' 0"	225	DE
5	Carter Griffith	SR	6' 0"	200	WR	42	Dillon Pardue	JR	6' 2"	205	DE
6	Steven Elliott	JR	6' 0"	175	ATH	43	Cameron Sampson	SR	6' 2"	170	DE
7	Isaac Piatek	SO	5' 10"	155	DB	44	Braxton Gardner	JR	5' 9"	190	OLB
8	J'vin Farmer	SR	5' 5"	150	WR/S	45	Chase Massey	FR	6' 0"	155	QB
9	Nick Roccia	SR	5' 10"	150	WR	48	Brady Thompson	SO	6' 0"	225	ILB
10	Noah Klimp	SR	5' 11"	175	SB/WR	50	Gustavo Rivera	SR	6' 1"	220	DE
11	Cameron Goins	FR	5' 10"	165	ATH	51	Julio Fraire	SR	6' 0"	240	DL
12	Skyler Locklear	JR	6' 0"	175	QB	52	Dylan Schmoyer	JR	6' 0"	230	C/G
14	Brendan Shoaf	JR	5' 10"	175	MLB	53	James Gartin	SR	5' 11"	235	C/DE
15	Trivorri Harvey-Jones	SR	5' 7"	190	OLB	56	Jaylin Hill	SR	5' 11"	200	DE/DT
16	Riley McDonough	SR	5' 9"	185	WR	63	Jaydon Jones	SR	5' 11"	275	G/T
17	Deonte Lewis	SR	5' 11"	211	DE	65	Lexdiel Martinez	FR	5' 9"	255	G
18	Isaiah Bowling	SR	6' 4"	205	TE/WR	68	Avery Stanley	JR	6' 0"	285	G/DL
20	Lenix Martinez Andino	JR	5' 9"	205	OLB	70	Tyler Hooper-Neilson	JR	5' 10"	211	T/DE
21	Robbie Albaugh	SO	5' 11"	160	RB/LB	71	Dylan Bethel	SR	6' 3"	356	G
22	Leron Sparks	JR	5' 11"	180	CB	72	Kedar Mangum	FR	6' 1"	255	T
23	Imari Pierce	SR	5' 7"	155	RB/LB	75	Christian Anglin	SR	6' 1"	175	T/TE
24	Hunter Morris	SR	6' 2"	207	LB/TE	76	Kody Ellis	JR	6' 5"	305	G
25	Taaleil Dew	JR	5' 5"	130	CB	80	Caleb Stancil	JR	6' 2"	165	TE/WR
28	Omarion Hampton	JR	6' 0"	210	ATH	81	Shuaib Zayyad	SR	5' 9"	145	K
30	KD Harrison	JR	6' 2"	195	LB/TE	82	Bryce Womble	JR	5' 9"	150	K
31	Nick Imarah	JR	6' 0"	185	LB/SS	85	Savion McKinnon	SO	6' 2"	175	WR/FS
32	Josiah Peters	FR	5' 9"	150	CB/WR	87	Blake Singleton	SO	5' 10"	150	WR
33	Jashawn Middleton	SO	5' 11"	175	WR/CB						

ROSTER INFORMATION PROVIDED BY SCHOOLS



MT. TABOR SPARTANS ROSTER



#	NAME	YR	HT	WT	P	#	NAME	YR	HT	WT	P
1	Lance Patterson	JR	5' 7"	130	WR/DB	25	Ashton Jarvis	SO	5' 10"	175	MLB
2	Noah Marshall	JR	5' 10"	212	RB/LB	26	Kevin Cole II	SO	6' 2"	165	WR/DB
3	Tyress McIntyre	SR	5' 9"	160	QB/FS	27	Steve May	SO	5' 9"	153	SS
4	Justen Stafford Jr.	SR	5' 9"	145	CB	28	Jamarien Peterkin	SO	5' 9"	155	WR/DB
5	Collin Smith	SR	5' 9"	177	FS/CB	29	Antwan Williamson	SO	5' 11"	155	WR/DB
6	Mekhi Hague	SR	6' 0"	185	SS	31	Nicholas Paige-Villalobos	SO	5' 8"	185	RB/LB
7	Javouse Chambers	SR	6' 2"	225	DE/DT	32	Omari Hunder	FR	5' 8"	133	RB/DB
8	Kobie Perez	SR	5' 11"	220	RB/LB	33	Michael Boston Jr	SO	5' 9"	153	DB/WR
9	Kyshaad Davis	SR	5' 7"	180	LB/SS	35	Eliott Trinh	JR	5' 6"	135	K
10	Jamari Slade	SR	6' 0"	205	FS/WR	40	Lance Simpson	SR	5' 6"	203	DT/FB
11	Tavoris Holmes	SR	6' 0"	155	WR/DB	50	Austin Pittman	SO	6' 3"	307	G
13	Semaj Warren	JR	6' 1"	205	LB/DE	53	Deshawn Watson	JR	6' 5"	305	DT
14	Graham Foley	JR	6' 5"	180	P	55	Chandler Harley	JR	5' 10"	267	OL
15	Quinn Milner	SO	5' 10"	153	K/P	56	Zayvion Davis	SR	6' 3"	320	DT/T
17	Chris Wilborn	SO	6' 2"	180	WR/CB	58	William Wolverton	JR	6' 1"	260	G/T
18	Zachary Long	SR	5' 6"	140	RB/TE	59	Jaylin Hairston	JR	6' 0"	235	C/DE
19	Michai James	JR	6' 3"	235	DE	60	Lewis Westbury	JR	6' 2"	285	DT/T
20	Josiah Banks	SR	6' 1"	200	LB/SS	65	John Reid	SO	6' 1"	250	C
21	Marlon Holt	SR	5' 10"	190	DT	67	Teavon Malone	SO	5' 10"	256	OL/DL
22	Max U'ren	SR	6' 3"	225	LB	70	Mark Berkley	FR	6' 0"	209	OL/DL
23	B.J. McIntyre	SR	5' 9"	173	RB	77	Aydin Weber	SR	5' 9"	260	DE/T
24	Konye Speas	JR	5' 8"	147	DB	80	Anthony Patella	FR	6' 2"	190	DL

ROSTER INFORMATION PROVIDED BY SCHOOLS



2020-21 3AA CHAMPIONSHIP EXPECTED STARTERS



CLEVELAND RAMS



MT. TABOR SPARTANS

DEFENSIVE STARTERS

DE - #40 Trey Robinson - All-Conf. x2, Conference DL of the Year 2020
 NG - #53 James Gartin - All-Conference x2, NC East/West All-Star
 DE, #51 Julio Fraire - All-Conference x2.
 LB, #20 Lenix Martinez
 LB, #24 Hunter Morris, Sr, 4, All-Conference x3, N&O FB POTW, NC East/
 West All-Star
 LB, #30 KD Harrison
 LB, #42 Dillon Pardue - N&O FB POTW.
 SS, #2 Keyshawn Monk - All-Conference.
 FS, #6 Steven Elliott
 CB, #22 Leron Sparks
 CB, #32 Josiah Peters

DEFENSIVE BACKUPS

FS, #8 J'Vin Farmer - Conf. Sportsmanship Award.
 DL, #56 Jaylin Hill
 DL, #17 Deonte Lewis
 DB, #33 Jashawn Middleton - All-Conference
 DB, #7 Issac Piatek
 LB, #31 Nick Imarah

OFFENSIVE STARTERS

QB, #12 Skyler Locklear - Conf. Off. POTY x 2. N&O FB POTW.
 RB, #11 Cameron Goins
 WR, #9 Nick Roccia - All-Conference.
 WR, #5 Carter Griffith
 WR, #33 Jashawn Middleton - All-Conference.
 WR, #10 Noah Klimp
 LT, #51 Julio Fraire - All-Conference x2
 LG, #63 Jaydon Jones - All-Conference.
 C, #53 James Gartin - All-Conference x2, NC East/West All-Star
 RG, #68 Avery Stanley
 RT, #76 Kody Ellis

OFFENSIVE BACKUPS

WR, #6 Steven Elliott
 WR, #8 J'Vin Farmer
 RB, #4 Amir Johnson
 RB, #21 Robbie Albaugh
 RB, 37 Issac Piatek
 OL, #75 Christian Anglin
 OL, #52 Dylan Schmoyer

Special Teams

Holder: #6 Steven Elliott
 Kicker: #81 Shuaib Zayyad - Conf. Specialist of the Year.
 Long Snapper: #14 Brendann Shoaf
 Punter: #6 Steven Elliott

DEFENSIVE STARTERS

WE - #19 Michai James
 NG - #40 Lance Simpson
 SE - #7 Javouse Chambers
 DT - #8 Kobie Perez
 MLB - #22 Max U'ren
 SLB - #2 Noah Marshall
 OLB - #20 Josiah Banks
 CB - #5 Collin Smith
 FS - #10 Jamari Slade
 WS - #9 Kyshaad Davis
 CB - #1 Lance Patterson

DEFENSIVE BACKUPS

WR - #6 Mekhi Hague
 DE - #52 Chris Glenn
 DB - #18 Zach Long
 DT - #60 Lewis Westbury
 LB - #13 Semaj Warren
 LB - #25 Ashton Jarvis
 DT - #53 Deshawn Watson
 DE - #8 Kobie Perez
 FS - #26 Kevin Cole
 CB - #17 Chris Wilborn
 OLB - #6 Mekhi Hague

OFFENSIVE STARTERS

RB - #23 Brian McIntyre
 FB - #8 Kobie Perez
 QB - #3 Tyress McIntyre
 Slot- #1 Lance Patterson
 WR - #6 Mekhi Hague
 LT - #56 Zayvion Davis
 LG - #50 Austin Pittman
 C - #77 Aydin Webber
 RG - #58 William Wolverton
 RT - #53 DeShawn Watson
 WR - #5 Collin Smith

OFFENSIVE BACKUPS

OL - #52 Chris Glenn
 OL - #51 Kaleb Jerald
 RB - #2 Noah Marshall
 RB - #9 Kyshaad Davis
 WR - #26 Kevin Cole
 WR - #11 TJ Holmes
 OL - #55 Chandler Harley
 OL - #59 Jaylin Hairston
 QB - #17 Chris Wilborn
 WR - #18 Zach Long
 OL - #70 Mark Berkley

Special Teams

Holder: #20 Josiah Banks
 Kicker: #35 Elliott Trinh
 Long Snapper: #22 Max U'ren
 Punter: #14 Graham Foley




2020-21 NCHSAA 4A FOOTBALL STATE CHAMPIONSHIP



Game times may be 6:30, 7:00, or 7:30 p.m. by mutual agreement. In lieu of mutual agreement, game time is 7:30.



CLICK IT OR TICKET





2020-21 4A Championship Team Information



CARDINAL GIBBONS
CRUSADERS



GRIMSLEY
WHIRLIES

LOCATION: Raleigh, NC

CONFERENCE: Cap 7 4A

RECORD: 9-1 (6-0)

PRINCIPAL: Jeff Bell

ATHLETIC DIRECTOR: Todd Schuler

HEAD COACH: Steven Wright

ASSISTANT(S): Bill Liedy, Nick Drew, Josh Proctor, Matt Gurdak, Isaiah Moore, Monty Nelson, Will Brown, Thomas Bernhardt, Thomas Ruocchio, Ryan Clark, Ron Clark, Chris Walker, David Cowgill

TEAM BENCH PERSONNEL: David Mills, Anthoni Wedderburn, Mike Marshall, Ben Gani, Russell Shaffer, Doug Burkey, Matt Militello, Ben Stevens

2020-21 SCHEDULE & RESULTS

2/25	@ Leesville Road*	21 - 8 (W)
3/13	Sanderson*	37 - 7 (W)
3/19	@ Millbrook*	33 - 7 (W)
3/25	Broughton*	63 - 12 (W)
4/1	@ Southeast Raleigh*	42 - 0 (W)
4/8	Enloe*	68 - 7 (W)
4/16	Pine Forest#	49 - 7 (W)
4/23	Richmond#	28 - 14 (W)
4/30	New Bern#	30 - 14 (W)
5/7	Grimsley#	28 - 8 (L)

Previous State Championship Appearances (1; 0-1)

2019 4A - lost to East Forsyth 24-21

All-Time Playoff Record (Since 1972)

13 Appearances - 16-12

LOCATION: Greensboro, NC

CONFERENCE: Metro 4A

RECORD: 10-0 (4-0)

PRINCIPAL: Ged O'Donnell

ATHLETIC DIRECTOR: Ethan Albright

HEAD COACH: Darryl Brown

ASSISTANT(S): Joe Rigsbee, Jesse Tripp, Will Brown, Jamie Cunningham, Koron Nickelson, Norman Weeks, Kemar Bachelor, Thad Rice, Demetrius Jones, Bryan Carter

TEAM BENCH PERSONNEL: Stephen Price, Ami Adams, Becca Cole, McClellan Corum, William Brown, Don Shore, Cam Brown, Randy Little, Maury Kennedy, Keith Brown

2020-21 SCHEDULE & RESULTS

2/26	@ Cox Mill	27 - 0 (W)
3/5	@ East Forsyth	27 - 7 (W)
3/11	@ High Point Central*	49 - 6 (W)
3/20	Northwest Guilford*	48 - 12 (W)
4/2	@ Ragsdale*	35 - 0 (W)
4/9	Page*	42 - 7 (W)
4/16	East Forsyth#	27 - 13 (W)
4/23	Hillside#	42 - 7 (W)
4/30	David W. Butler#	28 - 21 (W)
5/7	Cardinal Gibbons#	28 - 8 (W)

Previous State Championship Appearances (1; 0-1)

2005 4A - lost to J.H. Rose 21-0

All-Time Playoff Record (Since 1972)

19 Appearances - 22-18



CARDINAL GIBBONS CRUSADERS ROSTER



#	NAME	YR	HT	WT	P	#	NAME	YR	HT	WT	P
1	Will Mason	JR	5' 9"	175	CB/SB	48	Jakob Beavin	SR	5' 10"	185	LB
2	Brock Biestek	SR	6' 2"	200	WR	50	Pierce Johnston	SO	6' 1"	210	DE
3	Jamil Tucker	SO	6' 0"	165	CB	52	Tim Charnot	JR	6' 0"	245	DT/C
4	Chelton Coley	SR	5' 9"	155	DB	53	Brendan Charnot	SR	6' 0"	190	TE
5	Blake Raphael	SO	6' 0"	195	RB/FS	54	Tommy Turner	SO	6' 0"	170	DL
6	Ian Evans	JR	6' 0"	180	WR	55	Ugonna Ezuma	SO	6' 0"	215	DL
7	Blake Cooling	SR	6' 2"	200	MLB	56	Joshua Stoneking	SO	6' 2"	212	MLB
8	Jake Taylor	JR	6' 5"	220	WR/TE	58	Ben Wheless	SR	5' 11"	225	LS/C
9	Luke Morton	SR	5' 11"	170	WR	60	Thomas Garofolo	JR	6' 2"	200	TE
10	Zack Field	SR	6' 1"	190	QB	62	Joey Olivieri	JR	6' 0"	267	G
11	Jackson Fortney	JR	6' 0"	185	WR/FS	64	James Dudek	SR	6' 5"	260	G/T
12	Malcolm Reed	SR	6' 1"	175	CB	65	Jonathan Ward	JR	5' 9"	230	C/LS
13	Drake Nereu	SR	6' 1"	192	WR	70	Aidan Ryan	SR	6' 1"	265	G/DT
14	Spencer Haskell	SR	6' 0"	185	WR	70	Christian Shaffer	SO	6' 2"	230	T
15	Gray Carter	SR	5' 11"	165	K/P	71	Gabe Militello	SR	6' 2"	250	T/G
18	Connor Clark	SO	6' 6"	215	QB	72	Cooper Sullivan	JR	6' 0"	200	G/C
21	Michael Hrehor	SR	5' 8"	170	SS/FS	73	Devin Behar	SR	5' 11"	190	G/TE
22	Henry Lewis	SR	6' 0"	170	FS/SS	74	Wyatt Brown	SO	6' 2"	205	T
23	Donovan Shepard	JR	5' 9"	165	RB/SB	75	James Caramanico	SR	6' 0"	275	T
24	Austin Correll	SR	5' 9"	175	SS/FS	77	Nick Samson	SO	6' 0"	310	C/DT
25	Luke Stokes	JR	5' 8"	150	CB	78	Colin Brang	JR	5' 10"	205	DT
26	Dwight Hollier	SR	6' 0"	197	LB/DE	80	Burke Ryan	JR	6' 0"	186	LB/WR
28	Michael McDermott	JR	6' 0"	195	LB/SS	81	Jack Wainio	JR	5' 10"	150	WR
30	Carter Scarce	JR	5' 11"	205	LB/RB	82	Ryan Parody	SR	5' 10"	150	WR
31	Djuan Scott	JR	5' 10"	165	WR/CB	83	Rony Dahdal	JR	5' 11"	176	WR
32	Ryan Ziegler	FR	6' 0"	225	RB	84	Oliver Evans	SO	5' 11"	168	WR
33	Jackson Federman	SR	5' 7"	170	RB	85	Tristen Beasley	JR	5' 10"	160	CB/FS
34	Landen Lawrence	SO	6' 1"	160	WR/CB	86	Carson McDonald	JR	6' 2"	175	WR
35	Jack Kleiber	SR	5' 9"	170	RB	88	Maverick Shotwell	JR	6' 1"	172	WR
38	Blake Wynia	JR	5' 8"	150	CB/FS	89	Nicholas Carbone	JR	5' 8"	142	WR
40	Aris Pilos	JR	5' 8"	140	CB	90	Ethan Grace	JR	6' 2"	195	DE
42	Ed Schiff	SR	5' 10"	185	CB	95	John Caramanico	SR	6' 1"	257	DT/DE
43	Will Leary	SR	5' 11"	181	DB	99	Ethan Hastings	JR	5' 10"	150	K
44	Jake Ladd	SR	6' 2"	225	DE/DT						
45	Donovan Dozier	SO	6' 3"	215	DE						

ROSTER INFORMATION PROVIDED BY SCHOOLS



GRIMSLEY WHIRLIES ROSTER



#	NAME	YR	HT	WT	P	#	NAME	YR	HT	WT	P
1	Christian Tutuh	SR	6' 1"	175	WR/CB	27	Darrin Davis	SO	5' 9"	150	WR/CB
2	Travis Shaw	JR	6' 6"	330	DT/FB	28	Matthew Wheaton	JR	5' 10"	155	WR/CB
3	Clifton Buckrham	SR	5' 11"	215	LB/OL	29	Charles Busby	SR	5' 9"	180	RB/LB
4	Caleb Curtain	SR	6' 1"	185	WR/CB	31	Darren Summerlee	JR	5' 8"	150	WR/S
5	Sincere Burnette	SR	6' 0"	205	LB/WR	32	Andrew Attmore	FR	6' 0"	180	WR/DB
6	Darren Gray	SR	5' 10"	180	WR/LB	33	Drew McCormack	FR	5' 9"	140	K
7	Jordan Watkins	JR	6' 2"	195	WR/LB	35	Cameron Pennell	SO	5' 10"	160	WR/LB
8	Lawson Albright	SR	6' 5"	225	TE/DE	44	Nate Dupuis	SO	6' 1"	185	FB/TE
9	Myles Gowens	SR	5' 11"	165	WR/FS	50	Henry Harden	SO	6' 2"	235	OL/DL
10	Cam Allison	SR	5' 9"	185	RB/LB	51	Blair Price	SR	6' 0"	250	OL/DL
11	Nate Crawford	SR	5' 11"	185	QB/LB	52	Jackson Lee	SO	6' 2"	225	OL/DL
12	Tyson Resper	JR	5' 9"	155	WR/CB	53	Dimitri Fountas	JR	5' 11"	205	OL/DL
13	Antione Shaw	JR	5' 11"	170	RB/S	54	Sam Sackey	SO	5' 10"	190	OL/DL
14	Alonza Barnett iii	JR	6' 0"	195	QB/CB	55	Fael Mankasi	SR	5' 11"	200	OL/DL
15	Jeiel Melton	JR	5' 10"	215	RB/LB	58	Jaden Staton	FR	5' 11"	265	OL/DL
16	Tyler Clyburn	JR	5' 11"	160	WR/CB	60	Liam Buchanan	JR	5' 10"	175	OL/LB
17	Anthony Dunkins	SR	6' 0"	175	WR/FS	62	Brandon Hayes	JR	5' 9"	185	OL/DL
18	Alex Taylor	FR	6' 1"	165	WR/CB	70	Graham Buckrham	FR	6' 0"	255	OL/DL
19	Jake Henry	SR	5' 9"	150	K	75	Nick Richardson	JR	6' 2"	238	OL/DL
20	Devaughn Ashe	SO	6' 0"	165	WR/CB	76	Moeyad Omer	SR	5' 9"	300	OL/DL
21	Cah'lil Williams	SR	6' 3"	180	WR/CB	81	Terrell Anderson	FR	6' 2"	190	WR/DL
22	Tamorye Thompson	JR	6' 0"	225	RB/DE	83	Marcus Albritton	JR	5' 9"	150	WR/CB
23	Ja'carion Maynard	SO	5' 8"	150	RB/CB	88	Nolan Albright	SO	6' 5"	205	TE/DL
24	Khalil Stimpson	SO	6' 0"	195	RB/LB	99	Tank Mason	SO	5' 7"	260	NG
25	Quentin Williamson	SR	6' 0"	220	LB/FB						
26	Quran Deablo	JR	6' 1"	180	WR/LB						

ROSTER INFORMATION PROVIDED BY SCHOOLS



2020-21 4A CHAMPIONSHIP EXPECTED STARTERS



CARDINAL GIBBONS CRUSADERS



GRIMSLEY WHIRLIES

DEFENSIVE STARTERS

DT, #95 John Caramanico - 2 x Cap-7 All-Conference, Cap-7 DEF POY
DT, #44 Jake Ladd - 1 x Cap-7 All-Conference
DE, #45 Donovan Dozier - 1 x Cap-7 All-Conference
DE, #50 Pierce Johnston - 1 x Cap-7 All-Conference (HM)
LB, #7 Blake Cooling - 1 x Cap-7 All-Conference (HM)
LB, #30 Carter Scearce - 1 x Cap-7 All-Conference
DB, #5 Blake Raphael - 2 x Cap-7 All-Conference
DB, #1 Will Mason - 2 x Cap-7 All-Conference
DB, #12 Malcolm Reed - 1 x Cap-7 All-Conference
DB, #4 Chelton Coley - 1 x Cap-7 All-Conference (HM)
DB, #43 Will Leary

DEFENSIVE BACKUPS

DE, #90 Ethan Grace, Jr., 1 year
DE, #54 Tommy Turner, So., 1 year
DT, #78 Colin Brang, Jr., 1 year
DT, #56 Josh Stoneking, So., 1 year
LB, #26 Dwight Hollier, Sr., 2 years
LB, #24 Austin Correll, Sr., 2 years
LB, #28 Michael McDermott, Jr., 1 year
DB, #22 Henry Lewis, Sr., 2 years
DB, #21 Michael Hrehor, Sr., 2 years
DB, #31 DJ Scott, Jr., 1 year
DB, #3 Jamil Tucker, So., 1 year

OFFENSIVE STARTERS

OL, #75 James Caramanico - 2 x Cap-7 All-Conference
OL, #62 Joey Oliveri
OL, #52 Tim Charnot - 1 x Cap-7 All-Conference
OL, #70 Aidan Ryan
OL, #71 Gabe Militello - 1 x Cap-7 All-Conference
QB, #18 Connor Clark - 1 x Cap-7 All-Conference
RB, #23 Donovan Shepard - 1 x Cap-7 All-Conference (HM)
TE, #8 Jake Taylor - 1 x Cap-7 All-Conference (HM)
WR, #2 Brock Biestek - 2 x Cap-7 All-Conference
WR, #6 Ian Evans
WR, #88 Maverick, Shotwell

OFFENSIVE BACKUPS

OL, #72 Cooper Sullivan
OL, #65 Jonathan Ward
OL, #77 Nick Samson
OL, #64 James Dudek
QB, #10 Zack Field
RB, #32 Ryan Ziegler
WR, #82 Ryan Parody
WR, #13 Drake Nereu
WR, #9 Luke Morton
WR, #11 Jackson Fortney
WR, #85 Tristan Beasley

Special Teams

Holder: #14 Spender Haskell
Kicker: #15 Gray Carter
Long Snapper: #58 Ben Wheless
Punter: #15 Gray Carter

DEFENSIVE STARTERS

DE, #2 Travis Shaw - Metro 4A Defensive POY, All-Area, All-Conference
DE, #22 Tamorye Thompson - All-Area, All-Conference
NG, #99 Tank Mason
OLB, #5 Sincere Burnette - All Area, All-Conference, NC A&T Commit
OLB, #10 Camden Allison - All Area, All-Conference
ILB, #25 Quentin Williamson - All-Area, All-Conference
ILB, #3 Clifton Buckrham - All-Conference
CB, #4 Caleb Curtain - All Area, All-Conference, Elon Commit
CB, #21 Cah'lil Williams
S, #9 Myles Gowens - All Conference
S, #7 Jordan Watkins

DEFENSIVE BACKUPS

DE, #29 Charles Busby
DE, #51 Blair Price
OLB, #26 Quran Deablo
ILB, #11 Nate Crawford
OLB, #24 Khalil Stimpson
ILB, #44 Nate Dupuis
CB, #20 Devaughn Ashe
CB, #27 Darren Davis
S, #31 Darren Summerlee
S, #13 Antione Shaw
NG, #76 Moeyad Omer

OFFENSIVE STARTERS

QB, #14 Alonza Barnett, Junior, 2, Metro 4A Off. POY, All-Area, All-Conf.
RB, #15 Jeiel Melton, Junior, 2, All Conference
TE, #8 Lawson Albright - All-Area, All-Conference, Northwestern Commit
WR, #17 Anthony Dunkins - All Conference
WR, #1 Christian Tutuh - All Conference
WR, #12 Tyson Resper - All Conference
LT, #55 Fael Mankasi - All Conference
LG, #52 Jackson Lee
C, #50 Henry Harden
RG, #51 Blair Price
RT, #75 Nick Richardson

OFFENSIVE BACKUPS

QB, #11 Nate Crawford
RB, #23 Jacarion Maynard
TE, #88 Nolan Albright
WR, #18 Alex Taylor
WR, #81 Terrell Anderson
WR, #4 Caleb Curtain
LT, #58 Jaden Staton
LG, #70 Graham Buckrham
C, #55 Fael Mankasi
RG, #62 Brandon Hayes
RT, #70 Graham Buckrham

Special Teams

Holder: #14 Alonza Barnett
Kicker: #19 Jake Henry
Long Snapper: #88 Nolan Albright
Punter: #9 Myles Gowens - Metro 4A Conf Punter of the Year



2020-21 NCHSAA 4AA FOOTBALL STATE CHAMPIONSHIP



1 Apex Friendship

24-17

8 Pinecrest

Pinecrest

4 Millbrook

35-21

Wake Forest

Wake Forest

5 Wake Forest

30-27

3 Hoggard

COVID

6 Leesville Road

Hoggard

Rolesville

Rolesville

2 Rolesville

47-30

Rolesville

7 Holly Springs

41-0

1 Hough

43-15

8 Green Hope

Hough

4 Ardrey Kell

24-10

Z.B. Vance

Z.B. Vance

Z.B. Vance

5 Z.B. Vance

41-28

3 Panther Creek

21-14

Panther Creek

Myers Park

6 Olympic

2 Myers Park

27-21

Myers Park

7 NW Guilford

63-18

Game times may be 6:30, 7:00, or 7:30 p.m. by mutual agreement. In lieu of mutual agreement, game time is 7:30.



CLICK IT OR TICKET

**NFHS
NETWORK**

Z.B. Vance
CHAMPION
35-14





2020-21 4AA Championship Team Information



ROLESVILLE
RAMS

LOCATION: Rolesville, NC
CONFERENCE: Northern 4A
RECORD: 9-1 (5-0)
PRINCIPAL: Dhedra Lassiter
ATHLETIC DIRECTOR: Tom Kinkelaar
HEAD COACH: Martin Samek
ASSISTANT(S): Richard Shuping, Travis Hairston, Matthew Wilson, Eric Bender, Stanley Elliott, Malik Frazier, Anthony McKoy, Leo Barthelmess, Ryan Palmer, Major Cowan, Kwame Butts, Creed "Jackson" Williams, Rainier Rackley
TEAM BENCH PERSONNEL: Ray Watkins, Donna Tignor, Zoey Crane, Jayla Robinson, Kristen Estes, Lydia Sallis, Mya Gonzalez, Emma Cashion, Andrew Brown, Jaysen Richardson, Alijah Irwin, Michael Saltares, Nick Shuping, Richard Shuping,

2020-21 SCHEDULE & RESULTS

3/5	@ Rocky Mount	42 - 7 (W)
3/12	Wakefield*	56 - 35 (W)
3/19	@ Knightdale*	31 - 20 (W)
3/26	Wake Forest*	36 - 3 (W)
4/1	Heritage*	29 - 21 (W)
4/8	@ Corinth Holders*	35 - 14 (W)
4/16	Holly Springs#	41 - 0 (W)
4/23	Hoggard#	47 - 30 (W)
4/30	Wake Forest#	24 - 21 (W)
5/8	Zebulon B. Vance#	35 - 14 (L)

Previous State Championship Appearances (0; 0-0)

First State Championship Game Appearance
Never reached the Regional Finals prior to this year.

Rolesville H.S. opened in 2013.

All-Time Playoff Record (Since 1972)

4 Appearances - 3-3



Z.B. VANCE
COUGARS

LOCATION: Charlotte, NC
CONFERENCE: I-Meck 4A
RECORD: 10-1 (6-1)
PRINCIPAL: Erik Turner
ATHLETIC DIRECTOR: Carlos Richardson
HEAD COACH: Glennwood Ferebee
ASSISTANT(S): Montis Lash, Quartell Wright, Andre Johnson, Johmar Barringer, Andre Cannon, James Hackett
TEAM BENCH PERSONNEL: Margo Long, La'Mar Young, Tierra Burkes

2020-21 SCHEDULE & RESULTS

2/26	@ Mallard Creek*	27 - 7 (W)
3/5	@ Hopewell*	71 - 0 (W)
3/12	Mooreville*	42 - 14 (W)
3/19	West Charlotte*	54 - 0 (W)
3/26	@ Lake Norman*	35 - 16 (W)
4/2	North Mecklenburg*	42 - 0 (W)
4/9	Hough*	22 - 29 (L)
4/16	@ Ardrey Kell#	41 - 28 (W)
4/23	@ Hough#	24 - 10 (W)
4/30	@ Myers Park#	42 - 7 (W)
5/8	Rolesville#	35 - 14 (W)

Previous State Championship Appearances (2; 1-1)

2019 4AA - def. Leesville Road 24-3
 2018 4AA - lost to Wake Forest 9-7

All-Time Playoff Record (Since 1972)

18 Appearances - 25-16



ROLESVILLE RAMS ROSTER



#	NAME	YR	HT	WT	P	#	NAME	YR	HT	WT	P
1	Ethan Harris	SR	6' 2"	195	WR	38	Tyler King	SO	6' 2"	210	DE
2	Isaiah Kozar	SR	6' 0"	160	CB	40	Jevonte Perry	JR	5' 8"	210	RB
3	Jaiden Penny	SR	5' 9"	160	CB	42	Russ Sykes	FR	6' 1"	220	DE
4	Oreon Ford	SR	5' 10"	195	RB/SS	43	Chris Warren	SO	5' 9"	200	RB
5	Noah Rogers	SO	6' 3"	185	WR	47	Jackson Angelastro	SO	6' 3"	210	DE
6	Andrew Ihediwa	SR	5' 11"	205	OLB	50	Daniel Soutter	SO	5' 7"	195	NG/LB
7	Davon Dunn	JR	6' 0"	180	RB	51	Aidan Pounds	FR	5' 9"	210	ILB
8	Cyrus Rogers	SR	6' 2"	170	WR	52	Connor Graffam	JR	6' 0"	230	LB/C
9	Jaedyn Fulton	JR	5' 10"	170	WR/CB	54	Jalen Butts	SR	6' 0"	235	LB/FB
10	Owen Bayes	FR	6' 2"	145	QB	55	Ibrahim Trawalley	SO	5' 8"	250	C
11	Jacorrey Bible	JR	6' 3"	185	OLB	56	Jesiah Henderson	JR	6' 4"	305	T/G
12	Zemir Mckoy	SR	5' 11"	156	FS	58	Shawn Price	SR	6' 3"	270	DE/NG
13	Paul Nguyen	SR	5' 11"	180	QB/WR	61	Hunter Pulley	JR	6' 1"	230	G/T
14	Kaireem Ingraham	SR	5' 11"	165	CB/WR	62	Edwin Outlaw	SR	5' 10"	230	T
15	Raphael Johnson	SR	5' 11"	160	CB	64	Caleb Bell	JR	5' 10"	310	C
16	Raekwon Williams	SR	6' 0"	180	FS/SS	66	Caden Dunn	SO	6' 2"	230	T/G
17	Byrum Brown	JR	6' 4"	193	QB	68	Caleb Van Apeldoorn	JR	6' 2"	340	G/NG
18	Dejuan Mickens	SO	6' 1"	170	WR	71	Raeann Clayton	SR	5' 6"	140	K/P
19	Jamaul Bible	SR	5' 8"	150	WR	72	Braxton Burnett	JR	6' 0"	270	G
20	Micah Larry	SO	5' 8"	121	WR	73	Damon Burton	JR	6' 2"	270	DT/NG
21	Isiah Jones	FR	5' 11"	175	RB	74	Justin Mercaldo	SR	6' 1"	250	G/T
22	Jadon Valentine	JR	5' 6"	150	S	75	Quinn Sandle	SR	5' 10"	240	NG/DT
23	Cameron Richardson	SO	5' 11"	190	SS	76	Isaiah Pendergrass	SR	5' 10"	250	DT/C
24	Aaron Smith	FR	6' 0"	170	OLB	77	Brooklyn Adams	SR	6' 5"	250	T/DE
25	Robert Ghent	JR	6' 0"	150	OLB	79	Andrew Byers	SR	5' 8"	220	C/G
26	Lance Garrett	JR	6' 2"	155	CB	80	Rory Jones Amen Hetep	SO	6' 1"	180	WR
27	Ja'bralle Sutton	SR	5' 10"	155	WR	82	Luis Rivera	SO	6' 1"	190	WR
28	Caleb Hicks	JR	6' 0"	160	CB	83	Junior Ndiaye	SR	6' 3"	164	WR
29	Jonathan Brown	SO	6' 0"	173	CB/WR	84	Jordan Monroe	SO	5' 9"	140	WR
30	Ethan Daniel	JR	6' 0"	160	FS/CB	88	Olajuhwan Rolla	JR	6' 2"	170	WR
31	Jaquan Milliam	SR	5' 9"	185	RB/LB	90	Devin Versteegen	SR	6' 0"	160	K/P
32	Blake Faulkner	SO	6' 0"	165	LB/LS	91	Jace Wood	SO	5' 9"	150	K/P
33	Anthony Schwartz	JR	5' 9"	170	FS/LB	97	Carsten Casady	SO	6' 6"	270	DE
34	Sterling Elliott	JR	5' 9"	200	MLB	98	Jakobe Campbell	FR	6' 1"	254	DT
35	Caden O'Brien	SR	6' 1"	240	LB/DE	99	Oluwaseun Adewumi	SR	6' 4"	260	DE

ROSTER INFORMATION PROVIDED BY SCHOOLS



Z.B. VANCE COUGARS ROSTER



#	NAME	YR	HT	WT	P	#	NAME	YR	HT	WT	P
2	Austin Grier	SR	6' 0"	200	QB	37	Drake Dupont	JR	5' 11"	170	WR
3	Dylan Smothers	SO	5' 11"	175	RB	40	Mekhi Moore	SR	6' 0"	230	DL/LB
4	Jalen Andrews	SR	5' 10"	200	LB	41	Jordan Staton	JR	6' 1"	185	LB
5	Joseph Morris	SR	5' 9"	180	RB	42	Jalen McGregor	SO	6' 0"	185	RB/LB
6	Songa Yates	SR	5' 8"	160	WR	44	Zairion Jackson-Bass	SO	6' 3"	215	DL
7	Nathaniel Spindle	SR	6' 0"	175	DB	45	Kavase Townes	JR	6' 4"	255	DL
8	Kevin Conception	SO	6' 0"	175	WR	47	Melvin Benitez	JR	5' 10"	145	K
9	Avarion Cole	SR	6' 1"	205	DB/LB	48	Keelan Flowe	FR	5' 10"	165	DB
10	James Pearce	SO	6' 5"	220	WR/DE	50	Jayvon Tate	SR	6' 2"	215	T/G
11	Jeremiah Smith	JR	5' 10"	160	S	51	Lemott Houston	SO	5' 11"	240	DL/OL
12	Mikai Baldwin	SR	5' 7"	155	WR	52	Tremaine Drakeford	SR	5' 10"	225	OL
13	Tyreon Porter	JR	5' 7"	165	DB	53	Sylvester Dole	SR	5' 9"	225	DL
14	Armon Wright	FR	5' 9"	150	WR	54	Jerry Earl	SR	6' 0"	230	DL
15	Nesean Jenkins	SO	6' 4"	215	QB	55	Johnathan Cannon	SR	6' 5"	280	DL/OL
16	Anshon "Bubba" Camp	SO	6' 0"	175	QB	59	Jalen Swindell	JR	6' 2"	265	DL
17	Sean Walker, Jr.	SO	5' 7"	150	WR	60	Mazen Alkahout	SO	5' 8"	240	OL
18	Endai McDowell	JR	5' 9"	145	WR/DB	62	Kaleb Bearden	SR	6' 1"	240	OL/DL
19	Zephaniah Stephens	SO	5' 11"	160	WR/DB	63	Alvin Davies	SR	6' 0"	260	OL
20	Arkease Shabazz	SR	5' 9"	155	CB	65	Fred Perry	SO	6' 0"	225	OL
21	Asuani Allen	SR	5' 10"	170	DB/WR	66	Nasir Hill	SR	6' 0"	260	OL
22	TJ McGill	SO	6' 0"	160	DB	69	Tyreek Williams	FR	6' 0"	305	DL
23	Josh Vaughn	JR	5' 7"	150	LB/DB	70	Bryce Lofton	SO	6' 3"	300	OL
24	Jordan Thompson	SO	5' 10"	168	RB/LB	72	Jeremiah Blaylock	FR	6' 0"	300	OL
25	Jyilek Harrington	SR	6' 1"	205	LB	75	Justin Blue	SR	6' 4"	315	OL
26	Roberts Nasir	SR	6' 2"	220	DL/LB	76	David Jacobs	SO	6' 2"	215	OL
28	Samaj Napier	SR	5' 9"	195	LB	77	Nasir Shelly	SR	6' 0"	280	OL
29	Jaheid Burton	SR	5' 7"	165	RB	80	Dreshon Moreno	SR	6' 0"	170	DB
30	Dawooda Kamara	JR	6' 0"	175	DB	81	Elijah Polk	SR	6' 1"	165	WR
32	Rondell Carter	FR	5' 11"	155	DB	88	Dylan Banks	SR	6' 1"	165	WR
33	Lee Campbell	SR	6' 0"	175	DB	99	Troizean Hall	SR	6' 1"	201	DL
34	Khari Elder	JR	5' 8"	160	DB						
36	Eric Brown	JR	5' 10"	165	DB						

ROSTER INFORMATION PROVIDED BY SCHOOLS



2020-21 4AA CHAMPIONSHIP EXPECTED STARTERS



ROLESVILLE RAMS



Z.B. VANCE COUGARS

DEFENSIVE STARTERS

DE #99 Oluwaseun Adewumi - All-Conference/Shrine Bowl/Clash of the Carolina Senior Bowl; Playing football at Hampton
 NT #73 Damon Burton
 DE #97 Carsten Casady
 OLB #11 Jacorrey Bible
 OLB #6 Andrew Ihediwa
 ILB #54 Jalen Butts
 ILB #35 Caden O'Brien
 CB #2 Isaiah Kozar -All-Conference
 CB #14 Karieem Ingraham
 FS #30 Ethan Daniel
 SS#16 Raekwon Williams

DEFENSIVE BACKUPS

OLB/SS #4 Oreon "OC" Ford
 OLB #32 Blake Faulkner
 ILB #34 Sterling Elliott
 CB #3 Jaiden Penny
 NT #75 Quinn Sandle
 DE #38 Tyler King
 DE #58 Shawn Price
 S #22 Jadon Valentine
 CB #28 Caleb Hicks
 LB/NT #50 Daniel Soutter
 DB #15 Raphael Johnson

OFFENSIVE STARTERS

QB #17 Byrum Brown - All-Conference
 RB #7 Davon Dunn
 C #76 Isaiah Pendergrass
 G #61 Hunter Pulley
 OT #77 Brooklyn Adams
 OT #56 Jesiah Henderson
 G #74 Justin Mercaldo
 WR #1 Ethan Harris - All-Conference; going to Air Force
 WR #80 Rory Jones
 WR #5 Noah Rogers
 WR #8 Cyrus Rogers

OFFENSIVE BACKUPS

QB #13 Paul Nguyen
 RB #21 Isiah Jones
 C #64 Caleb Bell
 G/C #68 Caleb Van Apeldoorn
 G #72 Braxton Burnett
 T #79 Andrew Byers
 T #62 Edwin Outlaw
 WR #18 Dejuan Mickens
 WR #19 Jamaul Bible
 WR #83 Junior Ndaiye
 WR #88 OJ Rolla

Special Teams

Holder: #13 Paul Nguyen
 Kicker: #90 Devin Versteegen - Going to Shaw for football
 Long Snapper: #32 Blake Faulkner
 Punter: #90 Devin Versteegen

DEFENSIVE STARTERS

DE - #10 James Pearce
 DT - #59 Jalen Swindell
 DT - #44 Zairion Bass
 LB - #9 Averion Cole
 DB - #11 Jeremiah Smith
 DB - #7 Nate Spindle
 DE - #25 Jyliek Harrington
 S - #13 Tyreon Porter
 LB - #24 Jordan Thompson
 LB - #4 Jalen Andrews
 DB - #20 Arkease Shabazz

DEFENSIVE BACKUPS

DL - #44 Zairion Jackson-Bass
 DL - #45 Kavase Townes
 DL - #55 Johnathan Cannon
 DL - #99 Troizean Hall
 LB - #28 Samaj Napier
 LB - #26 Nasir Roberts
 LB - #4 Jalen Andrews
 DB - #22 T.J. McGill
 DB - #21 Asuani Allen
 DB - #19 Zephaniah Stephens
 DB - #48 Keelan Flowe

OFFENSIVE STARTERS

QB - #2 Austin Grier
 RB - #3 Dylan Smothers
 WR - #6 Songa Yates
 WR - #8 KC Conceptopn
 RB - #5 Joesph Morris
 WR - #21 Asuani Allen
 OL - #50 Jayvon Tate
 OL - #52 Tremaine Drakford
 OL - #63 Alvin Davies
 OL - #55 Johnathan Cannon
 OL - #75 Justin Blue

OFFENSIVE BACKUPS

QB - #8 Kevin Conception
 WR - #14 Armon Wright
 WR - #18 Endai McDowell
 RB - #21 Asuani Allen
 WR - #17 Sean Walker, Jr.
 OL - #66 Nasir Hill
 OL - #70 Bryce Lofton
 C - #60 Mazen Alkahout
 OL - #70 Bryce Lofton
 OL - #76 David Jacobs
 RB - #5 Joseph Morris

Special Teams

Holder: #6 Songa Yates
 Kicker: #47 Melvin Benitez
 Long Snapper: #19 Zephaniah Stephens
 Punter: #47 Melvin Benitez

Robbinsville nabs championship number 14 with 45-14 victory over Northampton

DURHAM, NC – The Black Knights of Robbinsville ran off the first 31 points of the game on their way to a 45-14 victory over Northampton County in the 1A State Championship Game. The victory earned Robbinsville the program's 14th NCHSAA State Championship and first since 2014.

Rylee Anderson was the star for Robbinsville scoring the game's first three touchdowns to push his team out to a 21-0 lead with 9:02 to go in the second quarter. Anderson cashed in two additional runs in the second half on his way to a fantastic 34 carry, 176 yard and five score stat line. He was named the game's Most Valuable Player.

Robbinsville also had a great rushing performance by Lex Hooper who carried 14 times for 125 yards including his 20-yard run to put Robbinsville up 38-14 early in the fourth. While the rushing attack was dominant for the Black Knights, their defense played exceptionally, only allowing the Jaguars 65 yards via the ground and 53 through the air.

Northampton County got on the board in the third quarter with Na'Jae Newsom hauling in a 23-yard scoring pass from Zion Kendall. Just over two minutes later Kendall broke free for a 15-yard touchdown run. The Jaguars finished the season 11-4, they were 5-1 in the Tar Roanoke 1A Conference. Northampton County reached the state championship for the first time in school history and only the second time any school from the county made it to the finals, matching the 2005 team from Northampton-West.

Robbinsville wrapped up the year 15-0, they were 6-0 as the champions of the Smoky Mountain 1A Conference. The Black Knights made the program's 17th appearance in an NCHSAA state championship game.



2019 1A Championship Statistics

	1	2	3	4	-	T
Northampton County -	0	0	14	0	-	14
Robbinsville -	14	10	7	14	-	45

Qtr-Clock SCORING SUMMARY

1 - 5:47	ROB - Rylee Anderson 2 yd run (Cody Cline kick)
1 - 2:02	ROB - Rylee Anderson 7 yd run (Cody Cline kick)
2 - 9:02	ROB - Rylee Anderson 18 yd run (Cody Cline kick)
2 - 0:23	ROB - Cody Cline 25 yd field goal
3 - 8:39	ROB - Rylee Anderson 2 yd run (Cody Cline kick)
3 - 4:01	NC - Na'Jae Newsom 23 yd pass from Zion Kendall (Eric Robinson pass from Zion Kendall good)
3 - 1:51	NC - Zion Kendall 15 yd run (Zion Kendall pass failed)
4 - 11:03	ROB - Lex Hooper 20 yd run (Cody Cline kick)
4 - 4:30	ROB - Rylee Anderson 6 yd run (Cody Cline kick)

Team Statistics

	NC	ROB
First Downs	5	18
Rushing (Att - Yds)	30 - 65	59 - 304
Passing (C - Att - Yds - Int)	4 - 10 - 53 - 0	2 - 6 - 28 - 0
Total Offense (Plays - Yds)	40 - 118	65 - 332
Penalties (# - Yds)	12 - 106	3 - 23
Turnovers	2	0

Passing - NC: Z. Kendall 3-4, 47 yd, 1 TD; K. Pitt 1-5, 6 yd; N. Newsom 0-1; **ROB:** N. Collins 2-6, 28 yd;

Rushing - NC: Z. Kendall 11-36 yd, 1 TD; E. Robinson 5-22 yd; S. Mitchell 4-12 yd; N. Newsom 6-12 yd; J. Davis 1-2 yd; J. Johnson 1-1 yd; K. Pitt 1-(-3 yd); **ROB:** R. Anderson 34-176 yd, 5 TD; L. Hooper 14-125 yd, 1 TD; H. Blevins 4-12 yd; S. Buckel 1-2 yd; L. Hall 2-(-2 yd); N. Collins 3-(-3 yd); T. Jackson 1-(-6 yd).

Receiving - NC: N. Newsom 2-28 yd, 1 TD; E. Holland 1-19 yd; Z. Kendall 1-6 yd; **ROB:** L. Hooper 1-14 yd; S. Lawson 1-14 yd.

AWARDS

Northampton County Defensive M.O.P. - Ja'Vonte Scott (LB)
Northampton County Offensive M.O.P. - Zion Kendall (QB)
Robbinsville Defensive M.O.P. - Xavier Rattler (LB)
Robbinsville Offensive M.O.P. - Lex Hooper (RB)
Most Valuable Player - Robbinsville - Rylee Anderson (RB)

East Surry dethrones Tarboro 56-28 winning first state title

DURHAM, NC – The East Surry Cardinals got seven touchdown passes from senior quarterback Jefferson Boaz to knock off Tarboro 56-28 and win the program's first state football championship. Boaz threw for 478 yards and seven scores, completing 33 of 42 passes on his way to being named the 1AA Championship Game Most Valuable Player.

Boaz set new state championship game neutral site records for most passing yards in a game, most completions in a game and most touchdown passes in a game in the effort. Stephen Gosnell and Landon Stevens hauled in the majority of Boaz' passes Gosnell grabbed 13 for 206 yards and two scores. Stevens pulled down 10 passes for 179 yards and two touchdowns.



The Cardinals and Vikings traded first quarter touchdowns, with both teams scoring twice in the opening quarter. Stevens broke the ice on a 39-yard heave from Boaz just a minute and 11 seconds into the first quarter. Tarboro took the ensuing possession and tied the game on a 63-yard sprint by Khalil Staton. Seven plays later, Gosnell answered for East Surry, going 41 yards on a pass from Boaz with 5:08 to go in the first. Then Kimani McDaniels slipped 21 yards to the house to knot the game at 14 heading to the second quarter.

Initially in the second quarter it appeared neither team would stop the other, as East Surry took a 21-14 lead on a one-yard sneak by Boaz with 7:43 to go in the half. Just two plays later, Travis Johnson ripped off a 59-yard touchdown run to bring Tarboro back even again with 7:09 to go. But after that Tarboro touchdown, East Surry went on to score 28 unanswered points, all on Boaz touchdown tosses, to pull out to a 49-21 advantage early in the fourth quarter.

Dillon Mosley grabbed two of those touchdowns passes in the 28-point run and capped off the night with an 11-yard scoring reception to round out is 6 catch, 42 yard night. East Surry's defense successfully limited the powerful Tarboro rushing attack, holding all four primary backs to under 100 yards rushing, though Tarboro still managed to rush for 242 yards in the game.

Tarboro finished the year 14-1, they were 6-0 in the Coastal Plains 1A Conference where they were the champions. The Vikings made the school's tenth appearance in an NCHSAA state championship game.

East Surry wrapped up the season 15-0, they went 5-0 in the Northwest 1A Conference, winning the league title. The Eagles won the Western Regional for the second time in program history and claimed the program's first state championship.

2019 1AA Championship Statistics

	1	2	3	4	-	T
Tarboro -	14	7	0	7	-	28
East Surry -	14	21	7	14	-	56

Qtr-Clock SCORING SUMMARY

1 - 10:49	ES - Landon Stevens 39 yd pass from Jefferson Boaz (Derek Sutterby kick)
1 - 8:24	TAR - Khalil Staton 63 yd run (Layton Dupree kick)
1 - 5:08	ES - Stephen Gosnell 41 yd pass from Jefferson Boaz (Derek Sutterby kick)
1 - 1:24	TAR - Kimani McDaniels 21 yd run (Layton Dupree kick)
2 - 7:43	ES - Jefferson Boaz 1 yd run (Derek Sutterby kick)
2 - 7:09	TAR - Travis Johnson 59 yd run (Layton Dupree kick)
2 - 4:53	ES - Stephen Gosnell 20 yd pass from Jefferson Boaz (Derek Sutterby kick)
2 - 3:31	ES - Dillon Mosley 10 yd pass from Jefferson Boaz (Derek Sutterby kick)
3 - 0:41	ES - Dillon Mosley 1 yd pass from Jefferson Boaz (Derek Sutterby kick)
4 - 11:56	ES - Landon Stevens 23 yd pass from Jefferson Boaz (Derek Sutterby kick)
4 - 9:21	TAR - Cameron Powell 3 yd run (Layton Dupree kick)
4 - 7:07	ES - Dillon Mosley 11 yd pass from Jefferson Boaz (Derek Sutterby kick)

Team Statistics	TAR	ES
First Downs	11	29
Rushing (Att - Yds)	34 - 242	27 - 28
Passing (C - Att - Yds - Int)	2 - 4 - 103 - 0	33 - 42 - 478 - 0
Total Offense (Plays - Yds)	38 - 345	69 - 506
Penalties (# - Yds)	4 - 32	5 - 35
Turnovers	4	0

Passing - TAR: K. McDaniels 2-3, 103 yd; K. Black 0-1; **ES:** J. Boaz 33-42, 478 yd, 7 TD.

Rushing - TAR: K. Staton 7 - 76 yd, 1 TD; T. Johnson 3-59 yd, 1 TD; K. McDaniels 11-56 yd, 1 TD; C. Powell 10-51 yd 1 TD; T. Joyner 3-0 yd. **ES:** Q. Smith 5 - 18 yd; E. Wright 5-7 yd; H. Bullington 2- 7 yd; B. Gosnell 2-1 yd; S. Gosnell 4-0 yd; D. Mosley 2-0 yd; R. Speaks 1-(-2 yd); J. Boaz 6-(-3 yd), 1TD.

Receiving - TAR: K. Black 2-103 yd; **ES:** S. Gosnell 13-206 yd, 2 TD; L. Stevens 10-179 yd, 2 TD; D. Mosley 6-42 yd, 3 TD; B. Gosnell 2-24 yd; Q. Smith 1-26 yd; E. Wright 1-1 yd.

AWARDS

Tarboro Defensive M.O.P. - Christian Harrison (DT)

Tarboro Offensive M.O.P. - Khalil Staton (RB)

East Surry Defensive M.O.P. - Tristian Harless (DB)

East Surry Offensive M.O.P. - Stephen Gosnell (WR)

Most Valuable Player - East Surry - Jefferson Boaz (QB)

Reidsville shuts out Northeastern 14-0 to win 18th State Championship

WINSTON-SALEM – The Reidsville Rams were dominant defensively and worked together just enough offense to overcome Northeastern for the second year in a row and win the school's 18th NCHSAA State Football Championship. The Rams nipped Northeastern just one year ago, a come from behind win, 31-28.

This year, the Rams jumped out in front early and rode a strong defensive effort to the championship. Lionel Long pounded his way into the endzone with 1:38 to go in the first quarter to put Reidsville in front 7-0. Long was the workhorse for the Rams, carrying the ball 31 times for 156 yards and a single score. He was chosen as the game's Most Valuable Player.

The only other touchdown in the game came in the closing minutes of the first half when Kyle Pinnix scampered 19 yards for a score to put the Rams up 14-0. Defensively, the Rams were led by Jiheem Hooper who accounted for 7 tackles. Stevion Harrison also had a good outing for Reidsville with a pair of sacks in the game, helping his team to hold Northeastern to just 101 yards rushing.

Reidsville outgained the Eagles 324-135, and the Eagles were led by Holden Hogde who rushed 15 times to gain 54 yards. He also threw for 31 yards in the game. Northeastern finished the season 12-4 and 4-1 in the Northeastern Coastal 2A. The Eagles reached the State Championship game for the third time in program history.

Reidsville wrapped up their season 15-1, the Rams were 4-0 in the Mid-State 2A where they were the league champions. Reidsville appeared in the State Championship game for the 24th time in school history and won a state record 18th State Championship.



2019 2A Championship Statistics

	1	2	3	4	-	T
Northeastern -	0	0	0	0	-	0
Reidsville -	7	7	0	0	-	14

Qtr-Clock SCORING SUMMARY

- 1 - 1:38 REID - Lionel Long 1 yd run (Anthony Franson kick)
 2 - 1:44 REID - Kyle Pinnix 19 yd run (Anthony Franson kick)

Team Statistics	NE	REID
First Downs	9	15
Rushing (Att - Yds)	31 - 101	42 - 213
Passing (C - Att - Yds - Int)	4 - 14 - 34 - 1	8 - 18 - 111 - 0
Total Offense (Plays - Yds)	45 - 135	60 - 324
Penalties (# - Yds)	6 - 43	4 - 30
Turnovers	1	0

Passing - NE: H. Hodge 3-11, 31 yd, 1 INT; D. Proctor 1-3, 3 yd; **REID:** K. Pinnix 8-17, 111 yd; A. Edwards 0-1.

Rushing - NE: H. Hodge 15-54 yd; J. Riddick 11-39 yd; J. Hinton 1-8 yd; Q. Thomas 2-1 yd; D. Proctor 2-(-1 yd); **REID:** L. Long 31-156 yd, 1 TD; B. Pass 2-48 yd; K. Pinnix 3-12 yd, 1 TD; A. Edwards 2-8 yd; J. Hooper 1-4 yd.

Receiving - NE: C. Mayfield, Jr. 2-20 yd; J. Williams 1-11 yd; J. Hinton 1-3 yd; **REID:** B. Pass 6-99 yd; J. Hooper 1-14 yd; D. Canada 1-(-2 yd).

AWARDS

Northeastern Defensive M.O.P. - Juan Riddick (LB)
Northeastern Offensive M.O.P. - Holden Hodge (QB)
Reidsville Defensive M.O.P. - Jiheem Hooper (FS)
Reidsville Offensive M.O.P. - Breon Pass (WR)
Most Valuable Player - Reidsville - Lionel Long (RB)

Shelby knocks out Salisbury 34-0 for 11th NCHSAA State Title

WINSTON-SALEM, NC – The Golden Lion defense was absolutely impenetrable in the 2AA State Championship Game as Shelby held Salisbury to -6 yards rushing for the game, lifting the Golden Lions to back-to-back titles and the program's 11th NCHSAA crown.

Malaki Hamrick led the Shelby defense with eight tackles in the game, including two for a loss. Jack Hollifield also added eight tackles in the effort as the Lions only gave up three first downs in the game.

Ja'hari Mitchell opened the scoring with 5:53 to go in the first quarter, crossing the plane from four yards out to put Shelby up 7-0. He scored two more times on just six total carries and 24 yards as he was selected as the game's Most Valuable Player. Mitchell also threw a touchdown pass, finding Nick Stites from nine yards out in the fourth quarter for the game's final score.

Shelby quarterback Isaiah Bess was also spectacular, completing 17 of 27 passes for 212 yards and one score as he found Diavonni Daley from 38 yards out in the second quarter to push the Lions lead to 20-0.

Salisbury was unable to muster much offensively, out-gained in the game by Shelby 359-39. The Golden Lions defense held Salisbury to the fewest yards ever allowed in an NCHSAA State Championship Game since record keeping began in 1989. The 39-yard allowance was ten fewer than the previous mark of 49 yards allowed set by Robbinsville in 1992 when they held Lakewood scoreless in the 1A Championship.

Salisbury finished the season 13-3. The Hornets finished 7-2 in the Central Carolina 2A Conference and were tied for second in the league. The Hornets reached the State Championship game for the fourth time in program history.

Shelby wrapped the year 14-1, a perfect 6-0 mark in Southwestern 2A Conference play, winning the league championship. The Golden Lions won the program's 11th NCHSAA State Championship and made their 16th appearance in an NCHSAA State Championship Game.



2019 2AA Championship Statistics

	1	2	3	4	-	T
Salisbury -	0	0	0	0	-	0
Shelby -	7	13	7	7	-	34

Qtr-Clock SCORING SUMMARY

1 - 5:53	SHEL - Ja'hari Mitchell 4 yd run (Caden Sheely kick)
2 - 10:32	SHEL - Ja'hari Mitchell 1 yd run (TEAM rush failed)
2 - 5:19	SHEL - Diavonni Daley 38 yd pass from Isaiah Bess (Caden Sheely kick)
3 - 0:16	SHEL - Ja'hari Mitchell 6 yd run (Caden Sheely kick)
4 - 7:46	SHEL - Nick Stites 9 yd pass from Ja'hari Mitchell (Caden Sheely kick)

Team Statistics

	SAL	SHEL
First Downs	5	19
Rushing (Att - Yds)	33 - (-6)	42 - 138
Passing (C - Att - Yds - Int)	7 - 21 - 45 - 2	18 - 28 - 221 - 0
Total Offense (Plays - Yds)	54 - 39	70 - 359
Penalties (# - Yds)	6 - 35	7 - 55
Turnovers	0	2

Passing - SAL: V. Honeycutt 7-21, 45 yd; **SHEL:** I. Bess 17-27, 212 yd, 1 TD.
Rushing - SAL: M. McLean 12-22 yd; J. Walker 1-8 yd; J. Poole 2-4 yd; J. Wells 4-2 yd; M. Cook 1-(-1 yd); J. Wood 2-(-7 yd); Team 1-(-17 yd); V. Honeycutt 10-(-17 yd). **SHEL:** D. Fuller 19-103 yd; O. Phillips 5-30 yd; J. Mitchell 6-24 yd, 3 TD; L. Welch 3-14 yd; I. Bess 6-(-13 yd); Team 3-(-20 yd).
Receiving - SAL: M. Cook 4-22 yd; P. Lippard 1-11 yd; M. McLean 1-6 yd; P. Taylor 1-6 yd; **SHEL:** D. Daley 8-120 yd; J. Mitchell 5-46 yd; K. Huskey 4-46 yd; N. Stites 1-9 yd, 1 TD.

AWARDS

Salisbury Defensive M.O.P. - Zae Clay (LB/DE)
Salisbury Offensive M.O.P. - Mike McLean (QB/RB)
Shelby Defensive M.O.P. - Malaki Hamrick (DL)
Shelby Offensive M.O.P. - Isaiah Bess (QB)
Most Valuable Player - Shelby - Ja'hari Mitchell (WR)

Charlotte Catholic pulls away from Southern Nash late to win third straight title

RALEIGH, NC – Charlotte Catholic stormed past Southern Nash with 20 fourth quarter points on their way to a 23-7 victory and a third straight State Championship. The victory was the school's seventh NCHSAA State Football Championship.

Paul Neel managed to grind out two touchdowns in the late stages to help Charlotte Catholic pull away. He rushed 27 times for 156 yards and two scores, both in the fourth quarter. Neel's first touchdown run of 39 yards with 11:53 to go in the fourth put the Cougars in front 10-7. Then with 6:23 to go, he capped off a seven-play, 41-yard drive with a six-yard touchdown plunge to go up 17-7. Neel was named the game's Most Valuable Player.

Southern Nash had several opportunities to put Charlotte Catholic behind early during the quickly played first half, but the Cougar defense came up big, including a goal-line stand in the second quarter, to keep the game scoreless through the opening half. The Cougar defense was quite stingy throughout the game, holding the prolific ground attack of Southern Nash to just 157 yards for the day.

Quinton Cooley, the state's leading rusher this year according to MaxPreps, gave Southern Nash the lead 7-3 with 3:17 to go in the third with a 1-yard touchdown run that polished off a nine-play, 79-yard drive. Cooley had to work for every inch, rushing 19 times for 79 yards in the game.

Southern Nash finished the season 15-1. The Firebirds were 5-0 and champions of the Big East 3A Conference, reaching the state finals for the first time in program history.

Charlotte Catholic earned the program's seventh NCHSAA State Title and a third state championship in a row. The Cougars finished their year 12-3, 6-1 in the Southern Carolina 3A Conference, where they were the runners-up.



2019 3A Championship Statistics

	1	2	3	4	-	T
Southern Nash -	0	0	7	0	-	7
Charlotte Catholic -	0	0	3	20	-	23

Qtr-Clock SCORING SUMMARY

3 - 6:37	CC - Knapp, C. 31 yd field goal
3 - 3:17	SN - Cooley, Q. 1 yd run (Barnes, E. kick)
4 - 11:53	CC - Neel, P. 39 yd run (Wood, G. kick)
4 - 6:23	CC - Neel P. 6 yd run (TEAM kick failed)
4 - 2:55	CC - Brewer, J. 18 yd run (Wood, G. kick)

Team Statistics	SN	CC
First Downs	13	19
Rushing (Att - Yds)	41 - 157	48 - 263
Passing (C - Att - Yds - Int)	3 - 10 - 76 - 1	4 - 6 - 78 - 1
Total Offense (Plays - Yds)	51 - 233	54 - 341
Penalties (# - Yds)	3 - 21	5 - 37
Turnovers	1	2

Passing - SN: M. Foster 3-10, 76 yd; **CC:** H. Barnett 3-5, 56 yd, 1 INT; J. Brewer 1-1, 22 yd.

Rushing - SN: Q. Cooley 19-79 yd; 1 TD; M. Foster 13-57 yd; J. Vick 6-15 yd; D. Whitley 2-7 yd; **CC:** P. Neel 27-156 yd, 2 TD; J. Brewer 17-83 yd, 1 TD; T. Foley 2-19 yd; H. Barnett 1-4 yd; J. Smith 1-1 yd

Receiving - SN: Walker-Warren 1-42 yd; M. Parker 1-19 yd; Q. Cooley 1-15 yd; **CC:** T. Foley 2-51 yd; G. McKernan 1-26 yd; P. Neel 1-1 yd.

AWARDS

Southern Nash Defensive M.O.P. - Izaiah Walker-Warren (DB)

Southern Nash Offensive M.O.P. - Quinton Cooley (RB)

Charlotte Catholic Defensive M.O.P. - Liam Barbee (LB)

Charlotte Catholic Offensive M.O.P. - Jimmy Brewer (RB)

Most Valuable Player - Charlotte Catholic - Paul Neel (RB)

Weddington finishes perfect, stops Lee County 34-14

RALEIGH, NC – The Weddington Warriors got four touchdowns from star running back Will Shipley as they took care of Lee County 34-14 to win back-to-back 3AA State Championships. The Warriors did most of their damage on the ground, outrushing Lee County 256-105 in the game behind a strong effort from the Warriors offensive line.

Shipley was dynamic at running back, carrying the ball 26 times and gaining 256 yards in the game. He scored four touchdowns, breaking several long runs in the game. Shipley opened the scoring with 8:20 to go in the first quarter, plunging in from four yards out. He also had scoring runs of 67, 2 and 22 yards on his way to being named the game's Most Valuable Player.

After Shipley's first touchdown, both teams failed to score until Bryson Parker scooped up a blocked punt and returned it 26 yards for a touchdown to put Weddington in front 14-0. Shipley's 67-yard score came after the ensuing Yellow Jacket possession stalled quickly and opened the gap to 21-0 with just 4:26 to go in the half.

Lee County bounced back after the long run by Shipley, driving seven plays and 43 yards to cash in on a one-yard run by Colin Johnson that trimmed the Warrior lead to 21-7. After a missed field goal by Weddington near the end of the half, it looked like Lee County had some momentum going into the locker room.

The Jackets forced a turnover on the opening possession of the second half for Weddington. Six plays later, Johnson found Jaylen Chalmers for a 44-yard touchdown pass and Lee County closed the gap to 21-14. However, that was as close as Lee County would get as Shipley found pay dirt two more times to extend Weddington out to a comfortable 34-14 margin.

Lee County finished the season 15-1, they were 5-0 as the champions of the Tri-County 6 3A. The Yellow Jackets reached the state finals for the seventh time in school history and the first time in 45 years back when the school was known as Sanford Central.

Weddington won the program's third state championship and their second in a row. The Warriors wrapped up the year 16-0, they were 7-0 as the champions in the Southern Carolina 3A Conference. Weddington won the Western Regional Final for the fourth time in program history.



2019 3AA Championship Statistics

	1	2	3	4	-	T
Lee County -	0	7	7	0	-	14
Weddington -	7	14	6	7	-	34

Qtr-Clock SCORING SUMMARY

1 - 8:20	WED - Shipley, W. 4 yd run (Williams, I. kick)
2 - 5:42	WED - Parker, B. 26 yd blocked punt return (Williams, I. kick)
2 - 4:26	WED - Shipley, W. 67 yd run (Williams, I. kick)
2 - 1:09	LC - Johnson, C. 1 yd run (Underwood, T. kick)
3 - 8:28	LC - Chalmers, J. 44 yd pass from Johnson, C. (Underwood, T. kick)
3 - 2:36	WED - Shipley, W. 2 yd run (Williams, I. kick blocked)
4 - 3:02	WED - Shipley, W. 22 yd run (Williams, I. kick)

Team Statistics	LC	WED
First Downs	16	13
Rushing (Att - Yds)	40 - 105	34 - 256
Passing (C - Att - Yds - Int)	22 - 29 - 135 - 2	2 - 8 - 15 - 1
Total Offense (Plays - Yds)	69 - 240	42 - 271
Penalties (# - Yds)	8 - 58	5 - 66
Turnovers	2	1

Passing - LC: C. Johnson 22-29, 135 yd, 1 TD, 2 INT. **WED:** D. Casicola 2-6, 15 yd, 1 INT.

Rushing - LC: C. Johnson 12-43 yd, 1 TD; AJ Boulware 24-39 yd; L. Baldwin 3-15 yd; T. McKendall 1-8 yd. **WED:** W. Shipley 26-256 yd, 4 TD; D. Mercer 2-6 yd; L. Backey 2-2 yd; T. Gordon 1-1 yd; K. Parsons 1-0 yd; Team 2-(-9 yd).

Receiving - LC: T. McKendall 10-78 yd; J. Chalmers 4-48 yd, 1 TD; AJ Boulware 4-9 yd; T. Lett 2-17 yd; J. Batts 1-2 yd; L. Baldwin 1-(-19 yd); **WED:** C. Barsz 1-8 yd; W. Shipley 1-7 yd.

AWARDS

Lee County Defensive M.O.P. - Delmaz Jennings (LB/DE)
Lee County Offensive M.O.P. - Jayden Chalmers (WR)
Weddington Defensive M.O.P. - Alex Mock (LB)
Weddington Offensive M.O.P. - Will Shipley (RB)
Most Valuable Player - Weddington - Will Shipley (RB)

East Forsyth goes back-to-back with 24-21 victory over Cardinal Gibbons

CHAPEL HILL, NC – Cardinal Gibbons struck first, but ultimately, East Forsyth held the Crusaders off with a 24-21 victory in the 4A State Championship game, earning the school's second straight state championship and third overall.

Ty'shaun Lyles was the 4A Championship Most Valuable Player for the second year in a row, leading the Eagles offensively with a pair of touchdown throws on 10 for 16 passing with 171 yards. He also rushed 17 times for 63 yards in the game.

Jacob Gill got the scoring going as Cardinal Gibbons took their opening possession eight plays and 56 yards, polished off when Gill hauled in a nine-yard scoring toss from Andrew Harvey. The throw gave the Crusaders an early 7-0 lead, but East Forsyth responded late in the quarter.

The two teams traded possessions until East Forsyth drove five plays and 65 yards in the latter part of the opening quarter. The Eagles got on the board thanks to a 59-yard pass from Lyles to Jamison Warren with 1:58 to go in the quarter, tying the game at seven.

Gibbons jumped back in front early in the second quarter when Harvey hit Cameron Noble for 40 yards and a score with just 36 seconds gone in the second frame. However, East Forsyth responded quickly as Lyles connected with Warren a second time, this one from 56 yards out to knot the score at 14 with 6:01 to go in the half.

The Eagles got a good bounce on the ensuing Crusader possession, as Jordan Timmons scooped up a Gibbons fumble and rumbled nine yards for a score to give East Forsyth its first lead of the game. The Eagles carried the lead into the locker room and added to it in the third quarter when Andrew Conrad chipped through a 31-yard field goal to extend their lead to 24-14 with 4:33 to go in the third.

Cardinal Gibbons did not go away quietly, as the Crusaders marched 10 plays and 80 yards capped off by an eight-yard touchdown pass from Harvey to Cameron Noble with just 3:42 to play, but the Eagles managed to hold Gibbons out of field goal range in the final two minutes to seal the victory.

Cardinal Gibbons finished the season 12-3, the Crusaders were 5-1 in the Cap 7 4A Conference where they were the runners-up. The program reached the NCHSAA State Championship game for the first time in school history, winning their first regional final.

East Forsyth wrapped up the year 13-2, the Eagles were 3-2 in the Central Piedmont 4A. East Forsyth won the program's third Western Regional Championship and collected their third state championship.



2019 4A Championship Statistics

	1	2	3	4	-	T
Cardinal Gibbons -	7	7	0	7	-	21
East Forsyth -	7	14	3	0	-	24

Qtr-Clock SCORING SUMMARY

1 - 7:47	CG - Jacob Gill 9 yd pass from Andrew Harvey (Noah Lawrence kick)
1 - 1:58	EF - Jamison Warren 59 yd pass from Ty'Shaun Lyles (Andrew Conrad kick)
2 - 11:24	CG - Cameron Noble 40 yd pass from Andrew Harvey (Noah Lawrence kick)
2 - 6:01	EF - Jamison Warren 56 yd pass from Ty'Shaun Lyles (Andrew Conrad kick)
2 - 5:42	EF - Jordan Timmons 9 yd fumble recovery (Andrew Conrad kick)
3 - 4:33	EF - Andrew Conrad 31 yd field goal
4 - 3:42	CG - Cameron Noble 8 yd pass from Andrew Harvey (Noah Lawrence kick)

Team Statistics	CG	EF
First Downs	19	16
Rushing (Att - Yds)	33 - 38	41 - 166
Passing (C - Att - Yds - Int)	19 - 33 - 290 - 1	10 - 16 - 171 - 3
Total Offense (Plays - Yds)	66 - 328	57 - 337
Penalties (# - Yds)	2 - 31	9 - 71
Turnovers	2	3

Passing - CG: A. Harvey 19-33, 290 yd, 3 TD, 1 INT; **EF:** T. Lyles 10-16, 171 yd, 2 TD, 3 INT.

Rushing - CG: J. Grazen 17-75 yd; B. Biestek 4-12 yd; J. Gill 2-4 yd; J. Federman 1-(-2 yd); M. Harp 1-(-8 yd); A. Harvey 7-(-28 yd); Team 1-(-15 yd). **EF:** R. Smith 12-64 yd, T. Lyles 17-63 yd; C. Chaplin 9-36 yd; T. Ingram 1-7 yd; J. Richens 1-(-3 yd); Team 1-(-1 yd).

Receiving - CG: C. Duarte 5-116 yd; B. Biestek 5-22 yd; J. Gill 4-78 yd, 1 TD; J. Grazen 3-26 yd; C. Noble 2-48 yd, 2 TD; **EF:** J. Warren 4-125 yd, 2 TD; J. Thorns 2-40 yd; R. Smith 2-0 yd; A. Marshall 1-3 yd; C. Chaplin 1-3 yd.

AWARDS

Cardinal Gibbons Defensive M.O.P. - Will Mason (DB)
Cardinal Gibbons Offensive M.O.P. - Andrew Harvey (QB)
East Forsyth Defensive M.O.P. - Jordan Timmons (DB)
East Forsyth Offensive M.O.P. - Jamison Warren (WR)
Most Valuable Player - East Forsyth - Ty'Shaun Lyles (QB)

Vance collects school's first title with 24-3 triumph over Leesville Road

CHAPEL HILL, NC – The Vance Cougars relied on their stifling defense to thwart Leesville Road in the 4AA Championship game 24-3, earning the program's first State Championship.

The Cougars dominated the line of scrimmage, holding the Pride to just 80 yards of total offense in the game. Power Echols was named the game's Most Valuable Player, leading the Cougars in tackles with 6.5 for the day, including 1.5 tackles for loss. He also rushed twice for 16 yards and a touchdown.

Vance opened the scoring with an 84-yard explosion for a touchdown when Austin Grier found Jordan Payne for a score, capping off a drive that started at the Cougar four-yard line. Leesville responded early in the second quarter with their only points of the game as Noah Burnette split the uprights for a 34-yard field goal to trim the lead to 7-3. Melvin Benitez answered for the Cougars with an 18-yard field goal of his own with just five seconds to go in the half, putting Vance up 10-3.

The Cougars closed out the game with a pair of touchdown runs in the fourth quarter. Daylan Smothers increased the lead with a six-yard scoring run with 9:58 to go that gave Vance a 17-3 lead. Then with 8:55 to play, Echols cashed in a 14-yard run just one play after a Leesville turnover, to ice the game 24-3.

Leesville Road reached the State Championship game for the first time in program history. The Pride finished the season 13-1, 6-0 in the Cap 7 4A Conference where they were the champions.

Vance wrapped up their year 13-2. The Cougars were 5-2 in the I-Meck 4A conference. Vance reached the state championship game for the second time in program history and the second year in a row, earning the school's first football state championship.



2019 4AA Championship Statistics

	1	2	3	4	-	T
Leesville Road -	0	3	0	0	-	3
Zebulon B. Vance -	7	3	0	14	-	24

Qtr-Clock SCORING SUMMARY

1 - 5:06	ZBV - Jordan Payne 84 yd pass from Austin Grier (Melvin Benitez kick)
2 - 9:52	LR - Noah Burnette 34 yd field goal
2 - 0:05	ZBV - Melvin Benitez 18 yd field goal
4 - 9:58	ZBV - Daylan Smothers 6 yd run (Melvin Benitez kick)
4 - 8:55	ZBV - Power Echols 14 yd run (Melvin Benitez kick)

Team Statistics	LR	ZBV
First Downs	7	10
Rushing (Att - Yds)	30 - 45	39 - 103
Passing (C - Att - Yds - Int)	3 - 9 - 35 - 1	10 - 13 - 124 - 0
Total Offense (Plays - Yds)	39 - 80	52 - 227
Penalties (# - Yds)	1 - 13	7 - 55
Turnovers	5	0

Passing - LR: E. Burchfield 1-5, 1 yd, 1 INT; T. Baker 2-4, 34 yd; **ZBV:** A. Grier 9-11, 127 yd, 1 TD; S. Thompson 0-1; B. Camp 1-1, -3 yd.

Rushing - LR: T. Moore 12-42 yd; A. Doss 7-40 yd; D. Sohn 3-6 yd; T. Caine 1-2 yd; T. Baker 2-(-13 yd); E. Burchfield 5-(-32 yd); **ZBV:** A. Grier 14-46 yd; S. Thompson 8-29 yd; P. Echols 2-16 yd, 1 TD; D. Smothers 1-6 yd, 1 TD; B. Camp 1-5 yd; J. Payne 1-4 yd; J. Burton 2-0 yd; J. Morris 8-0 yd; A. Shabazz 1-(-3 yd); Team 1-0 yd.

Receiving - LR: N. Burnette 3-35 yd; **ZBV:** K. Concepcion 3-24 yd; J. Payne 2-83 yd, 1 TD; J. Morris 2-10 yd; M. Riley 2-10 yd; M. Walker 1-(-3 yd)

AWARDS

Leesville Road Defensive M.O.P. - Treyvon Coleman (DB)

Leesville Road Offensive M.O.P. - Noah Burnette (WR/K)

Zebulon B. Vance Defensive M.O.P. - Dylan Tucker (CB)

Zebulon B. Vance Offensive M.O.P. - Austin Grier (QB)

Most Valuable Player - Zebulon B. Vance - Power Echols (RB/LB)



CHAMPIONSHIP GAME NEUTRAL SITE RECORDS



"Modern Era" Records beginning in 1989; updated through 2018 Championships

TEAM RECORDS

Most points, two teams combined

Game: 98 (Western Alamance 62, North Gaston 36, 12/8/07 at Kenan)

Most points, one team

Game: 68, Reidsville (vs. Bandys 12/6/03 at Carter-Finley)

Half: 42, Reidsville (2nd half vs. Bandys 12/6/03 at Carter-Finley)
42, Butler (1st half vs. Jack Britt 12/1/12 at Kenan)
42, Mallard Creek (1st half vs. Page 12/12/15 at Carter-Finley)

Quarter: 35, Mallard Creek (2nd quarter vs. Page 12/12/15 at Carter-Finley)

Most yards, total offense, two teams combined:

1,130 (North Gaston 575, Western Alamance 555, Western 62-36 on 12/8/07 at Kenan)

Most yards, total offense, one team, game:

622, Reidsville (vs. Bandys at Carter-Finley 12/6/03);
618, Northern Guilford (vs. Char. Catholic at BB&T Field 12/1/12)

Most yards rushing, one team, game:

542, Northern Guilford (vs. Char. Catholic at Carter-Finley, 12/1/12)

Most yards passing, one team, game:

478, East Surry (vs. Tarboro at BB&T Field, 12/14/19)
398, Reidsville (vs. Bandys at Carter-Finley, 12/6/03)

Most plays, one team, game:

82, South Point (vs. South Johnston 12/11/09)
80, A.C. Reynolds (vs. New Hanover 12/9/17)
80, Murphy (vs. Wallace-Rose Hill 12/11/10)
74, Bertie (vs. High Point Central 12/8/95)
74, Rosman (vs. North Edgecombe 12/13/97)
74, Wallace-Rose Hill (vs. Albemarle 12/15/01)

Most passes attempted, one team, game:

47, West Craven (25 of 47, 12/13/08, West Rowan 35-7)
45, Williamston (22 of 45, 12/14/01, Swain 38-19)

Most passes completed, one team, game:

33, East Surry (33 of 42, 12/14/19, vs. Tarboro, W 49-21)
29, A.C. Reynolds (29 of 50, 12/9/17, New Hanover 17-27)
25, West Craven (25 of 47, 12/13/08, West Rowan 35-7)
25, Cummings (25 of 35, 12/7/90, Cummings 32-26)
25, Independence (25 of 44, 12/9/00, Independence 24-19)

Most passes attempted, two teams combined, game:

73 (Kinston 41, Shelby 32, 12/12/15 at Carter-Finley, Shelby 57-21)

Most passes completed, two teams combined, game:

41 (A.C. Reynolds 29 completions, New Hanover 12 completions, 12/9/18, New Hanover 27-17)
35, (Tarboro 2 completions, East Surry 33, 12/14/19, ES 49-21)
34 (Bertie 15 completions, Ragsdale 19, 12/8/00, Bertie 32-15)

Most interceptions by:

6, Swain County (vs. Williamston 2001)
5, West Rowan (vs. West Craven 12/13/08)

Fewest total yards allowed, game:

39 by Shelby vs. Salisbury 12/14/19 (Shelby 34-0)
49 by Robbinsville vs. Lakewood 12/12/92 (Robbinsville 35-0)

Fewest rushing yards allowed, game:

-29 by Mallard Creek vs. Page 12/12/15 at Carter-Finley (Mallard Creek 49-6)
-16 by Z.B. Vance vs. Rolesville 5/8/21 at C-F (Vance 35-14)
-9 by Concord vs. Wilson Hunt 12/11/04 at Groves (Concord 27-0)
-6 by Shelby vs. Salisbury at BB&T (12/14/19 (Shelby 34-0)
-5 by Rose vs. Mount Tabor at Groves (12/6/03 (Rose 51-7)
-2 by Crest vs. Eastern Randolph at Kenan 12/6/03 (Crest 40-0)

Fewest passing yards allowed, game: most recent

-6 by Murphy vs. Northside-Pinetown (5/8/21, Murphy 14-7)
0 by Tarboro vs. Mount Airy (12/9/17, Tarboro 32-7)
Has occurred 11 times: (0 yard team listed first)
Robbinsville vs. Lakewood 12/12/92 (Robbinsville 35-0)
West Charlotte vs Douglas Byrd 12/9/95 (West Charlotte 20-13)
North Edgecombe vs. Starmount 12/12/98 (Starmount 22-20)
Graham vs. Northside 12/9/00 (Graham 31-6)
Carver vs. Fike 12/14/02 (Carver 34-0 at Carter-Finley)
Cummings vs. Southwest Onslow 12/6/03 (SW Onslow 20-14)
Swain vs. Southside 12/11/04 (Swain 16-14)
Lincolnton vs. Clinton 12/10/05 (Clinton 13-6)
Southern Vance vs. Shelby 12/9/06 (Shelby 27-24)
Douglas Byrd vs. Seventy-First 12/13/08 (Seventy-First 28-7)
Tarboro vs. Mountain Heritage 12/11/09 (Tarboro 28-3)

Individual Rushing

Most Yards Rushing - Top 12	Year	Att	Yds	TD	Location
1. T.J. Logan, Northern Guilford	2012	28	510	8	Carter-Finley
2. D'Brian Hudgins, Williamston	1999	29	317	4	Kenan
3. Tre' Harbison, Crest	2015	24	295	7	Kenan
4. T.A. McLendon, Albemarle	2001	31	289	7	Kenan
5. Andre Brown, Rose	2003	27	270	3	BB&T
6. Princeton Brooks, North Gaston	2007	17	269	3	Kenan
7. Johnnie Glaspie, Wallace-Rose Hill	2015	25	261	5	BB&T
8. Will Shipley, Weddington	2019	26	256	4	Carter-Finley
8. Jamil Miller, Cummings	2006	17	244	5	BB&T
9. Jamal Edwards, Dudley	2002	28	243	3	Carter-Finley
10. Todd Gurley II, Tarboro	2011	21	242	4	Carter-Finley
11. Kevin Parks, West Rowan	2008	24	219	3	BB&T
12. Rocky Reid, Concord	2013	41	218	1	Carter-Finley



CHAMPIONSHIP GAME NEUTRAL SITE RECORDS



Individual Passing

Most Yards Passing	Year	Comp	Att	Yds	Int	TD	Location
1. Jefferson Boaz, East Surry	2019	33	42	478	0	7	BB&T
2. Raymius Smith, Swain	2012	22	35	426	2	2	Carter-Finley
3. Chris Leak, Independence	2000	25	44	359	1	3	Kenan
4. Kendon Doe, Reidsville	2003	22	35	336	0	2	Carter-Finley
5. Kendall Hinton, Southern Durham	2013	17	25	332	0	4	BB&T
6. Tedarrius Wiley, Richmond	2008	20	25	325	0	4	Kenan
7. Randall Rankins, Bertie	2000	15	22	322	1	3	Kenan
8. Anthony Crews, Reidsville	2002	16	35	311	0	3	BB&T
9. Riley Ferguson, Butler	2012	20	29	301	0	5	Kenan
10. Donnie Davis, Cummings	1990	25	35	304	1	4	Kenan
11. Brad Roach, Williamston	2001	22	45	304	6	2	Kenan
12. Chris Leak, Independence	2001	13	27	298	1	4	Kenan
13. Tyrell Houghton, Reidsville	2009	16	24	291	0	3	Kenan
14. Joe Cox, Independence	2003	14	21	286	1	5	Groves

Other Individual Marks

Most yards total offense:

510, T.J. Logan, Northern Guilford (510 rushing) vs. Charlotte Catholic 2012 at Carter-Finley
 475, Jefferson Boaz, East Surry (478 passing, -3 rushing) vs. Tarboro 2019 at BB&T
 453, Raymius Smith, Swain (426 passing, 27 rushing vs. SW Onslow 2012 at Carter-Finley
 448, Anthony Crews, Reidsville (311 passing, 137 rushing vs. Bandys 2002 at BB&T)
 393, Tedarrius Wiley, Richmond (325 passing, 68 rushing vs. Jack Britt 2008 at Kenan)
 379, Kendall Hinton, Southern Durham (332 passing, 47 rushing vs. Crest 2013 at BB&T)

Most touchdowns:

8, T.J. Logan, Northern Guilford (vs. Charlotte Catholic 2012)
 7, T.A. McLendon, Albemarle (vs. Wallace-Rose Hill 2001)
 7, Tre' Harbison, Crest (vs. Southern Durham 2015)

Most points scored:

50, T.J. Logan, Northern Guilford, 8 touchdowns and one 2 point conversion (vs. Charlotte Catholic 2012)

Most touchdown passes:

7, Jefferson Boaz, East Surry (vs. Tarboro 2019)
 5, Joe Cox, Independence (vs. New Bern 2003)
 5, Riley Ferguson, Butler (vs. Jack Britt 2012)
 5, Darquez Lee, Shelby (vs. Kinston 2015)
 4, Kendall Hinton, Southern Durham (vs. Crest 2013)
 4, Tedarrius Wiley, Richmond (vs. Jack Britt 2008)
 4, Chris Leak, Independence (vs. Wilmington Laney 2001)
 4, Heath Shuler, Swain (vs. Roanoke 1990)
 4, Donnie Davis, Cummings (vs. Statesville 1990)
 4, Zephaniah Wall, Monroe (vs. Bunn 2015)

Most reception yards:

261, Greg Tisho, Swain (vs. Southwest Onslow 2012 at Kenan)
 225, Brad Hinton, Independence (vs. South View 2000 at Kenan)
 205, Hakeem Nicks, Independence (vs. New Bern 2005 at Carter-Finley)
 198, Maurice Trowell, Southern Durham (vs. Crest 2013)
 197, Wayne Blackwell, Reidsville (vs. Bandys 2003 at Carter-Finley)
 171, Jadarious McManus, Monroe (vs. Bunn 2015)
 165, Jerome Simpson, Reidsville (vs. Bandys 2002 at BB&T)
 156, Maurice Staley, West Charlotte (vs. South View 1991)
 155, Curtis Maheu, Jack Britt (vs. Richmond 2008)

Most receptions:

13, Stephen Gosnell, East Surry (vs. Tarboro 2019)
 13, Jerome Simpson, Reidsville (vs. Bandys 2003)
 13, Greg Tisho, Swain (vs. Southwest Onslow 2012)
 11, Mohammed Massaquoi, Independence (vs. South View 2004)
 11, Brad Hinton, Independence (vs. South View 2000)
 9, Kamron Hoover, Havelock (vs. Charlotte Catholic 2020-21)
 9, J.J. House, Williamston (vs. Albemarle 2002)
 9, Doug Brown, Ragsdale (vs. Bertie 2000)
 9, Kevin Roach, Williamston (vs. Swain 2001)

Most touchdown receptions:

3, Dillon Mosley, East Surry (vs. Tarboro 2019)
 3, Brandy Jones, Robbinsville (vs. Lakewood 1992)
 3, Mohammed Massoquoi, Independence (vs. New Bern 2003 at BB&T)
 3, Wayne Blackwell, Reidsville (vs. Bandys 2003 at Carter-Finley)
 3, Tre Carson, Mitchell (vs. Wallace-Rose Hill 2015 at BB&T)

Longest rushing play:

96 yards, Derrell Scott, Havelock (vs. Concord 2013)
 95 yards, Braheam Murphy, Harding (vs. Scotland 2017)
 94 yards, Bryan Haywood, Southside (vs. Swain 2004)
 94 yards, A.J. Little, Albemarle (vs. Southwest Onslow 2009)
 93 yards, Marcus Ellerbe, Richmond (vs. Garner 1998)
 90 yards, Princeton Brooks, North Gaston (vs. Western Alamance 2007)

Longest passing play:

98 yards, Nick Maddox from Paul Allen, A.L. Brown (vs. NE Guilford 1997)

Longest punt:

77, Caleb Brickhouse, Northeastern (vs. Reidsville 2019)
 69, Jason Sunday, Southwest Onslow (vs. Cummings 2003)

Longest field goal:

47 yards, Brayan Diaz, Monroe (vs. Bunn 2015 at Carter-Finley)
 46 yards, Tadarius Darden, Hobbton (vs. Swain 1993)
 45 yards, Jose Flores, Wallace-Rose Hill (vs. Murphy 2010 at Kenan)

Most field goals:

3, Brad Green, Reidsville (vs. John A. Holmes 2016 at BB&T)
 2, Chris Hensler, Northern Durham (vs. East Forsyth 1992)
 2, Julian Rauch, Gastonia Ashbrook (vs. Dudley 2002 at Carter-Finley)
 2, Erik Lemmon, Crest (vs. Eastern Randolph 2003 at Kenan)
 2, Tyler Rabb, Shelby (vs. Reidsville 2005 at Kenan)
 2, Spence Lundquist, Newton-Conover (vs. Reidsville 2009 at Kenan)
 2, Luke Hayek, Shelby (vs. Southwest Onslow 2013 at Kenan)
 2, Alex Maganda, Concord (vs. Havelock 2013 at Carter-Finley)
 2, Evan Davis, Crest (vs. Southern Durham 2015 at Kenan)
 2, Yahir Cano, Wallace-Rose Hill (vs. Mitchell 2015 at BB&T)



FOOTBALL STATE CHAMPIONSHIP - MOST POINTS



	TEAM	CLASS	POINTS	OPPONENT	YEAR
1)	Maxton	1A	86	vs. North Duplin	1975
T2)	Robbinsville	1A	68	vs. Belhaven Wilkinson	1981
T2)	Reidsville	2AA	68	vs. Bandys	2003
4)	Albemarle	1AA	66	vs. Wallace-Rose Hill	2001
5)	Nothorn Guilford	3AA	64	vs. Charlotte Catholic	2012
6)	Western Alamance	3A	62	vs. North Gaston	2007
7)	Murphy	1A	60	vs. Pamlico County	2018
8)	Mallard Creek	4AA	59	vs. Wake Forest	2013
9)	Reidsville	2A	58	vs. John A. Holmes	2016
10)	Shelby	2A	57	vs. Kinston	2015
T11)	East Surry	1AA	56	vs. Tarboro	2019
T11)	Murphy	1A	56	vs. Columbia	1987
T11)	Southern Pines	6-Man	56	vs. Clemmons	1955
T11)	Bath	6-Man	56	vs. Laurel Hill	1958
T11)	David W. Butler	4AA	56	vs. Jack Britt	2012
T16)	Havelock	3A	55	vs. Concord	2012
T16)	Crest	3AA	55	vs. Southern Durham	2015
T18)	Dudley	4A	54	vs. Cape Fear	2016
T18)	Independence	4AA	54	vs. New Bern	2003
20)	Ahoskie	1A	52	vs. Walnut Cove	1951
T21)	J.H. Rose	4A	51	vs. Mount Tabor	2003
T21)	Newton-Conover	2A	51	vs. Tarboro	2008
T23)	Tarboro	1AA	50	vs. East Surry	2018
T23)	Robbinsville	1A	50	vs. Rosewood	1972
25)	Independence	4A	49	vs. Laney	2001
T26)	Sylva-Webster	2A	49	vs. Currituck	1980
T26)	Southwest Onslow	2A	49	vs. Shelby	2004
T26)	Independence	4AA	49	vs. Riverside-Durham	2006
T26)	Cummings	2A	49	vs. Clinton	2006
T26)	Mallard Creek	4A	49	vs. Page	2015
T31)	David W. Butler	4AA	48	vs. Jack Britt	2009
T31)	Ahoskie	1A	48	vs. Bessemer City	1952
T31)	Wallace-Rose Hill	1AA	48	vs. Mitchell	2015



FOOTBALL STATE CHAMPIONSHIP LIST



OPEN

1913	Raleigh
1914	Raleigh
1915	Raleigh
1916	Charlotte
1917	Charlotte
1918	-----
1919	Chapel Hill
1920	Chapel Hill
1921	Fayetteville
1922	Asheville
1923	Charlotte
1924	Rockingham
1925	Gastonia
1926	Sanford
1927	Wilmington New Hanover
1928	Wilmington New Hanover

PLAY WENT TO CLASS A AND B IN 1929

	CLASS A	CLASS B	SIX-MAN
1929	Charlotte	Concord	
1930	Charlotte	Reidsville	
1931	Durham	Reidsville	
1932	Charlotte	Reidsville	
1933	Durham	Elizabeth City	
1934	Durham, Greensboro*	Edenton	
1935	Raleigh	Mount Airy	
1936	Charlotte	Mills Home	
1937	Charlotte	Reidsville	
1938	Durham, Greensboro*	Mount Airy	
1939	Durham	Reidsville	
1940	Greensboro	Reidsville	Selma

PLAY WENT TO CLASS AA, A AND B IN 1941

	CLASS AA	CLASS A	CLASS B	SIX-MAN
1941	Raleigh, High Point*	Laurinburg		Bessemer
1942	Greensboro	Mount Airy		
1943	Charlotte	Reidsville, Laurinburg*		Curry
1944	Wilson	Laurinburg		
1945	Raleigh	Reidsville		Junior Home, Lexington
1946	Wilson	Mount Airy		
1947	Fayetteville	Henderson		Junior Home, Lexington
1948	Fayetteville	Mount Airy		Clemmons
1949	Durham	Henderson	Fairmont	Southern Pines

CLASSIFICATIONS WERE CHANGED TO CLASS AAA, AA, AND A IN 1950

	CLASS AAA	CLASS AA	CLASS A	SIX-MAN
1950	Durham	Reidsville	Williamston	Drexel
1951	Wilmington	Lumberton	Ahoskie	Candor
1952	R.J. Reynolds	Harding	Ahoskie	Clayton
1953	Durham, R.J. Reynolds*	Harding	Massey Hill	Old Town
1954	Greensboro	Reidsville	Edenton	Southern Pines
1955	Salisbury	Kinston	Cary	Southern Pines

CLASS AA-C WAS ADDED IN 1956

	CLASS AAA	CLASS AA	CLASS A	SIX-MAN	AA-C
1956	Fayetteville, Greensboro*	Canton	Edenton	Aberdeen	Granite Falls
1957	Salisbury	Elizabeth City	Edenton	Clarkton	Morehead City
1958	R.J.Reynolds, Wilson*	Morehead	Andrews	Bath	Williamston

* tie, co-champions



FOOTBALL STATE CHAMPIONSHIP LIST



	CLASS AAAA	CLASS AAA	CLASS AA	CLASS A	8-MAN
1959	Garinger	Rockingham	Smithfield	Beaufort	Bath
1960	Greensboro	Brevard	Edenton	James Kenan	Bath
1961	Raleigh	Greenville (1) Canton (2)	Ahoskie (1) Hanes (2) Appalachian (3) Glen Alpine (4)	Windsor (1) Rohanen (2) Allen Jay (3)	Clarkton
1962	Rocky Mount	Rockingham (1) Brevard (2)	Elizabethtown (1) Jamestown (2) Appalachian (3)	Windsor (1) James Kenan (2) Sumner,East Surry* Glen Alpine (4)	Southport
1963	Rocky Mount	Rockingham (1) Reidsville,Brevard *	Hertford (1) Elizabethtown(2) Mount Holly (3) Sylva-Webster (4)	Murfreesboro (1) Weldon (2) East Surry (3) Andrews (4)	Southport
1964	R.J. Reynolds	Rockingham(1) Waynesville(2)	Edenton (1) Elizabethtown(2) Mt.Pleasant (3) Appalachian(4)	Farmville(1) Aberdeen (2) Glen Alpine (3) Andrews(4)	Southport
1965	Durham (1) Myers Park (2)	Tarboro (1) Graham (2)	Edenton (1) Whiteville(2) Siler City,J-Matthews(3) Surry Central(4) Sylva-Webster(5)	Ayden (1) Littlefield(2) Glen Alpine(3) Robbinsville (4)	
1966	Broughton(1) S.Mecklenburg (2)	Sanford (1) Pisgah (2)	Ahoskie (1) Stedman (2) North Davidson (3) Sylva-Webster(4)	Ayden (1) Liberty (2) Andrews (3)	
1967	Fike	Sanford (East) Elkin(West)	Edenton,S.Wayne* Mt.Holly (West)	Ayden (East) Andrews (West)	
1968	Fike	Sanford (East) Mt.Airy (West)	Rohanen (East) Hendersonville(West)	Ayden	
1969	Fike	Northeastern (East) Reidsville (West)	Edenton (East) Hendersonville(West)	Robbinsville	
1970	Broughton	71st(East) Reidsville (West)	Ahoskie (East) Murphy (West)	Robbinsville	
1971	North Forsyth	Havelock (East) Pisgah (West)	Gates County (East) Maiden (West)	Robersonville	

From 1961 through 1971, play did not culminate in a state champion in all classifications.

Regional champions are indicated by the number of their respective regions in parentheses, or by Eastern and Western champions when that was as far as a team could advance. *indicates co-champions.



FOOTBALL STATE CHAMPIONSHIP LIST



	CLASS AAAA	CLASS AAA	CLASS AA	CLASS A
1972	T.Wingate Andrews	Sanford,Tuscola*	Sylva-Webster	North Duplin
1973	Sanford Central	Ragsdale, E.Bladen*	Sylva-Webster	Robbinsville
1974	Gastonia Ashbrook	Ragsdale	Murphy	Robbinsville
1975	Rose	Pisgah	Roanoke	Maxton
1976	T.Wingate Andrews	Pisgah	Franklin	Robbinsville
1977	East Mecklenburg	Western Guilford	Charlotte Catholic	Robbinsville
1978	Richmond County	Watauga	Maiden	Midway
1979	High Point Central	South Point	Swain County	Robbinsville
1980	Greensboro Page	Walter Williams	Sylva-Webster	Robbinsville
1981	South Mecklenburg	Walter Williams	Randleman	Robbinsville
1982	Jacksonville	Brevard	Randleman	Robbinsville
1983	Greensboro Page	Eastern Randolph	Randleman	Robbinsville
1984	Page, 71st*	Tarboro	Forest Hills	Jamesville
1985	Greensboro Page	Walter Williams	Lexington	Swain County
1986	Seventy-First	Shelby	Lexington	Murphy
1987	Garner	Shelby	Whiteville	Murphy
1988	Richmond Senior	Hugh M. Cummings	Thomasville	Swain County
1989	Richmond Senior	A.L. Brown	Clayton	Swain County
1990	Richmond Senior	Hugh M. Cummings	Clinton	Swain County
1991	South View	T.Wingate Andrews	Thomasville	Murphy
1992	East Forsyth	Hugh M. Cummings	West Brunswick	Robbinsville
1993	Northern Durham	West Brunswick	Lincolnton	Hobbsville
1994	Crest	Burns	Wallace-Rose Hill	North Edgecombe
1995	West Charlotte	Bertie	Thomasville	Williamston
1996	Crest	Hickory	Clinton	Murphy
1997	Richmond Senior	A.L.Brown	Clinton	North Edgecombe
1998	Richmond Senior	Carver	Shelby	Starmount
1999	A.C.Reynolds	Walter Williams	High Point Central	Williamston
2000	Independence	Bertie	Southwest Onslow	Graham
2001	Independence	Parkland	Clinton	1-A: Swain Co
				1-AA: Albemarle
2002	4-A: A.C. Reynolds	3-A: Carver	2-A: Cummings	1-A: Elkin
	4-AA:Independence	3-AA: Ashbrook	2-AA: Reidsville	1-AA: Albemarle
2003	4-A: Rose	3-A: South Point	2-A: Southwest Onslow	1-A: Elkin
	4-AA:Independence	3-AA: Crest	2-AA: Reidsville	1-AA: Albemarle
2004	4-A: Rose	3-A: Concord	2-A: Southwest Onslow	1-A: Swain
	4-AA: Independence	3-AA: Crest	2-AA: Charlotte Catholic	1-AA: Thomasville
2005	4-A: Rose	3-A: Asheville	2-A: Clinton	1-A: Elkin
	4-AA: Independence	3-AA: Charlotte Catholic	2-AA: Shelby	1-AA: Thomasville
2006	4-A: Rose	3-A: Concord	2-A: Cummings	1-A: Elkin
	4-AA: Independence	3-AA: Eastern Randolph	2-AA: Shelby	1-AA: Thomasville
2007	4-A: Hoggard	3-A: Western Alamance	2-A: Lincolnton	1-A: Plymouth
	4-AA: New Bern	3-AA: Dudley	2-AA: Reidsville	1-AA: James Kenan
2008	4-A: Seventy-First	3-A: West Rowan	2-A: Newton-Conover	1-A: Mount Airy
	4-AA: Richmond	3-AA: Dudley	2-AA: Reidsville	1-AA: Thomasville
2009:	4-A: A.C. Reynolds	3-A: West Rowan	2-A: Tarboro	1-A: Wallace-Rose Hill
	4-AA: David Butler	3-AA: South Point	2-AA: Reidsville	1-AA: Albemarle
2010:	4-A: Hillside	3-A: West Rowan	2-A: Tarboro	1-A: Wallace-Rose Hill
	4-AA: David Butler	3-AA: Northern Guilford	2-AA: Salisbury	1-AA: Albemarle
2011:	4-A: Scotland	3-A: Havelock	2-A: Tarboro	1-A: Murphy
	4-AA: Page	3-AA: Northern Guilford	2-AA: West Stokes	1-AA: Swain County
2012:	4-A: New Bern	3-A: Havelock	2-A: East Lincoln	1-A: Plymouth
	4-AA: David Butler	3-AA: Northern Guilford	2-AA: South Iredell	1-AA: Southwest Onslow
2013:	4-A: Dudley	3-A: Havelock	2-A: T.W. Andrews	1-A: Murphy
	4-AA: Mallard Creek	3-AA: Southern Durham	2-AA: Shelby	1-AA: James Kenan
2014:	4-A: New Bern	3-A: Crest	2-A: Shelby	1-A: Robbinsville
	4-AA: Mallard Creek	3-AA: Northern Guilford	2-AA: East Lincoln	1-AA: Wallace-Rose Hill
2015:	4-A: Charlotte Catholic	3-A: Rocky Mount	2-A: Shelby	1-A: Plymouth
	4-AA: Mallard Creek	3-AA: Crest	2-AA: Monroe	1-AA: Wallace-Rose Hill
2016;	4-A: Greensboro Dudley	3-A: South Point	2-A: Reidsville	1-A: Murphy
	4-AA: Wake Forest	3-AA: Weddington	2-AA: Shelby	1-AA: Wallace-Rose Hill
2017:	4-A: Harding University	3-A: Charlotte Catholic	2-A: Wallace-Rose Hill	1-A: Cherokee
	4-AA: Wake Forest	3-AA: New Hanover	2-AA: Hibernia	1-AA: Tarboro
2018:	4-A: East Forsyth	3-A: Charlotte Catholic	2-A: Reidsville	1-A: Murphy
	4-AA: Wake Forest	3-AA: Weddington	2-AA: Shelby	1-AA: Tarboro
2019:	4-A: East Forsyth	3-A: Charlotte Catholic	2-A: Reidsville	1-A: Robbinsville
	4-AA: Zebulon B. Vance (Charlotte)	3-AA: Weddington	2-AA: Shelby	1-AA: East Surry
2020-21:	4-A: Grimsley	3-A : Charlotte Catholic	2-A: Reidsville	1-A: Murphy
	4-AA: Zebulon B. Vance (Charlotte)	3-AA: Mount Tabor	2-AA: Salisbury	1-AA: Tarboro



FOOTBALL STATE CHAMPIONSHIP APPEARANCES

(SINCE 1972)

TEAM	APP	W	L	T	%	LAST	TEAM	APP	W	L	T	%	LAST
Ahoskie	3	0	3	0	.000	1986	Newton-Conover	3	1	2	0	.333	2009
Albemarle	5	5	0	0	1.000	2010	Northampton County	1	0	1	0	.000	2019
Andrews, T.W.	5	4	1	0	.800	2013	Northampton-West	1	0	1	0	.000	2005
Ashbrook	2	2	0	0	1.000	2002	North Davidson	1	0	1	0	.000	2018
Asheville	2	1	1	0	.500	2005	North Duplin	4	1	3	0	.250	2017
Ayden-Grifton	1	0	1	0	.000	2011	North Gaston	1	0	1	0	.000	2007
Bandys	3	0	3	0	.000	2003	North Edgecombe	6	2	4	0	.333	2003
Bath	1	0	1	0	.000	1982	Northeast Guilford	2	0	2	0	.000	2003
Bertie	3	2	1	0	.667	2000	North Rowan	1	0	1	0	.000	1992
Brevard	1	1	0	0	1.000	1982	Northeastern	3	0	3	0	.000	2019
Britt, Jack	4	0	4	0	.000	2012	Northern Durham	2	1	1	0	.500	1993
Brown, A. L.	5	2	3	0	.400	2008	Northern Guilford	4	4	0	0	1.000	2014
Burns	1	1	0	0	1.000	1994	Northern Nash	1	0	1	0	.000	2002
Bunn	1	0	1	0	.000	2015	Northside-Pinetown	2	0	2	0	.000	2020-21
Butler, David	3	3	0	0	1.000	2012	Northside-Jacksonville	1	0	1	0	.000	2016
Byrd, Douglas	6	0	6	0	.000	2008	Page	8	4	3	1	.563	2016
Cape Fear	1	0	1	0	.000	2016	Pamlico County	1	0	1	0	.000	2018
Cardinal Gibbons	2	0	2	0	.000	2020-21	Parkland	1	1	0	0	1.000	2001
Carrboro	1	0	1	0	.000	2012	Pender	1	0	1	0	.000	2010
Carver	3	2	1	0	1.000	2010	Pisgah	2	2	0	0	1.000	1976
Charlotte Catholic	12	8	4	0	.667	2020-21	Plymouth	6	3	3	0	.500	2016
Cherokee	2	1	1	0	.500	2019	Porter Ridge	2	0	2	0	.000	2012
Clayton	3	1	2	0	.333	1989	Princeton	2	0	2	0	.000	1979
Cleveland	1	0	1	0	.000	2020-21	Ragsdale	4	1	2	1	.375	2000
Clinton	10	5	5	0	.500	2014	Randleman	3	3	0	0	1.000	1983
Columbia	1	0	1	0	.000	1987	Reidsville	11	9	2	0	.818	2020-21
Concord	4	2	2	0	.500	2013	Reynolds, A. C.	4	3	1	0	.750	2009
Crest	10	6	4	0	.600	2015	Richmond Senior	8	7	1	0	.875	2008
Creswell	1	0	1	0	.000	1983	Riverside	1	0	1	0	.000	2006
Cummings	9	5	4	0	.556	2006	Roanoke	2	1	1	0	.500	1990
Currituck	2	0	2	0	.000	1989	Robbinsville	16	14	2	0	.875	2019
Davie County	1	0	1	0	.000	2010	Robersonville	1	0	1	0	.000	1974
Dudley	6	4	2	0	.667	2016	Rocky Mount	3	1	2	0	.333	2016
East Bladen	2	0	1	1	.250	2008	Rocky Ridge	1	0	1	0	.000	1977
East Carteret	1	0	1	0	.000	1983	Rolesville	1	0	1	0	.000	2020-21
East Forsyth	3	3	0	0	1.000	2019	Rose	7	5	2	0	.714	2015
East Lincoln	3	2	1	0	.667	2014	Rosewood	3	0	3	0	.000	1991
East Mecklenburg	2	1	1	0	.500	1977	Rosman	2	0	2	0	.000	1997
East Surry	3	1	2	0	.333	2020-21	Ross, Reid	1	0	1	0	.000	1972
Eastern Alamance	2	0	2	0	.000	2010	Salisbury	3	2	1	0	.666	2020-21
Eastern Guilford	1	0	1	0	.000	2016	Sanford	3	1	1	1	.500	1974
Eastern Randolph	4	2	2	0	.500	2006	Sanford, Terry	2	0	2	0	.000	1985
Elkin	4	4	0	0	1.000	2006	Saratoga	1	0	1	0	.000	1972
Erwin	1	0	1	0	.000	1976	Scotland	4	1	3	0	.250	2018
Erwin, Clyde	1	0	1	0	.000	1981	Seventy-First	3	2	0	1	.833	2008
Farmville Central	1	0	1	0	.000	2003	Shelby	15	11	4	0	.733	2019
Fike, Ralph	1	0	1	0	.000	2002	Smith, Ben	1	0	1	0	.000	1973
Forest Hills	2	1	1	0	.500	1985	South Caldwell	1	0	1	0	.000	1977
Franklin	1	1	0	0	1.000	1976	South Columbus	1	0	1	0	.000	2007
Fuquay-Varina	1	0	1	0	.000	1985	South Iredell	1	1	0	0	1.000	2012
Garner	3	1	2	0	.333	2011	South Johnston	1	0	1	0	.000	2009
Graham	2	1	1	0	.500	2000	South Mecklenburg	1	1	0	0	1.000	1981
Grimsley	2	1	1	0	.500	2020-21	South Point	4	3	1	0	.750	2015
Harding	2	1	1	0	.500	2017	South View	3	1	2	0	.333	2004
Harnett Central	1	0	1	0	.000	2009	Southeast Guilford	1	0	1	0	.000	2018
Havelock	8	3	5	0	.375	2020-21	Southern Durham	2	1	1	0	.500	2015
Hertford County	1	0	1	0	.000	1988	Southern Nash	1	0	1	0	.000	2019
Hibriten	1	1	0	0	1.000	2017	Southern Vance	1	1	0	0	1.000	2007
Hickory	1	1	0	0	1.000	1996	Southside	2	0	2	0	.000	2004
High Point Central	3	2	1	0	.667	1999	Southwest Onslow	7	4	3	0	.571	2012
Hillside	1	1	0	0	1.000	2010	Starmount	2	1	1	0	.500	2014
Hobbs	1	1	0	0	1.000	1993	Statesville	1	0	1	0	.000	1990
Hoggard, John T.	1	1	0	0	1.000	2007	St. Pauls	1	0	1	0	.000	2020-21
Holmes, John A.	1	0	1	0	.000	2016	Swain County	11	8	3	0	.727	2012
Hunt, James	1	0	1	0	.000	2004	Sylva-Webster	3	3	0	0	1.000	1980
Independence	8	7	1	0	.875	2007	Tabor City	3	0	3	0	.000	1986
Jacksonville	4	1	3	0	.250	2018	Tarboro	11	7	4	0	.636	2020-21
Jamesville	1	1	0	0	1.000	1984	Thomasville	10	7	3	0	.700	2008
Jones	1	0	1	0	.000	2011	Tuscola	1	0	0	1	.500	1972
Kenan, James	3	2	1	0	.667	2013	Vance, Zebulon B. (Char.)	3	2	1	0	.667	2020-21
Kings Mountain	1	0	1	0	.000	1998	Wake Forest (-Rolesville)	6	3	3	0	.500	2018
Kinston	2	0	2	0	.000	2015	Wallace-Rose Hill	10	7	3	0	.700	2019
Lakewood	1	0	1	0	.000	1992	Washington	1	0	1	0	.000	2014
Laney, E.A.	1	0	1	0	.000	2001	Watauga	1	1	0	0	1.000	1978
Lee County	1	0	1	0	.000	2019	Weddington	4	3	1	0	.750	2019
Leesville Road	1	0	1	0	.000	2019	West Brunswick	3	2	1	0	.667	1993
Lexington	3	2	1	0	.667	1986	West Charlotte	7	1	6	0	.143	2006
Lincolnton	5	2	3	0	.400	2011	West Craven	1	0	1	0	.000	2008
Maiden	2	1	1	0	.500	1992	West Forsyth	1	0	1	0	.000	1990
Mallard Creek	4	3	1	0	.750	2017	West Montgomery	3	0	3	0	.000	2016
Manteo	2	0	2	0	.000	2006	West Rowan	4	3	1	0	.750	2011
Maxton	1	1	0	0	1.000	1975	West Stokes	1	1	0	0	1.000	2011
Midway	2	1	1	0	.500	1988	Western Alamance	4	1	3	0	.250	2007
Mitchell	1	0	1	0	.000	2015	Western Guilford	1	1	0	0	1.000	1977
Monroe	3	1	2	0	.333	2015	Whiteville	4	1	3	0	.250	1987
Mount Airy	3	1	2	0	.333	2017	Wilkinson, John	1	0	1	0	.000	1981
Mount Tabor	3	1	2	0	.333	2020-21	Williams, Walter	7	4	3	0	.571	2005
Mountain Heritage	2	0	2	0	.000	2020-21	Williamston	6	2	4	0	.333	2008
Murphy	13	10	3	0	.769	2020-21							
New Bern	6	3	3	0	.500	2014							
New Hanover	1	1	0	0	1.000	2017							



FOOTBALL STATE CHAMPIONSHIP RESULTS



OPEN

1913	Raleigh 29	Washington 0
1914	Raleigh 117	Asheville 0
1915	Raleigh 6	Charlotte 0
1916	Charlotte 36	Chapel Hill 0
1917	Charlotte 41	Chapel Hill 0
1918	<i>no championship—flu epidemic</i>	
1919	Chapel Hill 78	Greensboro 0
1920	Chapel Hill 14	Monroe 0
1921	Fayetteville 7	Winston-Salem 0
1922	Asheville 12	New Bern 6 (teams agreed to play OT)
1923	Charlotte 20	Sanford 7
1924	Rockingham 7	Shelby 0
1925	Gastonia 8	Sanford 0
1926	Sanford 13	Charlotte 0
1927	Wilmington New Hanover 7	Greensboro 6
1928	Wilmington New Hanover 14	Statesville 9

PLAY WENT TO CLASS A AND B IN 1929

CLASS A

1929	Charlotte Central 27	Goldsboro 0
1930	Charlotte 14	Raleigh 6
1931	Durham 13	Charlotte 6
1932	Charlotte 13	Durham 0
1933	Durham 7	Charlotte 0
1934	Durham 12	Greensboro 12 (TIE)
1935	Raleigh 31	Winston-Salem 6
1936	Charlotte 12	Raleigh 7
1937	Charlotte 20	Rocky Mount 7
1938	Durham 6	Greensboro 6 (TIE)
1939	Durham 6	Greensboro 0
1940	Greensboro 7	Rocky Mount 0

CLASS B

1929	Concord 13	Oxford 7 (<i>Kenan Stadium</i>)
1930	Reidsville 20	Apex 7
1931	Reidsville 6	Apex 0
1932	Reidsville 32	Elizabeth City 12
1933	Elizabeth City 19	Burlington 0
1934	Edenton 6	Reidsville 0
1935	Mount Airy 7	Edenton 0
1936	Thomasville Mills Home 13	Roanoke Rapids 0
1937	Reidsville 19	Hamlet 6
1938	Mount Airy 26	Whiteville 18
1939	Reidsville 18	Hamlet 0
1940	Reidsville 14	Elizabeth City 12

PLAY CHANGED TO CLASS AA, A AND B IN 1941

CLASS AA

1941	Raleigh 0, High Point 0 (TIE)
1942	Greensboro 12, Gastonia 6
1943	Charlotte 7, Raleigh 0
1944	Wilson 26, Greensboro 0
1945	Raleigh 28, High Point 6
1946	Wilson def. Greensboro, forfeit
1947	Fayetteville 39, Charlotte 0
1948	Fayetteville 14, Burlington 13
1949	Durham 21, Burlington 13

CLASS A

1941	Laurinburg 20, Mount Airy 6
1942	Mount Airy 41, Scotland Neck 0
1943	Reidsville 6, Laurinburg 6 (TIE)
1944	Laurinburg 8, Reidsville 7
1945	Reidsville 27, Laurinburg 0
1946	Mount Airy 38, Wadesboro 0
1947	Henderson 25, Mount Airy 14
1948	Mount Airy 26, Laurinburg 0
1949	Henderson 20, Reidsville 14

CLASS B

1946	Boonville 27, Raeford 7
1947	Fairmont (by forfeit)

CLASSIFICATION NAMES CHANGED TO CLASS 3A, 2A AND 1A IN 1950

3A

1950	Durham 12, W.-S. R.J. Reynolds 7
1951	Wilmington 14, High Point 13
1952	W.-S. R.J. Reynolds 13, Durham 6
1953	Durham 14, W.-S. R.J. Reynolds 14 (TIE)
1954	Greensboro 20, Durham 13
1955	Salisbury 13, Durham 6
1956	Fayetteville 6, Greensboro 6 (TIE)
1957	Salisbury 21, Fayetteville 0
1958	Wilson 6, W-S R.J. Reynolds 6 (TIE)

2A

1950	Reidsville 26, Henderson 0
1951	Lumberton 18, Reidsville 13
1952	Charlotte Harding 32, Henderson 13
1953	Charlotte Harding 20, Hamlet 0
1954	Reidsville 20, Graham 6
1955	Kinston 12, Hendersonville 7
1956	Canton 33, Washington 6
1957	Elizabeth City 18, Myers Park 15
1958	Eden Morehead 12, Rockingham 0

1A

1950	Williamston 19, Bessemer City 13
1951	Ahoskie 52, Walnut Cove 0
1952	Ahoskie 48, Bessemer City 6
1953	Massey Hill 20, Greensboro Bessemer 0
1954	Edenton 41, Greensboro Bessemer 20
1955	Cary 21, Spruce Pine 0
1956	Edenton 45, Mebane 6
1957	Edenton 14, Mebane 7
1958	Andrews 33, Southern Pines 9



4A FOOTBALL STATE CHAMPIONSHIP RESULTS



1959 Charlotte Garinger 20
 1960 Greensboro 19
 1961 Raleigh 19
 1962 Rocky Mount 20
 1963 Rocky Mount 14
 1964 Winston-Salem R.J. Reynolds 14

Greensboro 6
 Winston-Salem R.J. Reynolds 7
 Charlotte Garinger 0
 Winston-Salem R.J. Reynolds 6
 Winston-Salem R.J. Reynolds 13
 Durham 6

REGION 1

1965	Durham 19	Fayetteville 14
1966	Broughton 21	Durham 0
1967	Wilson Fike 28	
1968	Wilson Fike 21	
1969	Wilson Fike 17	
1970	Raleigh Broughton 14	
1971	North Forsyth 10	
1972	High Point Andrews 24	
1973	Sanford Central 14	
1974	Gastonia Ashbrook 13	
1975	Greenville Rose 14	
1976	High Point Andrews 6	
1977	East Mecklenburg 28	
1978	Richmond Senior 14	
1979	High Point Central 21	
1980	Greensboro Page 36	
1981	South Mecklenburg 27	
1982	Jacksonville 15	
1983	Greensboro Page 21	
1984	Greensboro Page 14	
1985	Greensboro Page 26	
1986	Fayetteville 71st 3	
1987	Garner 40	
1988	Richmond Senior 17	
1989	Richmond Senior 39	
1990	Richmond Senior 9	
1991	South View 10	
1992	East Forsyth 28	
1993	Northern Durham 39	
1994	Crest 28	
1995	West Charlotte 20	
1996	Crest 20	
1997	Richmond Senior 27	
1998	Richmond Senior 36	
1999	Asheville A.C. Reynolds 7	
2000	Charlotte Independence 24	
2001	Charlotte Independence 49	

REGION 2

1965	Myers Park 27	Garinger 6
1966	South Mecklenburg 20	Garinger 19
	South Mecklenburg 14	
	Gastonia Ashley 7	
	Winston-Salem Atkins 10	
	Charlotte Olympic 0	
	High Point Central 7	
	Fayetteville Reid Ross 17	
	Greensboro Ben Smith 6	
	Sanford Central 12	
	East Mecklenburg 13	
	Richmond Senior 0	
	Rocky Mount 9	
	West Charlotte 0	
	Greenville Rose 9	
	Jacksonville 14	
	Fayetteville Terry Sanford 14	
	Greensboro Page 6	
	Fayetteville Douglas Byrd 14	
	Fayetteville 71st 14 (TIE)	
	Fayetteville Terry Sanford 20	
	West Charlotte 0	
	Charlotte Harding 21	
	West Charlotte 0	
	Asheville A.C. Reynolds 13	
	West Forsyth 7	
	West Charlotte 7	
	Northern Durham 21	
	West Charlotte 6	
	Jacksonville 7	
	Fayetteville Douglas Byrd 13	
	Fayetteville Douglas Byrd 7	
	Fayetteville Douglas Byrd 7	
	Garner 6	
	Fayetteville Douglas Byrd 0	
	Hope Mills South View 19	
	Wilmington Laney 25	

CLASSES SUBDIVIDED IN 2002

4A

2002	Asheville A.C. Reynolds 14	Northern Nash 7
2003	Greenville J.H. Rose 51	W-S Mount Tabor 7
2004	Greenville J.H. Rose 19	Fayetteville Jack Britt 17
2005	Greenville J.H. Rose 21	Greensboro Grimsley 0
2006	Greenville J.H. Rose 26	West Charlotte 12
2007	Wilmington Hoggard 28	W-S Mount Tabor 0
2008	Fayetteville Seventy-First 28	Fayetteville Douglas Byrd 7
2009	Asheville A.C. Reynolds 14	Harnett Central 13
2010	Durham Hillside 40	Davie County 0
2011	Scotland 42	Porter Ridge 16
2012	New Bern 39	Porter Ridge 38
2013	Greensboro Dudley 24	Scotland 7
2014	New Bern 23	Charlotte Catholic 15
2015	Charlotte Catholic 27	Greenville J.H. Rose 20
2016	Greensboro Dudley 54	Cape Fear 0
2017	Harding University 30	Scotland County 22
2018	East Forsyth 35	Scotland 28
2019	East Forsyth 24	Cardinal Gibbons 21
20-21	Grimsley 28	Cardinal Gibbons 8

4AA

2002	Charlotte Independence 41	New Bern 20
2003	Charlotte Independence 54	New Bern 7
2004	Charlotte Independence 41	South View 7
2005	Charlotte Independence 38	New Bern 19
2006	Charlotte Independence 49	Durham Riverside 19
2007	New Bern 28	Charlotte Independence 17
2008	Richmond 38	Fayetteville Jack Britt 35
2009	Butler 48	Fayetteville Jack Britt 17
2010	Butler 44	Wake Forest-Rolesville 0
2011	Greensboro Page 35	Garner 21
2012	Butler 56	Fayetteville Jack Britt 28
2013	Mallard Creek 59	Wake Forest 21
2014	Mallard Creek 25	Wake Forest 14
2015	Mallard Creek 49	Greensboro Page 6
2016	Wake Forest 29	Greensboro Page 0
2017	Wake Forest 21	Mallard Creek 0
2018	Wake Forest 9	Charlotte Z.B. Vance 7
2019	Charlotte Z.B. Vance 24	Leesville Road 3
20-21	Charlotte Z.B. Vance 35	Rolesville 14



3A FOOTBALL STATE CHAMPIONSHIP RESULTS



1959 Rockingham 20
1960 Brevard 26

Morehead 6
Rockingham 0

REGION 1

1961 Greenville 15 Sanford 13
1962 Rockingham 13 Lumberton 6
1963 Rockingham 13 Hamlet 0
1964 Rockingham 19 Elizabeth City 0
1965 Tarboro 13 Greenville 7
1966 Sanford 27 Roxboro 10

EAST

1967 Sanford 21 Northern Durham 9
1968 Sanford 33 Roxboro 0
1969 Eliz. City Northeastern 21 Lumberton 0
1970 Fayetteville Seventy-First 14 Northern Durham 12
1971 Havelock 20 Eliz. City Northeastern 6
1972 Sanford 14
1973 Jamestown Ragsdale 16
1974 Jamestown Ragsdale 24
1975 Canton Pisgah 35
1976 Canton Pisgah 28
1977 Western Guilford 26
1978 Watauga 33
1979 Belmont South Point 34
1980 Burlington Williams 29
1981 Burlington Williams 32
1982 Brevard 15
1983 Eastern Randolph 21
1984 Tarboro 20
1985 Burlington Williams 7
1986 Shelby 9
1987 Shelby 19
1988 Burlington Cummings 41
1989 Kannapolis A.L. Brown 24
1990 Burlington Cummings 32
1991 High Point Andrews 24
1992 Burlington Cummings 25
1993 West Brunswick 19
1994 Burns 21
1995 Bertie 38
1996 Hickory 42
1997 Kannapolis A.L. Brown 34
1998 Winston-Salem Carver 33
1999 Burlington Williams 20
2000 Bertie 32
2001 Winston-Salem Parkland 27

3A

2002 Winston-Salem Carver 34 Wilson Fike 0
2003 Belmont South Point 27 Northeast Guilford 10
2004 Concord 27 Wilson Hunt 0
2005 Asheville 13 Western Alamance 10
2006 Concord 35 Western Alamance 28 (OT)
2007 Western Alamance 62 North Gaston 36
2008 West Rowan 35 West Craven 7
2009 West Rowan 28 Eastern Alamance 21
2010 West Rowan 34 Eastern Alamance 7
2011 Havelock 38 West Rowan 6
2012 Havelock 55 Concord 21
2013 Havelock 21 Concord 13
2014 Crest 24 Havelock 3
2015 Rocky Mount 24 South Point 21 (OT)
2016 South Point 16 Rocky Mount 7
2017 Charlotte Catholic 28 Havelock 14
2018 Charlotte Catholic 17 Jacksonville 14
2019 Charlotte Catholic 23 Southern Nash 7
20-21 Charlotte Catholic 14 Havelock 7

REGION 2

1961 Canton 20 Brevard 0
1962 Brevard 19 Greensboro Bessemer 13
1963 Reidsville 0 Brevard 0 **(TIE)**
1964 Waynesville 20 Chapel Hill 13
1965 Graham 27 Western Alamance 12
1966 Canton Pisgah 16 Graham 0

WEST

1967 Elkin 21 North Surry 0
1968 Mount Airy 19 Mount Tabor 0
1969 Reidsville 35 Mount Airy 12
1970 Reidsville 10 Canton Pisgah 7
1971 Canton Pisgah 48 Eastern Alamance 0
Waynesville Tuscola 14 **(TIE)**
East Bladen 16 (TIE)
Ahoskie 0
Havelock 24
Clinton 12
South Caldwell 20
Burlington Williams 28
Ahoskie 13
Lexington 14
Asheville Erwin 15
Bertie 7
Thomasville 6
Kannapolis A.L. Brown 0
Forest Hills 3
Havelock 6
Burlington Williams 0
Shelby 14
Burlington Cummings 0
Statesville 26
Kannapolis A.L. Brown 14
North Rowan 14
High Point Andrews 14
Eastern Randolph 14
High Point Central 34
Jamestown Ragsdale 0
Northeast Guilford 12
Kings Mountain 28
Asheville 7
Jamestown Ragsdale 15
Crest 21

CLASSES SUBDIVIDED IN 2002

3AA

2002 Gastonia Ashbrook 19 Greensboro Dudley 18
2003 Crest 40 Eastern Randolph 0
2004 Crest 26 Greensboro Dudley 14
2005 Charlotte Catholic 21 Burlington Williams 13
2006 Eastern Randolph 15 Charlotte Catholic 7
2007 Greensboro Dudley 28 Charlotte Catholic 20
2008 Greensboro Dudley 34 Kannapolis A.L. Brown 18
2009 Belmont South Point 42 South Johnston 28
2010 Northern Guilford 21 Crest 20
2011 Northern Guilford 31 Crest 7
2012 Northern Guilford 64 Charlotte Catholic 26
2013 Southern Durham 38 Crest 31
2014 Northern Guilford 14 Weddington 7
2015 Crest 55 Southern Durham 21
2016 Weddington 33 Eastern Guilford 20
2017 New Hanover 27 A.C. Reynolds 17
2018 Weddington 27 Southeast Guilford 14
2019 Weddington 34 Lee County 14
20-21 Mount Tabor 24 Cleveland 16



2A FOOTBALL STATE CHAMPIONSHIP RESULTS



1959 1960	Smithfield 20 Edenton 19	Appalachian 0 Hanes 7	
REGION 1	REGION 2	REGION 3	REGION 4
1961 Ahoskie 33, Morehead City 7	Hanes 25, Sumner 13	Appalachian 20, Murphy 13	
1962 Elizabethtown 19, Cary 7	Jamestown 10, Erwin 6	Appalachian 39, Murphy 7	
1963 Mount Holly 14, N. Davidson 7	Elizabethtown 16, Siler City 13	Mount Holly 14, N. Davidson 7	Sylva-Webster 7, Appalachian 0
1964 Edenton 19, Cary 0	Elizabethtown 20, Massey 6	Mt. Pleasant 13, N. Davidson 7	Appalachian 25, Swain Co. 12
1965 Edenton 20, Ahoskie 6	Whiteville 19, Burgaw 13	Siler City 23, South Stanly 6	Surry Central 13, N. Davidson 7
1966 Ahoskie 55, Clayton 7	Stedman 21, Southern Wayne 20	N. Davidson 21, East Surry 7	Sylva-Webster 48, Elkin 27

1967	Edenton 26	Southern Wayne 26 (TIE)	1967	Mount Holly 26	Glen Alpine 20
1968	Rohanen 21	Farmville 20	1968	Hendersonville 21	Beaver Creek 14
1969	Edenton 48	South Stanly 26	1969	Hendersonville 30	Holbrook 13
1970	Ahoskie 28	Greensboro Allen Jay 12	1970	Murphy 20	Catawba Bandys 8
1971	Gates County 34	Southern Guilford 8	1971	Maiden 6	Mount Pleasant 2

1972	Sylva-Webster 41
1973	Sylva-Webster 43
1974	Murphy 32
1975	Roanoke 12
1976	Franklin 35
1977	Charlotte Catholic 42
1978	Maiden 36
1979	Swain County 28
1980	Sylva-Webster 49
1981	Randleman 44
1982	Randleman 23
1983	Randleman 35
1984	Forest Hills 14
1985	Lexington 42
1986	Lexington 35
1987	Whiteville 14
1988	Thomasville 13
1989	Clayton 16
1990	Clinton 14
1991	Thomasville 21
1992	West Brunswick 14
1993	Lincolnton 41
1994	Wallace-Rose Hill 35
1995	Thomasville 16
1996	Clinton 26
1997	Clinton 30
1998	Shelby 34
1999	High Point Central 30
2000	Southwest Onslow 14
2001	Clinton 34

Williamston 21
Tabor City 18
Robersonville 22
West Montgomery 9
Erwin 28
Clayton 20
Tabor City 14
Clayton 21
Currituck 7
Whiteville 30
Whiteville 6
East Carteret 0
Whiteville 6
Fuquay-Varina 12
Ahoskie 7
Thomasville 12
Hertford County 10
Monroe 0
Thomasville 6
West Brunswick 6
Maiden 6
Burlington Cummings 20
Lincolnton 24
Clinton 0
Bandys 14
Shelby 14
Tarboro 14
Southwest Onslow 7
Newton-Conover 13
Burlington Cummings 22

CLASSES SUBDIVIDED IN 2002

2A			2AA		
2002	Burlington Cummings 24	Clinton 21	2002	Reidsville 34	Bandys 14
2003	Southwest Onslow 20	Burlington Cummings 14	2003	Reidsville 68	Bandys 12
2004	Southwest Onslow 49	Shelby 21	2004	Charlotte Catholic 14	Western Alamance 7
2005	Clinton 13	Lincolnton 6	2005	Shelby 26	Reidsville 18
2006	Burlington Cummings 49	Clinton 20	2006	Shelby 27	Southern Vance 24
2007	Lincolnton 28	South Columbus 14	2007	Reidsville 28	Shelby 20
2008	Newton-Conover 51	Tarboro 28	2008	Reidsville 24	East Lincoln 7
2009	Tarboro 28	Mountain Heritage 3	2009	Reidsville 28	Newton-Conover 6
2010	Tarboro 21	Winston-Salem Carver 13	2010	Salisbury 30	Elizabeth City Northeastern 0
2011	Tarboro 39	Lincolnton 36	2011	West Stokes 21	Kinston 14
2012	East Lincoln 24	Tarboro 20	2012	South Iredell 30	Carrboro 27
2013	Shelby 29	Southwest Onslow 7	2013	T.W. Andrews 18	Monroe 14
2014	Shelby 31	Clinton 7	2014	East Lincoln 14	Washington 13
2015	Shelby 57	Kinston 21	2015	Monroe 38	Bunn 19
2016	Reidsville 58	Edenton Holmes 12	2016	Shelby 28	Northside-Jacksonville 6
2017	Wallace-Rose Hill 35	Reidsville 28 (OT)	2017	Hibriten 16	East Duplin 14
2018	Reidsville 31	Northeastern 28	2018	Shelby 42	North Davidson 21
2019	Reidsville 14	Northeastern 0	2019	Shelby 34	Salisbury 0
20-21	Reidsville 35	Mountain Heritage 6	20-21	Salisbury 42	St. Pauls 14



1A FOOTBALL STATE CHAMPIONSHIP RESULTS



1959	Beaufort 20	Andrews 0	
1960	Warsaw James Kenan 13	NC School for the Deaf 12	
REGION 1		REGION 3	REGION 4
1961	Windsor 15, Warrenton 14	Greensboro Allen Jay 7, Mebane 0	Glen Alpine 26, Clyde 7
1962	Windsor 28, Ayden 27	Sumner 0, East Surry 0 (TIE)	Glen Alpine 21, Andrews 7
1963	Murfreesboro 20, Farmville 7	East Surry 12, Carthage 6	Andrews 35, Drexel 6
1964	Farmville 26, Weldon 0	Glen Alpine 27, E. Southern Pines 2	Andrews 30, Mars Hill 27
1965	Ayden 40, Weldon 21	Glen Alpine 34, Red Springs 12	Robbinsville 34, Spruce Pine 7
1966	Ayden 20, Weldon 0	Andrews 20, Glen Alpine 7	

EAST		WEST	
1967	Ayden 20	1967	Andrews 34
	1968		Red Springs 13
	1969		Manteo 8
	1970		Saratoga 6
	1971		Robbinsville 18
	1972		Saratoga 14
	1973		Rosewood 0
	1974		Manteo 0
	1975		North Duplin 8
	1976		Princeton 6
	1977		Rock Ridge 7
	1978		Cherokee 6
	1979		Princeton 8
	1980		Rosewood 0
	1981		Belhaven Wilkinson 0
	1982		Bath 6
	1983		Creswell 6
	1984		Rosman 0
	1985		North Edgecombe 0
	1986		Tabor City 3
	1987		Columbia 15
	1988		Midway 7
	1989		Currituck 14
	1990		Robersonville Roanoke 14
	1991		Rosewood 3
	1992		Lakewood 0
	1993		Swain County 12
	1994		Murphy 6
	1995		Swain County 7
	1996		North Edgecombe 0
	1997		Rosman 28
	1998		North Edgecombe 20
	1999		Graham 20
	2000		Northside 6

CLASSES SUBDIVIDED IN 2001

1A		1AA	
2001	Swain County 38	2001	Albemarle 66
2002	Elkin 30	2002	Albemarle 31
2003	Elkin 35	2003	Albemarle 41
2004	Swain County 16	2004	Thomasville 15
2005	Elkin 42	2005	Thomasville 21
2006	Elkin 28	2006	Thomasville 13
2007	Plymouth 20	2007	James Kenan 13
2008	Mount Airy 37	2008	Thomasville 42
2009	Wallace-Rose Hill 38	2009	Albemarle 45
2010	Wallace-Rose Hill 22	2010	Albemarle 21
2011	Murphy 21	2011	Swain County 20
2012	Plymouth 20	2012	Southwest Onslow 44
2013	Murphy 35	2013	James Kenan 42
2014	Robbinsville 21	2014	Wallace-Rose Hill 34
2015	Plymouth 28	2015	Wallace-Rose Hill 48
2016	Murphy 15	2016	Wallace-Rose Hill 30
2017	Cherokee 21	2017	Tarboro 32
2018	Murphy 60	2018	Tarboro 50
2019	Robbinsville 45	2019	East Surry 56
20-21	Murphy 14	20-21	Tarboro 25

Williamston 19	Wallace-Rose Hill 28
Chocowinity Southside 6	Williamston 26
North Edgecombe 6	Farmville Central 7
Chocowinity Southside 14	Wallace-Rose Hill 14
Northampton-West 12	Wallace-Rose Hill 20
Manteo 7	James Kenan 7
North Duplin 13	West Montgomery 6
Williamston 14	East Bladen 13
Mount Airy 37 (OT)	Southwest Onslow 21
Murphy 21	Pender 7
Jones Senior 6	Ayden-Gifton 14
Murphy 15	Swain County 34
Plymouth 34	West Montgomery 14
Plymouth 18	Starmount 21
Robbinsville 20	Mitchell 28
Plymouth 14	West Montgomery 7
North Duplin 13	Mount Airy 7
Pamlico 27	East Surry 10
Northampton County 14	Tarboro 28
Northside-Pinetown 7	East Surry 7



1A FOOTBALL STATE CHAMPIONSHIP COACH & CONF.



YEAR	STATE CHAMPION	RECORD	HEAD COACH	CONFERENCE
1972	North Duplin	11-2	Richard Kaleel	Tri-County
1973	Robbinsville	11-2	Bob Colvin	Smoky Mountain
1974	Robbinsville	10-2	Bob Colvin	Smoky Mountain
1975	Maxton	13-0	Roy Vaughn	Cape Fear
1976	Robbinsville	13-0	Bob Colvin	Smoky Mountain
1977	Robbinsville	13-0	Bob Colvin	Smoky Mountain
1978	Midway	12-1	Tommy Sloan	Carolina
1979	Robbinsville	10-3	Bob Colvin	Smoky Mountain
1980	Robbinsville	13-0	Bob Colvin	Smoky Mountain
1981	Robbinsville	11-2	Bob Colvin	Smoky Mountain
1982	Robbinsville	11-2	Bob Colvin	Smoky Mountain
1983	Robbinsville	11-2	Bob Colvin	Smoky Mountain
1984	Jamesville	13-0	Jerry Godley	Tobacco Belt
1985	Swain County	12-3	Boyce Deitz	Smoky Mountain
1986	Murphy	15-0	David Gentry	Smoky Mountain
1987	Murphy	15-0	David Gentry	Smoky Mountain
1988	Swain County	14-1	Boyce Deitz	Smoky Mountain
1989	Swain County	13-2	Boyce Deitz	Smoky Mountain
1990	Swain County	13-2	Boyce Deitz	Smoky Mountain
1991	Murphy	14-1	David Gentry	Smoky Mountain
1992	Robbinsville	13-2	Dale Smallen	Smoky Mountain
1993	Hobbs	14-1	Al Britt	Carolina
1994	North Edgecombe	13-2	Raymond Cobb	Tobacco Belt
1995	Williamston	13-2	Harold Robinson	Albemarle
1996	Murphy	14-0	David Gentry	Smoky Mountain
1997	North Edgecombe	15-0	Raymond Cobb	Tobacco Belt
1998	Starmount	15-1	Joe Hutchens	Northwest
1999	Williamston	15-0	Harold Robinson	Northeastern-Albemarle
2000	Graham	14-2	Pat Moser	Central Tar Heel
2001	1-A: Swain County	13-2	Rod White	Smoky Mountain
	1-AA: Albemarle	15-1	Jack Gaster	Yadkin Valley
2002	1-A: Elkin	14-2	Richard Grissom	Northwest
	1-AA: Albemarle	16-0	Jack Gaster	Yadkin Valley
2003	1-A: Elkin	16-0	Richard Grissom	Northwest
	1-AA: Albemarle	16-0	Jack Gaster	Yadkin Valley
2004	1-A: Swain County	14-0	Rod White	Smoky Mountain
	1-AA: Thomasville	13-3	Benji Brown	Yadkin Valley
2005	1-A: Elkin	15-1	Richard Grissom	Northwest
	1-AA: Thomasville	16-0	Benji Brown	Yadkin Valley
2006	1-A: Elkin	13-3	Richard Grissom	Northwest
	1-AA: Thomasville	16-0	Benji Brown	Yadkin Valley
2007	1-A: Plymouth	16-0	Robert Cody	Albemarle
	1-AA: James Kenan	16-0	Ken Avent, Jr.	Super Six
2008	1-A: Mount Airy	16-0	Kelly Holder	Northwest
	1-AA: Thomasville	16-0	Allen Brown	Yadkin Valley
2009	1-A: Wallace-Rose Hill	14-2	Joey Price	Tri-County
	1-AA: Albemarle	16-0	Baxter Morris	Yadkin Valley
2010	1-A: Wallace-Rose Hill	16-0	Joey Price	Tri-County
	1-AA: Albemarle	12-4	Danny Akins	Yadkin Valley
2011:	1-A: Murphy	12-4	David Gentry	Smoky Mountain
	1-AA: Swain County	15-1	Sam Patillo	Smoky Mountain
2012:	1-A: Plymouth	15-1	Robert Cody	Four Rivers
	1-AA: Southwest Onslow	14-1	Phil Padgett	Coastal Plains
2013:	1-A: Murphy	13-3	David Gentry	Smoky Mountain
	1-AA: James Kenan	15-0	Ken Avent Jr.	Carolina
2014:	1-A: Robbinsville	16-0	Dee Walsh	Smoky Mountain
	1-AA: Wallace-Rose Hill	15-1	Joey Price	Four County
2015:	1-A: Plymouth	14-2	Robert Cody	Coastal Ten
	1-AA: Wallace-Rose Hill	15-1	Joey Price	Four County
2016:	1-A: Murphy	15-1	David Gentry	Smoky Mountain
	1-AA: Wallace-Rose Hill	15-1	Joey Price	Four County
2017:	1-A: Cherokee	14-1	Kent Briggs	Smoky Mountain
	1-AA: Tarboro	15-0	Jeff Craddock	Coastal Plains
2018:	1-A: Murphy	13-1	David Gentry	Smoky Mountain
	1-AA: Tarboro	15-0	Jeff Craddock	Coastal Plains
2019:	1-A: Robbinsville	15-0	Dee Walsh	Smoky Mountain
	1-AA: East Surry	15-0	Trent Lowman	Northwest
20-21:	1-A: Murphy	10-1	David Gentry	Smoky Mountain
	1-AA: Tarboro	9-0	Jeff Craddock	Coastal Plains



2A FOOTBALL STATE CHAMPIONSHIP COACH & CONF.



YEAR	STATE CHAMPION	RECORD	HEAD COACH	CONFERENCE
1972	Sylva-Webster	13-0-1	Babe Howell	Smoky Mountain
1973	Sylva-Webster	14-0	Babe Howell	Smoky Mountain
1974	Murphy	14-0	Terry Postell	Smoky Mountain
1975	Roanoke	13-1	Lin Respass	Eastern Plains
1976	Franklin	12-2	Bill Dyar	Smoky Mountain
1977	Charlotte Catholic	14-0	Jim Oddo	Rocky River
1978	Maiden	12-1-1	Tom Brown	Southern District Seven
1979	Swain County	14-0	Boyce Deitz	Smoky Mountain
1980	Sylva-Webster	11-3	Babe Howell	Smoky Mountain
1981	Randleman	13-1	Charlie Gregory	Central Carolina
1982	Randleman	13-1	Charlie Gregory	Central Carolina
1983	Randleman	13-0	Charlie Gregory	Central Carolina
1984	Forest Hills	13-1	Algie Faircloth	Rocky River
1985	Lexington	14-1	Gary Whitman	Central Carolina
1986	Lexington	14-1	Gary Whitman	Central Carolina
1987	Whiteville	15-0	Bill Hewitt	Waccamaw
1988	Thomasville	13-2	Allen Brown	Central Carolina
1989	Clayton	15-0	Gary Fowler	Capital Area
1990	Clinton	15-0	Bob Lewis	East Central
1991	Thomasville	14-1	Allen Brown	Central Carolina
1992	West Brunswick	11-3	Jim Brett	Waccamaw 2A/3A
1993	Lincolnton	13-2	Richard Smith	Western Piedmont
1994	Wallace-Rose Hill	14-1	Stuart Ennis	East Central
1995	Thomasville	16-0	Allen Brown	Central Carolina
1996	Clinton	12-2	Bob Lewis	East Central
1997	Clinton	14-1	Bob Lewis	East Central
1998	Shelby	13-2	Chris Norman	Southern Piedmont 1A/2A
1999	High Point Central	15-0	Gary Whitman	Central Carolina
2000	Southwest Onslow	15-1	Phil Padgett	East Central
2001	Clinton	15-0	Bob Lewis	Tri-Six
2002	2-A: Cummings	9-7	Steve Johnson	North State
	2-AA: Reidsville	15-1	Jimmy Teague	North State
2003	2-A: Southwest Onslow	16-0	Phil Padgett	East Central
	2-AA: Reidsville	15-1	Jimmy Teague	North State
2004	2-A: Southwest Onslow	15-1	Phil Padgett	East Central
	2-AA: Charlotte Catholic	16-0	Jim Oddo	Rocky River
2005	2-A: Clinton	12-3	Steve Mallard	East Central
	2-AA: Shelby	13-3	Chris Norman	Southwestern 2A/3A
2006	2-A: Cummings	15-1	Steve Johnson	Mid-State 1A/2A
	2-AA: Shelby	16-0	Chris Norman	Southwestern 2A/3A
2007	2-A: Lincolnton	12-4	Scott Cloninger	Southern Piedmont 1A/2A
	2-AA: Reidsville	16-0	Jimmy Teague	North State
2008	2-A: Newton-Conover	15-1	Nick Bazzle	Catawba Valley 2A/3A
	2-AA: Reidsville	16-0	Jimmy Teague	North State
2009	2-A: Tarboro	15-1	Jeff Craddock	Eastern Plains
	2-AA: Reidsville	16-0	Doug Robertson	Mid-State
2010	2-A: Tarboro	16-0	Jeff Craddock	Eastern Plains
	2-AA: Salisbury	13-3	Joe Pinyan	Central Carolina
2011	2-A: Tarboro	13-2	Jeff Craddock	Eastern Plains
	2-AA: West Stokes	16-0	Jimmy Upchurch	Northwest 1A/2A
2012:	2-A: East Lincoln	15-0	Mike Byus	Southern Piedmont
	2-AA: South Iredell	14-2	Scott Miller	Catawba Valley
2013:	2-A: Shelby	12-4	Lance Ware	South Mountain Athletic
	2-AA: T.W. Andrews	14-1	Rodney McKoy	PAC-6
2014:	2-A: Shelby	14-2	Lance Ware	South Mountain Athletic
	2-AA: East Lincoln	16-0	Mike Byus	Southern District 7
2015:	2-A: Shelby	15-1	Lance Ware	South Mountain Athletic
	2-AA: Monroe	16-0	Johnny Sowell	Rocky River
2016:	2-A: Reidsville	16-0	Jimmy Teague	Mid-State
	2-AA: Shelby	16-0	Lance Ware	South Mountain Athletic
2017:	2-A: Wallace-Rose Hill	14-1	Kevin Motsinger	East Central
	2-AA: Hibriten	16-0	Clay Lewis	Northwestern Foothills
2018:	2-A: Reidsville	16-0	Jimmy Teague	Mid-State 2A
	2-AA: Shelby	13-3	Lance Ware	Southwestern 2A
2019:	2-A: Reidsville	15-1	Jimmy Teague	Mid-State 2A
	2-AA: Shelby	14-1	Mike Wilbanks	Southwestern 2A
20-21:	2-A Reidsville	10-0	Jimmy Teague	Mid-State 2A
	2-AA: Salisbury	9-2	Brian Hinson	Central Carolina



3A FOOTBALL STATE CHAMPIONSHIP COACH & CONF.



YEAR	STATE CHAMPION	RECORD	HEAD COACH	CONFERENCE
1972	Sanford (co-champs)	11-2-1	Paul Gay	Southeastern
	Waynesville Tuscola (co-champs)	11-1-2	Joe Caldwell	Parkway
1973	Jamestown Ragsdale (co-champs)	13-0-1	Richard Kemp	Mid-State West
	East Bladen (co-champs)	9-3-2	Bob Lewis	Three Rivers
1974	Jamestown Ragsdale	14-0	Richard Kemp	Mid-State West
1975	Canton Pisgah	13-1	Danny Shook	Parkway
1976	Canton Pisgah	14-0	Danny Shook	Parkway
1977	Western Guilford	12-2	Doug Henderson	Mid-State West
1978	Watauga	13-0-1	Bill Mauldin	Northwestern
1979	Belmont South Point	14-0	Jim Biggerstaff	Southwestern
1980	Burlington Walter Williams	14-0	Pete Stout	Mid-State
1981	Burlington Walter Williams	14-0	Pete Stout	Mid-State
1982	Brevard	14-0	Frank Robinson	Big Mac
1983	Eastern Randolph	13-1	Donnie Baxter	Mid-State
1984	Tarboro	13-1	Jim Brett	Northeastern
1985	Burlington Walter Williams	13-2	Sam Story	Mid-State
1986	Shelby	13-1-1	Jim Taylor	Southwestern
1987	Shelby	14-1	Jim Taylor	Southwestern
1988	Burlington Hugh Cummings	15-0	Dave Gutshall	Mid-State
1989	Kannapolis A.L. Brown	14-1	Bruce Hardin	South Piedmont
1990	Burlington Hugh Cummings	15-0	Dave Gutshall	Mid-State
1991	High Point T.W. Andrews	13-2	Herb Goins	Piedmont Athletic
1992	Burlington Hugh Cummings	13-2	Dave Gutshall	Mid-State
1993	West Brunswick	13-3	Jim Brett	Waccamaw 2A/3A
1994	Burns	13-2	Ron Greene	Southwestern
1995	Bertie	13-2	Roy Bond	Big Eight
1996	Hickory	16-0	David Elder	Western Piedmont
1997	Kannapolis A.L. Brown	15-1	Bruce Hardin	South Piedmont
1998	Winston-Salem Carver	16-0	Keith Wilkes	Piedmont Triad
1999	Burlington Walter Williams	15-1	Sam Story	Triad
2000	Bertie	15-1	Roy Bond	Big Eight
2001	Parkland	15-1	DeAngelo Bell	Piedmont Triad
2002	3-A: Winston-Salem Carver	14-0-1	Keith Wilkes	Piedmont Triad
	3-AA: Gastonia Ashbrook	11-4	Joe Shepherd	Big South
2003	3-A: Belmont South Point	15-1	John Devine	Big South
	3-AA: Crest	12-3	Roy Kirby	Northwest
2004	3-A: Concord	15-1	E.Z. Smith	South Piedmont
	3-AA: Crest	14-1	Roy Kirby	Northwest
2005	3-A: Asheville	15-0	Danny Willkins	Mountain Athletic
	3-AA: Charlotte Catholic	16-0	Jim Oddo	Queen City 3A/4A
2006	3-A: Concord	13-3	E.Z. Smith	South Piedmont
	3-AA: Eastern Randolph	15-1	Burton Cates	Mid-Piedmont
2007	3-A: Western Alamance	16-0	Hal Capps	Triad
	3-AA: Greensboro James Dudley	13-3	Steven Davis	Triad
2008	3-A: West Rowan	15-1	Scott Young	North Piedmont
	3-AA: Greensboro James Dudley	16-0	Steven Davis	Triad
2009:	3-A: West Rowan	16-0	Scott Young	North Piedmont
	3-AA: South Point	14-2	John Devine	Big South
2010:	3-A: West Rowan	16-0	Scott Young	North Piedmont
	3-AA: Northern Guilford	14-2	Johnny Roscoe	Mid-State
2011:	3-A: Havelock	16-0	Jim Bob Bryant	Coastal
	3-AA: Northern Guilford	14-1	Johnny Roscoe	Mid-State
2012:	3-A: Havelock	15-1	Jim Bob Bryant	Coastal
	3-AA: Northern Guilford	15-0	Johnny Roscoe	Mid-State
2013:	3-A: Havelock	16-0	Jim Bob Bryant	Coastal
	3-AA: Southern Durham	14-2	Adrian Jones	Big Eight
2014:	3-A: Crest	16-0	Mark Barnes	South Mountain Athletic
	3-AA: Northern Guilford	15-1	Johnny Roscoe	Mid-State
2015:	3-A: Rocky Mount	14-2	Jason Battle	Big East
	3-AA: Crest	16-0	Will Clark	South Mountain Athletic
2016:	3-A: South Point	12-4	Mickey Lineberger	Big South
	3-AA: Weddington	13-3	Tim Carson	Southern Carolina
2017:	3-A: Charlotte Catholic	16-0	Mike Brodowicz	Southern Carolina
	3-AA: New Hanover	15-1	Earl Smith	Mideastern 3A/4A
2018:	3-A: Charlotte Catholic	15-1	Mike Brodowicz	Southern Carolina
	3-AA: Weddington	15-1	Andy Capone	Southern Carolina
2019:	3-A: Charlotte Catholic	12-3	Mike Brodowicz	Southern Carolina
	3-AA: Weddington	16-0	Andy Capone	Southern Carolina
20-21:	3-A: Charlotte Catholic	9-1	Mike Brodowicz	Southern Carolina
	3-AA: Mount Tabor	10-0	Tiesuan Brown	Piedmont Triad



4A FOOTBALL STATE CHAMPIONSHIP COACH & CONF.



YEAR	STATE CHAMPION	RECORD	HEAD COACH	CONFERENCE
1972	High Point T.W. Andrews	12-1	Bob Boswell	Division 5
1973	Sanford Central	13-1	Paul Gay	Division 3
1974	Gastonia Ashbrook	11-1-2	Jerry Carpenter	Division 10
1975	Greenville Rose	12-2	Dave Bumgarner	Division 1
1976	High Point T.W. Andrews	13-1	Herb Goins	Division 7
1977	East Mecklenburg	13-1	Don Hipps	Division 9
1978	Richmond County	12-2	Hal Stewart	Division 4
1979	High Point Central	11-3	Ron Krall	Division 8
1980	Greensboro Page	13-1	Marion Kirby	Division 8
1981	South Mecklenburg	14-0	Jim Seacord	Southwestern
1982	Jacksonville	14-0	Ray Durham	Mideastern
1983	Greensboro Page	13-1	Marion Kirby	Central Piedmont
1984	Greensboro Page (co-champs)	13-0-1	Marion Kirby	Central Piedmont
	Fayetteville 71st (co-champs)	12-1-1	Bobby Poss	Mid-South
1985	Greensboro Page	15-0	Marion Kirby	Metro
1986	Fayetteville 71st	14-1	Bobby Poss	Mid-South
1987	Garner	15-0	Hal Stewart	Cap Nine
1988	Richmond Senior	15-0	Daryl Barnes	Southeastern
1989	Richmond Senior	15-0	Daryl Barnes	Southeastern
1990	Richmond Senior	14-1	Daryl Barnes	Southeastern
1991	Hope Mills South View	13-2	Bobby Poss	Mid-South
1992	East Forsyth	15-0	Joe Bill Ellender	Metro
1993	Northern Durham	15-0	Ken Browning	PAC-Six
1994	Crest	15-0	Mike Stewart	Northwestern
1995	West Charlotte	15-1	Tom Knotts	Southwestern
1996	Crest	14-0-1	Mike Stewart	Northwestern
1997	Richmond Senior	15-0	Daryl Barnes	Southeastern
1998	Richmond Senior	16-0	Daryl Barnes	Southeastern
1999	Asheville A.C. Reynolds	15-1	Bobby Poss	Mountain Athletic
2000	Charlotte Independence	15-1	Tom Knotts	Southwestern
2001	Charlotte Independence	16-0	Tom Knotts	ME-CA Eight
2002	4-A: Asheville A.C. Reynolds	14-1	Bobby Poss	Northwestern
	4-AA: Charlotte Independence	16-0	Tom Knotts	ME-CA Eight
2003	4-A: Greenville Rose	14-2	Greg Thomas	Big East
	4-AA: Charlotte Independence	16-0	Tom Knotts	ME-CA Eight
2004	4-A: Greenville Rose	14-2	Greg Thomas	Big East
	4-AA: Charlotte Independence	15-0	Bill Geiler	ME-CA Eight
2005	4-A: Greenville Rose	16-0	Greg Thomas	Coastal 3A/4A
	4-AA: Charlotte Independence	15-0	Tom Knotts	Southwestern
2006	4-A: Greenville Rose	16-0	Greg Thomas	Coastal 3A/4A
	4-AA: Charlotte Independence	16-0	Tom Knotts	Southwestern
2007	4-A: Wilmington John T. Hoggard	15-0	Scott Braswell	Mideastern 3A/4A
	4-AA: New Bern	14-2	Bobby Curlings	Coastal 3A/4A
2008	4-A: Fayetteville Seventy-First	14-2	Bob Paroli	Mid-Southeastern
	4-AA: Richmond	12-3-1	Paul Hoggard	Mid-Southeastern
2009	4-A: Asheville A.C. Reynolds	14-2	Shane Laws	Mountain Athletic
	4-AA: Matthews David Butler	15-0	Mike Newsome	Southwestern
2010	4-A: Durham Hillside	16-0	Antonio King	PAC-Six
	4-AA: Matthews David Butler	16-0	Mike Newsome	Southwestern
2011:	4-A: Scotland	15-0	Chip Williams	Southeastern
	4-AA: Greensboro Page	15-0	Kevin Gillespie	Metro
2012:	4-A: New Bern	15-0	Bobby Curlings	Mideastern
	4-AA: Matthews David Butler	15-0	Brian Hales	Southwestern
2013:	4-A: Greensboro Dudley	15-0	Steven Davis	Metro
	4-AA: Charlotte Mallard Creek	16-0	Michael Palmieri	MeCKa
2014:	4-A: New Bern	16-0	Bobby Curlings	Eastern Carolina
	4-AA: Charlotte Mallard Creek	15-1	Michael Palmieri	MeCKa
2015:	4-A: Charlotte Catholic	15-0	Mike Brodowicz	SoMeck 8
	4-AA: Charlotte Mallard Creek	14-2	Michael Palmieri	MeCKa
2016:	4-A: Greensboro Dudley	15-1	Steven Davis	All-Metro
	4-AA: Wake Forest	16-0	Reggie Lucas	Cap 8
2017:	4-A: Harding University	14-1	Sam Greiner	So. Meck 7
	4-AA: Wake Forest	14-0	Reggie Lucas	Northern Athletic
2018:	4-A: East Forsyth	15-0	Todd Willert	Central Piedmont
	4-AA: Wake Forest	15-0	Reggie Lucas	Northern Athletic
2019:	4-A: East Forsyth	13-2	Todd Willert	Central Piedmont
	4-AA: Charlotte Zebulon B. Vance	13-2	Glenwood Ferebee	I-Meck
20-21	4-A: Grimsley	10-0	Ged O'Donnell	Metro
	4-AA: Charlotte Zebulon B. Vance	10-1	Glennwood Ferebee	I-Meck



WNCHSAA CHAMPIONSHIP RESULTS



WESTERN NORTH CAROLINA HIGH SCHOOL ACTIVITIES ASSOCIATION CHAMPIONS

The Western North Carolina High School Activities Association was founded on December 10, 1929. Charter members included Belmont, Concord, Kings Mountain, Lexington, Lincolnton, Monroe, Newton, Mooresville, Black Mountain, Cliffside, Hickory, Lenoir, Marion, Morganton, and Rutherfordton-Spindale. The WNCHSAA grew to 42 members in four conferences before it was dissolved in June of 1977 and its members joined the NCHSAA. Only three of the 42 members failed to win a Western title in some sport during the WNCHSAA's existence and it had some outstanding football programs in it. W.C. Clary served for many years as executive director of the organization.

From 1930-1953, the WNCHSAA had two conferences, South Piedmont and Western. Round robin league schedules were not played; therefore, numerous times two teams would finish tied for the loop crown. Occasionally, a playoff was held for a particular conference, but an overall WNCHSAA title game was rarely played.

In 1947 Hickory officials inaugurated a bowl game to be played at Lenoir-Rhyne College featuring two of the top teams in the WNCHSAA; one from each conference. The game was played from 1947-1950. The teams were selected several weeks before the end of the regular season, making it difficult to pick the league champion.

1930	Hickory and Monroe	no game	1950	Asheboro and Lenoir	no game
1931	Hickory and Morganton	no game	1951	Lenoir 19, Wilkes Central 14	
1932	Hickory and Newton-Conover	no game	1952	Lenoir 25, W-S Children's Home 19	
	These two teams met late in the regular season with Hickory winning 19-0. However, an official title game was not played.		1953	Albemarle 7, Belmont 6	
			1954	Lexington 19, Albemarle 14	
1933	Lexington and Newton-Conover	no game	1955	Four Conference Champions	no game
1934	Lexington and Cherryville	no game	1956	Lexington and Kings Mountain	no game
1935	Concord 39, Newton-Conover 0		1957	Albemarle 54, Marion 6	
1936	Winston-Salem Children's Home and Newton-Conover	no game	1958	Asheboro 33, Hickory 14	
1937	Winston-Salem Children's Home and Forest City	no game	1959	Hickory 34, Albemarle 13	
1938	Winston-Salem Children's Home, Lexington and Lenoir	no game	1960	Hickory 0, Kannapolis 0 (TIE)	
1939	Lexington and Morganton	no game	1961	Mooresville 13, Hickory 12	
1940	Lexington, Statesville and Morganton	no game	1962	Wilkes Central 14, Asheboro 7	
1941	Barium Springs and Morganton	no game	1963	Asheboro 21, Shelby 6	
1942	Thomasville Mills Home and Marion	no game	1964	Thomasville 20, Hickory 13	
1943	Winston-Salem Children's Home and Hickory	no game	1965	Asheboro 34, East Rutherford 7	
1944	Albemarle 19, Shelby 0		1966	Hickory 41, Statesville 7	
1945	Winston-Salem Children's Home and Newton-Conover	no game	1967	Lexington 33, Lincolnton 12	
1946	Albemarle and Morganton	no game	1968	Shelby 32, Thomasville 12	
1947	Winston-Salem Children's Home and Shelby	no game	1969	East Rowan 26, Shelby 21	
1948	Statesville and Charlotte Tech	no game	1970	Shelby 13, Salisbury 7	
1949	Winston-Salem Children's Home Monroe, and Lenoir	no game	1971	Salisbury 14, Belmont South Point 14 (TIE)	
			1972	Shelby 26, Mooresville 21	
			1973	Salisbury 13, Boone Watauga 0	
			1974	Salisbury 14, Shelby 3	
			1975	North Davidson 21, Shelby 21 (TIE)	
			1976	Shelby 25, Lexington 0	



NCHSAC CHAMPIONSHIP RESULTS



NORTH CAROLINA HIGH SCHOOL ATHLETIC CONFERENCE

The North Carolina High School Athletic Conference served for many years as the athletic organization for historically black high schools. The NCHSAC conducted classified state championships in several sports, certified officials and administered its athletic program. Dr. Army Armstrong of Rocky Mount served as its commissioner for many years.

Members of the old NCHSAC, which numbered over 100 at one point, joined the NCHSAA when the Conference merged with the Association. The NCHSAC actually disbanded in 1969. We have diligently researched to uncover state champions, scores of championships, and the like. Unfortunately, there was no master list of champions or game results, and much of what has been uncovered comes from research done by NCHSAA interns in newspaper microfilm or from former coaches and athletic directors. The result of that research in football is listed below.

Our goal is to make this list as complete as possible. Any additions or corrections may be sent to Rick Strunk at the North Carolina High School Athletic Association, Box 3216, Chapel Hill, NC 27515.

OPEN / AAA				
YEAR	CHAMPION	SCORE	RUNNER - UP	SCORE
1928	Oxford Mary Potter	42	W-Salem Columbia Heights	0
1930	Henderson Institute		Goldsboro Dillard	
1931	Raleigh Washington	6	Gastonia Highland	0
1932	Raleigh Washington			
1933	Henderson Institute	14	Belmont Reid	6
1934	Henderson Institute	32	Gastonia Highland	13
1935	Wilmington Williston			
1936-39	not listed			
1940	Gastonia Price			
1941	High Point William Penn	14	Raleigh Washington	6
1942	Asheville Stephens-Lee	13	Durham Hillside	12
1943	Durham Hillside			
1944	Durham Hillside			
1945	Raleigh B.T. Washington	20	Gastonia Highland	0
1946	Gastonia Highland	7	Raleigh Washington	6
1947	Wilmington Williston	12	Lexington Dunbar	0
1949	Raleigh B. T. Washington	2	Gastonia Highland	0
1950	Raleigh B.T. Washington	14	Salisbury Price	0

PLAY WENT TO THREE CLASSIFICATIONS IN 1951

1951	Greensboro Dudley	13	Durham Hillside	6
1952	Kinston Adkin	7	Greensboro Dudley	0
1953	Winston-Salem Atkins	45	New Bern West Street	6
1954	West Charlotte	14	Kinston Adkins	6
1955	Wilmington Williston	13	Winston-Salem Carver	7
1956	New Bern Barber	13	High Point William Penn	12
1957	Asheville Stephens-Lee	25	Rocky Mount B.T. Washington	6
1958	Rocky Mount B.T. Washington	34	Winston-Salem Carver	6
1959	Winston-Salem Atkins	50	Durham Hillside	0
1960	High Point William Penn	12	Durham Hillside	8
1961	Rocky Mount B.T. Washington	18	Winston-Salem Carver	0

PLAY WENT TO FOUR CLASSIFICATIONS IN 1962

1962	Winston-Salem Carver	34	Fayetteville E. E. Smith	2	
1963	Charlotte Second Ward	28	Raleigh Ligon	14	
1964	Wilson Darden	14	Winston-Salem Carver	12	
1965	Elizabeth City P. W. Moore	36	Winston-Salem Carver	0	
1966	Greensboro Dudley	6	New Bern Barber	6	(tie,co-champs)
1967	Fayetteville E. E. Smith	6	Winston-Salem Paisley	0	
1968	Fayetteville E. E. Smith	12	Elizabeth City P.W. Moore	12	
1969	Tarboro Patillo	14	Kinston Adkin	0	



NCHSAC CHAMPIONSHIP RESULTS



AAA DIVISION

YEAR	CHAMPION	SCORE	RUNNER - UP	SCORE
1963	Winston-Salem Anderson	30	Chapel Hill Lincoln	15
1964	Durham Merrick-Moore	37	Winston-Salem Anderson	14
1965	Durham Merrick-Moore	8	Lexington Dunbar	0
1966	Williamston E.J. Hayes	60	Winston-Salem Anderson	12
1967	Winston-Salem Anderson	20	Durham Merrick-Moore	19
1968	Williamston E.J. Hayes	33	Edenton Walker	0

AA DIVISION

YEAR	CHAMPION	SCORE	RUNNER - UP	SCORE
1950	Hickory Ridgeview			
1951	Nash County Training School	7	Hickory Ridgeview	6
1952	Salisbury Price	13	Tarboro Patillo	7
1953	Tarboro Patillo	42	Belmont	0
1954	Nash County Training School	19	Burlington Jordan Sellars	12
1956	Lexington Dunbar	6	Chapel Hill Lincoln	6
1957	Chapel Hill Lincoln	7	Lexington Dunbar	6
1958	Lexington Dunbar	32	Chapel Hill Lincoln	6
1959	Lexington Dunbar	20	Clinton	6
1960	Chapel Hill Lincoln	38	Hickory Ridgeview	8
1961	Chapel Hill Lincoln	22	Hickory Ridgeview	0
1962	Hickory Ridgeview	19	Edenton Walker	8
1963	Lexington Dunbar	24	Ahoskie R.L. Vann	6
1964	Hickory Ridgeview	16	Hamlet Monroe Avenue	0
1965	Perquimans County Union	34	Kannapolis Carver	0
1966	Trenton Jones	8	Kannapolis Carver	6
1967				
1968	Wake Forest DuBois	6	Sampson (tie, co champions)	6



NCHSAA EASTERN REGIONAL FINALS RESULTS



YEAR CLASS 1A

1972 Saratoga 28, Camden 8
 1973 Rosewood 28, John Wilkinson 14
 1974 Manteo 7, North Duplin 6
 1975 North Duplin 7, Manteo 6
 1976 Princeton 8, Angier 6
 1977 Rock Ridge 23, North Duplin 12
 1978 Midway 20, Maxton 12
 1979 Princeton 30, Manteo 14
 1980 Rosewood 16, Rowland 14
 1981 John Wilkinson 26, Princeton 8
 1982 Bath 6, Creswell 0
 1983 Creswell 22, Bladenboro 14
 1984 Jamesville 28, Rosewood 14
 1985 North Edgecombe 12, Clarkton 8
 1986 Tabor City 28, Perquimans 9
 1987 Columbia 40, Richlands 0
 1988 Midway 20, North Edgecombe 14
 1989 Currituck 44, Southwest Onslow 14
 1990 Roanoke 24, Tabor City 14
 1991 Rosewood 15, Gates County 6
 1992 Lakewood 13, Gates County 12
 1993 Hobbton 49, North Edgecombe 28
 1994 North Edgecombe 24, Pamlico 12
 1995 Williamston 37, Midway 20
 1996 N. Edgecombe 14, Midway 13(OT)
 1997 N. Edgecombe 14, S Robeson 7
 1998 N. Edgecombe 12, S.Robeson 0
 1999 Williamston 31, Pamlico 0
 2000 Northside 50, Midway 20
 2001 1A: Williamston 14, N.Edgecombe 12
 1AA:Wallace-Rose Hill 42, Gates 24
 2002 1A: Southside14, N.Edgecombe 12
 1AA:Williamston 37,Farmville 19
 2003 1A:N.Edgecombe 12,N.Duplin 0
 1AA:Farmville 22, Ayden-Grifton 0
 2004 1A:Southside 32,Northside 0
 1AA:Wallace-R. Hill 43, Pamlico 13
 2005 1A:N'Hamp'n-W 20, Southside 14
 1AA:Wallace-R Hill 40, N.Johnston 19
 2006 1A:Manteo 31, N-Hampton-West 20
 1AA: James Kenan 17, E.Bladen 14
 2007 1A: Plymouth 48, Roanoke 6
 1AA:James Kenan 28, Pender 0
 2008 1A: Williamston 42, Jones 41
 1AA: E.Bladen 35, Ayden-Grifton 13
 2009 1A:Wallace-RH 46, N. Edgecombe 14
 1AA: SW Onslow 42, Goldsboro 6
 2010 1A:Wallace-RH 38, Plymouth 0
 1AA:Pender 28, SW Onslow 17
 2011 1A: Jones 14, Manteo 12
 1AA:Ayden-Grifton 14, Wallace-RH 12
 2012 1A:Plymouth 42, Princeton 20
 1AA:SW Onslow 35, James Kenan 12
 2013 1A:Plymouth 50, Lejeune 13
 1AA: James Kenan 28, Wallace-RH 14
 2014 1A:Plymouth 28, Lakewood 0
 1AA: Wallace-RH 34, James Kenan 31
 2015 1A: Plymouth 17, Southside 12
 1AA: Wallace-RH 29, James Kenan 13
 2016 1A: Plymouth 7, Southside 2
 1AA: Wallace-RH 35, Tarboro 17
 2017 1A: North Duplin 12, Plymouth 6
 1AA: Tarboro 50, J.A. Holmes 7
 2018: 1A: Pamlico 16, Rosewood 12
 1AA: Tarboro 48, J.A. Holmes 7
 2019 1A: N-hampton 20, N. Edgecome 12
 1AA: Tarboro 35, J.A. Holmes 6
 20-21 1A: Northside-PT 46, N-hampton 6
 1AA: Tarboro 66, Louisburg 13

CLASS 2A

Williamston 17, Tabor City 13
 Tabor City 14, Gates County 12
 Robersonville 23, White Oak 20
 Roanoke 13, South Granville 10
 Erwin 28, Red Springs 6
 Clayton 16, Tabor City 6
 Tabor City 40, Hobbton 0
 Clayton 42, Gaston 14
 Currituck 14, Southwest Onslow 13
 Whiteville 26, Fuquay-Varina 8
 Whiteville 32, North Duplin 7
 East Carteret 14, Fuquay-Varina 7(OT)
 Whiteville 28, Wallace-Rose Hill 7
 Fuquay-Varina 12,White Oak 7
 Ahoskie 33, Whiteville 31
 Whiteville 28, Ayden-Grifton 0
 Hertford 35, Jordan-Matthews 0
 Clayton 13, Farmville Central 8
 Clinton 39, James Kenan 7
 West Brunswick 27, East Bladen 7
 West Brunswick 39, St.Pauls 14
 Burlington Cummings 45, Clinton 6
 Wallace-Rose Hill 30,West'n Guilford 14
 Clinton 21, Western Guilford 19
 Clinton 56, South Columbus 19
 Clinton 33, East Duplin 0
 Tarboro 49, Reidsville 18
 SW Onslow 34, Western Alamance 13
 SW Onslow 37, Western Alamance 36 (OT)
 Clinton 45, East Duplin 7
 2A:Clinton 13, South Columbus 0
 2AA:Reidsville 26, T.W. Andrews 15
 2A:SW Onslow 23,E.Bladen 17
 2AA:Reidsville 51,W.Alamance 33
 2A:SW Onslow 34,E.Carteret 6
 2AA:W.Alamance 16,Reidsville 14
 2A: Clinton 20, Northside 14
 2AA: Reidsville 34, Bunn 3
 2A: Clinton 25, Northside (Jax) 0
 2AA: S. Vance 32, Forest Hills 26
 2A:S.Columbus 8, Northside (Jax) 3
 2AA: Reidsville 49, Southern Vance 19
 2A: Tarboro 28, Northside (Jax) 14
 2AA: Reidsville 53, Forest Hills 14
 2A: Tarboro 28, East Bladen 22
 2AA: Reidsville 26, Kinston 0
 2A:Tarboro 33, East Bladen 7
 2AA:N'eastern 21, Cedar Ridge 7
 2A:Tarboro 13, South Columbus 10
 2AA:Kinston 20, Reidsville 16
 2A:Tarboro 46, S.Columbus 0
 2AA:Carrboro 21, Northside (Jax) 14
 2A: SW Onslow 19, Northeastern 9
 2AA: T.W.Andrew 42, Washington 15
 2A: Clinton 45, SW Onslow 21
 2AA: Washington 41,Northeastern 17
 2A: Kinston 22, SW Edgecombe 21
 2AA: Bunn 30, Clinton 29
 2A: J.A. Holmes 50, South Columbus 14
 2AA: Northside-Jax 14, East Duplin 7
 2A: Wallace-R Hill 49, Southwest Onslow 7
 2AA: East Duplin 38, North Davidson 28
 2A: Northeastern 47, Southwest Onslow 36
 2AA: North Davidson 24, Ledford 7
 2A: Northeastern 23, Clinton 8
 2AA: Salisbury 14, Randleman 7
 2A: Reidsville 49, Northeastern 21
 2AA: St. Pauls 34, Washington 23

CLASS 3A

Sanford 14, Northern Nash 12
 East Bladen 6, Ahoskie 0
 Ahoskie 14, Clinton 7
 Havelock 22, Southern Alamance 21
 Clinton 41, Farmville Central 40(OT)
 Western Guilford 20,Clinton 7
 Burlington Williams15,Farmville Cent14
 Ahoskie 20, Southern Guilford 7
 Burlington Williams 21,Edenton Holmes 6
 Burlington Williams 39, Ayden-Grifton 6
 Bertie 14, Clinton 7
 E'n Randolph 34,SW Edgecombe 21
 Tarboro 14, Oxford Webb 6
 Burlington Williams 31, West Craven 0
 Havelock 31, Burlington Cummings 14
 Burlington Williams 21, Tarboro 15
 Burlington Cummings 21, Havelock 19
 Burlington Cummings 28, Bertie 7
 B'ton Cummings 40, Southern Nash 13
 T.W.Andrews 43, Southern Nash 28
 B'ton Cummings 20, T.W. Andrews 14
 West Brunswick 21, Tarboro 13
 Eastern Randolph 34, D. H. Conley 7
 Bertie 18, Eastern Randolph 0
 Ragsdale 21, West Craven 20
 NE Guilford 21, G'boro Dudley 20(OT)
 Carver 21, Burlington Williams 10
 Burlington Williams 28, Carver 21
 Bertie 30, Carver 26
 W-Salem Parkland 28, Wilson Hunt 20
 3A:Fike 18, Goldsboro 14
 3AA: Dudley 36, Clayton 21
 3A:NE Guilford 35,W. Craven 27
 3AA:E.Randolph 19,S.Durham 6
 3A:Hunt 29, Hertford 14
 3AA:Dudley 21, S.Durham 7
 3A:W.Alamance 30,Rocky Mt 10
 3AA: Burl. Williams 33, E.Randolph 14
 3A: W.Alamance 14, E. Alamance 12
 3AA: E.Randolph 34, Burl. Williams 20
 3A: W.Alamance 50, Rocky Mount 36
 3AA:Dudley 14, Oxford Webb 6
 3A: West Craven 22, Rocky Mount 19
 3AA: Dudley 52, Northeast Guilford 7
 3A: E. Alamance 24, Havelock 6
 3AA: S. Johnston 33, So. Nash 32 (3OT)
 3A: E. Alamance 42, Havelock 25
 3AA:N.Guilford 28, Hunt 20
 3A: Havelock 64, Cleveland 7
 3AA: Northern Guilford 29, Hunt 13
 3A:Havelock 42, Orange 7
 3AA:Northern Guilford 44, Hunt 0
 3A: Havelock 44, Eastern Wayne 20
 3AA: Southern Durham 38, Hunt 10
 3A: Havelock 35, Eastern Wayne 12
 3AA:Northern Guilford 34, Chapel Hill 15
 3A: Rocky Mount 42, Eastern Alamance 21
 3AA: So. Durham 19, No. Guilford 15
 3A: Rocky Mount 34, Havelock 33
 3AA: Eastern Guilford 26, Jacksonville 21
 3A: Havelock 41, Western Alamance 14
 3AA: New Hanover 32, Eastern Guilford 29
 3A: Jacksonville 41, Havelock 34
 3AA: Southeast Guilford 37, Cleveland 33
 3A: Southern Nash 32, Eastern Alamance 29
 3AA: Lee County 34, New Hanover 9
 3A: Havelock 49, Western Alamance 17
 3AA: Cleveland 49, Clayton 21

CLASS 4A

Reid Ross 28, High Point Central 27
 Sanford 28, Wilmington Hoggard 9
 Sanford 14, Richmond 6
 G'ville Rose 31, Richmond County 14
 Richmond 20, Wilson Fike 10
 Rocky Mount 25, Pine Forest 22
 Richmond 9, Scotland 7
 G'ville Rose 36, Rocky Mount 7
 Jacksonville 24, Goldsboro 13
 Terry Sanford 27, Rocky Mount 7
 Jacksonville 14, Pine Forest 10
 Douglas Byrd 35, Hunt 14
 Seventy-First 46,Scotland 22
 Terry Sanford 14,Smithfield-Selma 7(OT)
 Seventy-First 15, Northern Nash 13
 Garner 20, Northern Durham 17
 Richmond 35, Seventy-First 7
 Richmond 24, Seventy-First 7
 Richmond 28, E.E. Smith 7
 South View 37, New Hanover 36
 Northern Durham 38, South View14
 Northern Durham 41, Garner 18
 Jacksonville 23, Seventy-First 19
 Douglas Byrd 33, New Bern 0
 Douglas Byrd 26, E.E. Smith 14
 Douglas Byrd 46, G'ville Rose 39
 Garner 17, Douglas Byrd 3
 Douglas Byrd 20, Pine Forest 17(OT)
 South View 28, Douglas Byrd 14
 Laney 7, Richmond 3
 4A: N.Nash 28,E.E. Smith 7
 4AA:New Bern 33, East Wake 14
 4A:Rose 32,N.Durham 7
 4AA:New Bern 24,SE Raleigh 21
 4A:Rose 28,E.E.Smith 27
 4AA:South View 22,Green Hope 13
 4A:Rose 56, Lee 0
 4AA: New Bern 28, Wakefield 7
 4A: Rose 31, Hoggard 29
 4AA:Riverside 15, Garner 13
 4A: Hoggard 21, Southern Durham 6
 4AA: New Bern 20, Leesville Road 16
 4A: Douglas Byrd 9, Hillside 7
 4AA: Jack Britt 27, Wake Forest-Rol. 16
 4A: Harnett Cen. 17, New Hanover 7
 4AA: Jack Britt 39, Wake Forest-Rol. 7
 4A:Hillside 12, New Bern 7
 4AA:WF-Rolesville 28, Panther Ck 7
 4A: Scotland 61, New Bern 28
 4AA:Garner 34, Jack Britt 27
 4A:New Bern 23, Scotland 6
 4AA:Jack Britt 14, Garner 8
 4A: Scotland 53, J.H.Rose 40
 4AA: Wake Forest 24, Middle Creek 23
 4A: New Bern 49, Hoggard 14
 4AA: Wake Forest 27, Garner 13
 4A: J.H. Rose 28, New Hanover 14
 4AA: Gboro. Page 49, Middle Creek 23
 4A: Cape Fear 27, Scotland 7
 4AA: Wake Forest 20, Middle Creek 17
 4A: Scotland 47, Hoggard 46
 4AA: Wake Forest 51, Garner 21
 4A: Scotland 28, Seventy-First 0
 4AA: Wake Forest 49, Pinecrest 7
 4A: Cardinal Gibbons 22, Scotland 15
 4AA: Leesville Road 21, Wake Forest 10
 4A: Cardinal Gibbons 30, New Bern 14
 4AA: Rolesville 24, Wake Forest 21



NCHSAA WESTERN REGIONAL FINALS RESULTS



YEAR	CLASS 1A	CLASS 2A	CLASS 3A	CLASS 4A
1972	North Duplin 15, Red Springs 0	Sylva-Webster 28, Parkwood 0	Tuscola 19, Ragsdale 14	T.W.Andrews 20, Ashbrook 7
1973	Robbinsville 38, Maxton 12	Sylva-Webster 78, South Stanly 7	Ragsdale 28, Tuscola 20	Greensboro Smith 12, S.Mecklenburg 0
1974	Robbinsville 38, Maxton 22	Murphy 21, South Stanly 14	Ragsdale 10, Canton Pisgah 7	Ashbrook 28, Northern Durham 21
1975	Maxton 36, Robbinsville 14	West Montgomery 33, Sun Valley 7	Canton Pisgah 37, Newton-Conover 21	East Mecklenburg 14, East Forsyth 7
1976	Robbinsville 42, Maxton 8	Franklin 13, Ledford 0	Canton Pisgah 40, NW Cabarrus 8	T.W.Andrews 41, Greensboro Page 11
1977	Robbinsville 60, Maxton 6	Charlotte Catholic 28, Maiden 12	South Caldwell 16, Brevard 6	East Mecklenburg 14, Asheville 7
1978	Cherokee 21, North Duplin 8	Maiden 7, Charlotte Catholic 6	Watauga 10, Brevard 7	West Charlotte 14, R.J.Reynolds 0
1979	Robbinsville 20, North Duplin 15	Swain County 23, Central Davidson 0	South Point 28, Hibriten 20	High Point Central 35, East Burke 0
1980	Robbinsville 22, Maxton 15	Sylva-Webster 33, SW Guilford 14	Lexington 14, Crest 6	Greensboro Page 24,Vance 21
1981	Robbinsville 18, Cherokee 6	Randleman 7, Swain County 6	Clyde Erwin 21, Mount Airy 14	South Mecklenburg 22, T.W. Andrews 3
1982	Robbinsville 41, Edneyville 20	Randleman 38, Swain County 20	Brevard 14, Mount Airy 8	Greensboro Page 24, Parkland 14
1983	Robbinsville 34,Rosman (4 OT)	Randleman 29, Sylva-Webster 25	Thomasville 15, A.C.Reynolds 12	Greensboro Page 7, North Forsyth 3
1984	Rosman 10, Cullowhee 7	Forest Hills 20, Swain County 6	Kannapolis Brown 35, W.Henderson 17	Greensboro Page 21, Garinger 7
1985	Swain County 47,St.Pauls 22	Lexington 42, Charlotte Catholic 16	Forest Hills 23, Brevard 15	Greensboro Page 14, Ashbrook 9
1986	Murphy 46, Clarkton 6	Lexington 27, Newton-Conover 21	Shelby 24, Forest Hills 6	West Charlotte 24, Harding 21
1987	Murphy 45, East Montgomery 6	Thomasville 28, Mount Airy 0	Shelby 16, West Caldwell 13	Harding 16, Greensboro Grimsley 7
1988	Swain Co. 43, East Montgomery 12	Thomasville 28, Newton-Conover 24	Shelby 24, Statesville 0	West Charlotte 42, G'boro Grimsley 21
1989	Swain County 57, St.Pauls 23	Monroe 24, Starmount 21 (OT)	Kannapolis Brown 21, Shelby 14	A.C.Reynolds 25, West Forsyth 6
1990	Swain Co.35, East Montgomery 28	Thomasville 7, Clinton 3	Statesville 21, Concord 0	West Forsyth 10, Greensboro Page 6
1991	Murphy 54, East Montgomery 14	Thomasville 14, Charles D.Owen 0	Kannapolis Brown 21, Concord 7	West Charlotte 37, East Forsyth 12
1992	Robbinsville 35, Rosman 3	Maiden 21, Thomasville 0	North Rowan 24, East Rutherford 7	East Forsyth 22, North Mecklenburg 0
1993	Swain County 27, South Robeson 6	Lincolnton 42, Maiden 18	T.W.Andrews 41, Shelby 31	W. Charlotte 24, South Mecklenburg 23
1994	Murphy 27, Bladenboro 16	Lincolnton 45, Thomasville 32	Burns 35, Forest Hills 28 (OT)	Crest 13, Mount Tabor 7
1995	Swain Co. 35, Jordan-Matthews 7	Thomasville 10, Mooresville 0	High Point Central 16, Shelby 14	West Charlotte 30, Crest 0
1996	Murphy 19, Mount Airy 0	Bandys 13, Starmount 7	Hickory 35, Statesville 0	Crest 34, Greensboro Page 21
1997	Rosman 19, Starmount 14	Shelby 17, Bandys 7	Kannapolis Brown 40, Kings Mountain 27	Richmond Sr 16, Crest 12
1998	Starmount 17, Maiden 14(OT)	Shelby 28, High Point Central 14	Kings Mountain 20, Concord 7	Richmond Sr 35, Mount Tabor 26
1999	Graham 37, Robbinsville 30	High Pt Central 21, E. Randolph 12	Asheville 17, Concord 8	A.C. Reynolds 13, Richmond Sr 10
2000	Graham 24, Burl. Cummings 20	Newton-Conover 20, E Randolph 14	Ragsdale 48, Mooresville 7	Independence 30, Anson County 28
2001	1A:Swain County 16, Cherokee 7 1AA: Albemarle 54, East Surry 19	Cummings 19, Lincolnton 17	Crest 19, Ragsdale 17	Independence 42, E.Mecklenburg 14
2002	1A:Elkin 19,Hayesville 13 1AA:Albemarle 25,Maiden 22	2A:Cummings 47,S.Robeson 8 2AA:Bandys 31, Pisgah 21	3A:Carver 27, South Point 6 3AA:Ashbrook 22,Asheville 19(OT)	4A:A.C.Reynolds 28, E.E. Waddell 6 4AA:Independence 29,Butler 0
2003	1A:Elkin 24, Swain 22 1AA:Albemarle 17,Hendersonville 12	2A:Cummings 47, Shelby 16 2AA:Bandys 30,Hibriten 17	3A: South Point 57, Asheville 10 3AA:Crest 14,High Pt Central 6	4A:Mt.Tabor 28,W. Charlotte 3 4AA:Independence 20, Richmond 18
2004	1A:Swain 20, Elkin 6 1AA:Thomasville 23, Maiden 6	2A:Shelby 35, Cummings 27 2AA:Char.Catholic 14, Bandys 9	3A: Concord 21, Asheville 20 3AA:Crest 26,T.C.Roberson 9	4A: Jack Britt 19, Davie 11 4AA:Independence 47,Richmond 19
2005	1A: Elkin 37, Cherokee 7 1AA: Thomasville 41, Murphy 0	2A:Lincolnton 29, Brevard 26 2AA: Shelby 21, Forest Hills 7	3A: Asheville 20,High Pt Andrews 12 3AA:Char.Catholic 28, A.L. Brown 3	4A:Grimsley 1, Crest 0 (forfeit) 4AA: Independence 48, Myers Park 14
2006	1A: Elkin 21, North Duplin 6 1AA: Thomasville 35, Mount Airy 7	2A: Cummings 39, Reidsville 21 2AA: Shelby 28, Pisgah 20	3A: Concord 24, Carver 13 3AA: Charlotte Catholic 25, NW Cabarrus 14	4A: W. Charlotte 21, Watauga 0 4AA: Independence 49, Butler 23
2007	1A: North Duplin 33, Lakewood 0 1AA: W.Montgomery 12, Albemarle 7	2A:Lincolnton 21, E. Lincoln 13 2AA: Shelby 17, Mt. Pleasant 0	3A: N.Gaston 35, Asheville 34 3AA: Charlotte Catholic 24, T.C.Roberson 7	4A: Mt.Tabor 36, Watauga 14 4AA:Independence 10, W.Charlotte 8
2008	1A: Mount Airy 52, Elkin 7 1AA: Thomasville 28, Hendersonville 21	2A: Newton-Conover 52, Starmount 6 2AA: East Lincoln 21, East Henderson 7	3A: West Rowan 35, South Point 7 3AA: A.L. Brown 30, Kings Mountain 14	4A: Seventy-First 27, S.Mecklenburg 6 4AA: Richmond 30, Independence 22
2009	1A: Mount Airy 27, Robbinsville 26 1AA: Albemarle 31, W.Montgomery 0	2A: Mountain Heritage 44, Lexington 13 2AA: Newton-Conover 17, Salisbury 10(OT)	3A: West Rowan 38, Tuscola 29 3AA: South Point 35, Anson 12	4A: A.C. Reynolds 9, G-boro Dudley 8 4AA: Butler 38, Independence 14
2010	1A: Murphy 42, Hobbton 0 1AA: Albemarle 22, Mitchell 7	2A:Carver 41, Lincolnton 27 2AA:Salisbury 21, Shelby 14	3A: W. Rowan 20, Hibriten 14 3AA: Crest 31, Charlotte Catholic 10	4A: Davie 21, Porter Ridge 14 4AA:David Butler 44, Vance 24
2011	1A: Murphy 42, Asheboro 41 (2OT) 1AA: Swain 37, West Montgomery 35	2A:Lincolnton 26, Thomasville 0 2AA: West Stokes 32, Shelby 29	3A:West Rowan 33, Burns 7 3AA:Crest 35, Charlotte Catholic 28	4A:Porter Ridge 34, Mooresville 28 4AA:Page 41, Mallard Creek 27
2012	1A:Murphy 27, Albemarle 24 1AA: Swain 28, Monroe 21	2A:E. Lincoln 31, Madison 14 2AA:S. Iredell 35, Salisbury 28	3A: Freedom 27, Concord 20 3AA:Charlotte Catholic 55, Statesville 19	4A: Porter Ridge 34, N.Davidson 27 4AA:Butler 27, Mallard Creek 10
2013	1A: Murphy 53, Albemarle 21 1AA: West Montgomery 44, Swain 38	2A: Shelby 49, Reidsville 3 2AA: Monroe 48, Parkwood 20	3A:Concord 35, Forestview 14 3AA: Crest 23, Northern Guilford 17(OT)	4A: Dudley 20, Charlotte Catholic 15 4-AA: Mallard Creek 56, Butler 14
2014	1A: Robbinsville 31, Alleghany 7 1AA: Starmount 42, Swain 14	2A: Shelby 31, Mount Pleasant 17 2AA: East Lincoln 31, Franklin 21	3A: Crest 13, South Point 7 3AA: Weddington 24, Cuthbertson 21	4A: Charlotte Catholic 35, Vance 34 4AA: Mallard Creek 48, Lake Norman 41
2015	1A: Robbinsville 30, C.S. Davidson 27 1AA: Mitchell 27, Walkertown 23	2A: Shelby 37, Lincolnton 21 2AA: Monroe 46, East Lincoln 6	3A: South Point 29, Kings Mountain 7 3AA: Crest 44, Concord 6	4-A: Charlotte Catholic 17, Dudley 8 4AA: Mallard Creek 41, East Forsyth 38
2016	1A: Murphy 38, Mitchell 13 1AA: W. Montgomery 31, Mt. Airy 21	2A: Reidsville 28, Lincolnton 7 2AA: Shelby 28, Monroe 7	3A: South Point 26, Hibriten 0 3AA: Weddington 24, Hickory Ridge 7	4A: Dudley 21, Charlotte Catholic 10 4-AA: Page 49, Charlotte Vance 14
2017	1A: Cherokee 42, Mitchell 28 1AA: Mt. Airy 49, Murphy 35	2A: Reidsville 27, Mountain Heritage 20 2AA: Hibriten 19, Shelby 7	3A: Charlotte Catholic 33, J.M. Robinson 15 3AA: A.C. Reynolds 28, Sun Valley 25	4A: Harding 20, Charlotte Vance 14 4AA: Mallard Creek 20, Hough 10
2018	1A: Murphy 28, Robbinsville 6 1AA:East Surry 44, Starmount 27	2A: Reidsville 24, Brevard 21 2AA: Shelby 28, Hibriten 21	3A: Charlotte Catholic 30, Kings Mountain 7 3AA: Weddington 45, Mount Tabor 12	4A:East Forsyth 32, Porter Ridge 14 4AA: Charlotte Vance 21, Myers Park 13
2019	1A: Robbinsville 28, Th. Jefferson 14 1AA: East Surry 35, Mitchell 28	2A: Reidsville 63, West Stokes 13 2AA: Shelby 42, Burns 14	3A:Char. Catholic 56, Kings Mtn. 49 (7 OT) 3AA: Weddington 49, Watauga 14	4A: East Forsyth 21, Grimsley 20 4AA: Char. Z.B. Vance 38, Richmond 7
20-21	1A: Murphy 24, Robbinsville 14 1AA: East Surry 41, Polk Co. 7	2A: Mountain Heritage 30, Hendersonville 29 2AA: Salisbury 24, North Davidson 21	3A:Charlotte. Catholic 24, Monroe 14 3AA: Mt. Tabor 24, Dudley 20	4A: Grimsley 28, Butler 21 4AA: Char. Z.B. Vance 42, Myers Park 7



FOOTBALL STATE PLAYOFF RECORDS (SINCE 1972)



Through 2020-2021 Championship Round

TEAM	APP	W	L	T	%	LAST	TEAM	APP	W	L	T	%	LAST	TEAM	APP	W	L	T	%	LAST
Acme-Delco	3	0	3	0	.000	1990	Croatan	11	3	11	0	.214	2020	Hobbs	30	39	29	0	.574	2020
Ahoskie	6	14	6	0	.700	1987	Cullowhee	1	1	1	0	.500	1984	Hoggard	25	31	24	0	.564	2020
Albemarle	24	49	19	0	.721	2019	Cummings	33	67	28	0	.705	2018	Hoke County	12	7	12	0	.368	2019
Alexander Central	20	4	20	0	.167	2020	Currituck	23	16	23	0	.410	2019	Holly Springs	6	0	6	0	.000	2020
Alleghany	27	8	27	0	.229	2019	Cuthbertson	6	6	6	0	.500	2019	Holmes, John A.	29	29	29	0	.500	2020
Glen Alpine	1	1	1	0	.500	1972	Davie County	21	23	21	0	.523	2019	Hopewell	10	4	10	0	.286	2013
Andrews	17	8	17	0	.320	2020	Denton	2	0	2	0	.000	2012	Hough	9	11	9	0	.550	2020
Andrews, T.W.	41	54	37	0	.593	2017	Dixon	11	0	11	0	.000	2012	Hunt	30	33	30	0	.524	2019
Angier	1	1	1	0	.500	1976	Draughn	3	1	3	0	.250	2019	Huss, Hunter	27	16	27	0	.372	2019
Anson County	20	20	20	0	.500	2017	Dudley	25	48	21	1	.686	2020	Independence	28	57	20	1	.731	2019
Apex	13	5	13	0	.278	2014	Dunn	3	0	3	0	.000	1982	Jacksonville	35	39	34	0	.534	2019
Apex Friendship	2	1	2	0	.333	2020	Durham	3	1	3	0	.250	1994	Jamesville	16	4	16	0	.200	2009
Ardey Kell	10	6	10	0	.375	2020	East Bladen	33	46	32	1	.582	2019	Jefferson, Thomas	8	8	8	0	.500	2020
Ashbrook	33	25	32	1	.431	2017	East Burke	18	10	18	0	.357	2015	Jones	16	15	16	0	.484	2016
Ashe County	18	3	18	0	.143	2020	East Carteret	18	16	18	0	.471	2020	Jordan, C.E.	14	7	14	0	.333	2019
Asheboro	20	8	20	0	.286	2015	East Chapel Hill	4	0	4	0	.000	2012	Jordan-Matthews	31	15	31	0	.326	2013
Asheville	31	43	29	0	.597	2020	East Columbus	11	4	11	0	.267	2018	Kenan, James	29	42	27	0	.609	2018
Ashley	5	1	5	0	.167	2007	East Davidson	8	0	8	0	.000	2016	Kestrel Heights	1	0	1	0	.000	2014
Athens Drive	9	2	9	0	.182	2017	East Duplin	26	34	26	0	.567	2019	Kings Mountain	19	28	19	0	.596	2020
Atkins	2	0	2	0	.000	2013	East Forsyth	30	33	29	0	.532	2020	Kinston	21	21	21	0	.500	2020
Aurora	2	0	1	1	.000	1974	East Gaston	12	5	12	0	.294	2015	KIPP Pride	4	1	4	0	.200	2019
Avery County	27	12	27	0	.308	2019	East Henderson	16	12	16	0	.429	2018	Knapp	1	0	1	0	.000	1975
Aycock, C.B.	13	5	13	0	.278	2019	East Lincoln	24	32	22	0	.593	2019	Knightdale	7	3	7	0	.300	2019
Ayden-Grifton	32	38	32	0	.543	2019	East Mecklenburg	22	13	21	1	.371	2017	Lake Norman	12	4	12	0	.250	2019
Bandys	23	33	23	0	.589	2019	East Montgomery	29	23	29	0	.442	2017	Lake Norman Charter	5	1	5	0	.167	2015
Bartlett-Yancey	3	0	3	0	.000	2019	East Rowan	11	6	11	0	.353	2018	Lakewood	32	29	31	1	.475	2020
Bath	8	4	8	0	.333	1988	East Rutherford	22	16	22	0	.421	2018	Laney	21	9	21	0	.300	2017
Bear Grass Charter	2	1	2	0	.333	2020	East Surry	34	28	33	0	.459	2020	Ledford	25	14	25	0	.359	2019
Beaver Creek	8	0	8	0	.000	1995	East Wake	22	10	22	0	.313	2015	Lee County	22	15	22	0	.405	2020
Beddingfield	23	15	23	0	.395	2019	East Wilkes	32	10	32	0	.238	2019	Leesville Road	17	16	17	0	.485	2020
Belhaven	2	1	2	0	.333	1976	Eastern Alamance	25	38	25	0	.603	2020	Lejeune	22	14	22	0	.389	2013
Berry Academy	6	2	6	0	.250	2012	Eastern Guilford	14	7	13	0	.350	2019	Lexington	28	31	26	0	.544	2018
Bertie	24	24	22	0	.522	2018	Eastern Randolph	30	46	28	0	.622	2020	Lillington	1	0	1	0	.000	1972
Bessemer City	18	11	18	0	.379	2019	Eastern Wayne	14	4	14	0	.222	2018	Lincolnton	33	52	31	1	.619	2017
Bishop McGuinness	10	1	10	0	.091	2018	Edneyville	4	1	4	0	.200	1992	Littlefield	8	3	8	0	.273	1990
Bladenboro	11	10	11	0	.476	1996	Elkin	31	40	27	0	.597	2020	Louisburg	20	16	20	0	.444	2020
Boone Trail	2	0	2	0	.000	1975	Enka	8	2	8	0	.200	2012	Lumberton	10	4	10	0	.286	2015
Brevard	30	26	28	0	.481	2019	Enloe	12	0	12	0	.000	2018	Madison	8	3	8	0	.273	2016
Britt, Jack	18	29	18	0	.617	2020	Erwin, Clyde	21	17	21	0	.447	2019	Madison-Mayodan	1	0	1	0	.000	1984
Broughton	16	5	16	0	.238	2018	Fairmont	20	13	19	0	.406	2019	Maiden	40	47	39	0	.547	2020
Brown, A.L.	38	55	36	0	.604	2020	Farmville Central	29	33	29	0	.532	2017	Mallard Creek	11	27	8	0	.771	2019
Bunker Hill	18	5	18	0	.217	2020	Fike	22	14	22	0	.389	2019	Manteo	29	26	29	0	.473	2020
Bunn	28	30	28	0	.517	2018	First Flight	9	2	9	0	.182	2018	Marvin Ridge	11	2	11	0	.154	2019
Burns	23	31	22	0	.585	2020	Foard, Fred T.	13	3	12	0	.200	2018	Mattamuskeet	15	0	15	0	.000	2016
Butler, David	22	40	19	0	.678	2020	Forbush	16	3	16	0	.158	2020	Maxton	8	9	7	0	.563	1980
Byrd, Douglas	26	46	26	0	.639	2013	Forest Hills	36	43	35	0	.551	2017	McDowell County	18	3	18	0	.143	2018
Camden County	26	18	26	0	.409	2016	Forestview	17	4	17	0	.190	2019	McMichael, Dalton	6	1	6	0	.143	2020
Cape Fear	15	11	15	0	.423	2019	Franklin	23	25	23	0	.521	2018	Middle Creek	17	19	17	0	.528	2020
Cape Hatteras	7	0	7	0	.000	2012	Franklinton	19	5	19	0	.208	2018	Midway	34	30	33	0	.476	2019
Cardinal Gibbons	13	17	13	0	.567	2020	Freedom	27	13	27	0	.325	2019	Millbrook	33	26	33	0	.441	2020
Carrboro	4	6	4	0	.600	2018	Fuquay-Varina	35	29	34	0	.460	2018	Mitchell	21	23	21	0	.523	2020
Carson, Jesse	5	1	5	0	.167	2016	Garinger	6	4	6	0	.400	2010	Monroe	31	39	30	0	.565	2020
Carver	22	38	20	0	.655	2016	Garner	37	38	36	0	.514	2019	Mooresville	28	22	28	0	.440	2019
Cary	21	9	21	0	.300	2012	Gaston	5	3	5	0	.375	1980	Morehead	15	7	15	0	.318	2019
Cedar Ridge	4	6	4	0	.600	2010	Gates County	33	17	33	1	.333	2019	Mount Airy	43	49	42	0	.538	2020
Central Academy	3	1	3	0	.250	2012	Glenn	18	13	18	0	.419	2020	Mount Pleasant	20	17	20	0	.459	2020
Central Cabarrus	13	5	13	0	.278	2019	Goldsboro	25	20	25	0	.444	2019	Mount Tabor	25	43	24	0	.642	2020
Central Davidson	14	5	14	0	.263	2012	Graham	15	13	15	0	.464	2017	Mountain Heritage	20	21	20	0	.512	2020
Chapel Hill	20	7	20	0	.259	2020	Graham, John	2	0	2	0	.000	1973	Mountain Island Char.	4	4	4	0	.500	2019
Charlotte Catholic	37	82	27	0	.752	2020	Granville Central	7	2	7	0	.222	2019	Murfreesboro	2	0	2	0	.000	1987
Chase	12	7	11	0	.389	2019	Grays Creek	13	7	13	0	.350	2019	Murphy	35	82	25	0	.766	2020
Chatham Central	10	2	10	0	.167	2016	Green Hope	10	7	10	0	.412	2020	Myers Park	19	19	19	0	.500	2020
Cherokee	29	26	28	0	.481	2019	Greene Central	26	10	26	0	.278	2018	Nash Central	11	6	11	0	.353	2019
Cherryville	15	3	15	0	.167	2018	Grimsley	19	24	18	0	.571	2020	New Bern	28	45	25	1	.634	2020
Chocowinity	9	1	9	0	.100	1998	Hallsboro	4	1	4	0	.200	1983	New Hanover	28	32	27	0	.542	2019
Christ the King	1	0	1	0	.000	2020	Harding	14	17	13	0	.567	2017	Newton-Conover	29	37	28	0	.569	2019
Clarkton	8	8	8	0	.500	1991	Harnett Central	15	7	15	0	.318	2013	Norlina	4	0	4	0	.000	1980
Clayton	33	34	32	0	.515	2020	Harris	1	0	1	0	.000	1972	North Brunswick	21	13	21	0	.382	2019
Cleveland	9	18	9	0	.667	2020	Havelock	33	54	30	0	.643	2020	North Buncombe	13	5	13	0	.278	2019
Clinton	41	79	36	0	.687	2020	Hayesville	27	15	27	0	.357	2019	North Davidson	23	22	23	0	.489	2020
Columbia	20	10	20	0	.333	2017	Hendersonville	38	40	38	0	.513	2020	North Duplin	37	39	36	1	.513	2020
C.S. of Davidson	6	2	6	0	.250	2020	Heritage	8	5	8	0	.385	2019	North Edgecombe	33	60	31	0	.659	2019
Concord	30	51	28	0	.646	2017	Hertford County	26	24	26	0	.480	2019	North Forsyth	15	6	15	0	.286	2016
Conley, D.H.	20	10	20	0	.333	2019	Hibriten	23	33	22	0	.600	2020	North Gaston	7	6	7	0	.462	2013
Corinth Holders	4	1	4	0	.200	2015	Hickory	26	15	25	1	.366	2019	North Henderson	8	0	8	0	.000	2015
Cox Mill	6	1	6	0	.143	2019	Hickory Ridge	9	4	9	0	.308	2020	North Iredell	13	3	13	0	.188	2006
Cramer, Stuart	3	1	3	0	.250	2018	High Point Central	28	37	26	0	.587	2015	North Johnston	14	6	14	0	.300	2016
Crest																				



FOOTBALL STATE PLAYOFF RECORDS (SINCE 1972)



Through 2020-2021 Championship Round

TEAM	APP	W	L	T	%	LAST	TEAM	APP	W	L	T	%	LAST	TEAM	APP	W	L	T	%	LAST
North Mecklenburg	17	7	17	0	.292	2018	Rosman	34	29	34	0	.460	2018	Warren County	17	6	17	0	.261	2014
North Moore	23	9	23	0	.281	2020	Ross, Reid	8	5	7	0	.417	1984	Washington	27	26	26	0	.500	2020
North Pitt	17	8	17	0	.320	2014	Rowland	3	1	3	0	.250	1980	Washington County	2	2	2	0	.500	2019
North Rowan	29	21	29	0	.420	2020	Salisbury	20	30	18	0	.625	2020	Watauga	18	19	18	0	.514	2020
North Stanly	8	4	8	0	.333	2019	Sanderson	12	3	12	0	.200	2017	Webb, J.F.	15	12	15	0	.444	2010
North Stokes	13	4	13	0	.235	2012	Sanford	4	0	2	1	.000	1976	Weddington	15	24	13	0	.649	2020
North Surry	25	2	25	0	.074	2019	Sanford, Terry	24	20	24	0	.455	2020	Weldon	20	9	20	0	.310	2018
North Wilkes	12	1	12	0	.077	2019	Saratoga	1	2	1	0	.667	1972	West Bladen	6	1	6	0	.143	2015
Northampton	8	12	8	0	.600	2020	Scotland County	27	41	26	0	.612	2020	West Brunswick	29	27	28	1	.482	2020
Northampton-East	16	6	16	0	.273	2011	Seventy-First	28	37	25	1	.587	2019	West Caldwell	16	9	16	0	.360	2017
Northampton-West	22	22	22	0	.500	2011	Shelby	37	109	26	0	.807	2020	West Carteret	17	3	17	0	.150	2020
Northeast Guilford	30	25	30	0	.455	2019	Smith, Ben L.	12	5	12	0	.294	2017	West Charlotte	32	52	31	0	.627	2017
Northeastern	27	35	27	0	.565	2020	Smith, E.E.	21	21	21	0	.500	2019	West Columbus	17	5	17	0	.227	2020
Northern Guilford	10	29	6	0	.829	2019	Smithfield-Selma	16	8	16	0	.333	2008	West Craven	28	34	28	0	.548	2019
Northern Durham	40	37	39	0	.487	2019	Smoky Mountain	19	4	19	0	.174	2019	West Davidson	17	5	17	0	.227	2010
Northern Nash	12	14	12	0	.538	2019	South Brunswick	11	6	11	0	.353	2014	West Edgecombe	1	1	1	0	.500	1976
Northern Vance	12	4	12	0	.250	2008	South Caldwell	15	11	15	0	.423	2020	West Forsyth	27	23	27	0	.460	2019
Northside-Pinetown	27	18	27	0	.400	2020	South Central	9	3	9	0	.250	2019	West Henderson	22	8	22	0	.267	2019
Northside-Jacksonville	16	27	16	0	.628	2019	South Columbus	25	36	25	0	.590	2018	West Iredell	13	3	13	0	.188	2019
Northwest Ashe	5	0	5	0	.000	1995	South Creek	6	4	6	0	.400	2019	West Johnston	6	2	6	0	.250	2016
Northwest Cabarrus	18	15	18	0	.455	2019	South Davidson	9	0	9	0	.000	2011	West Lincoln	11	2	11	0	.154	2020
Northwest Guilford	15	6	15	0	.286	2020	South Granville	16	11	16	0	.407	2020	West Mecklenburg	19	6	19	0	.240	2019
Northwest Halifax	8	0	8	0	.000	2013	South Iredell	23	16	22	0	.421	2019	West Montgomery	32	39	32	0	.549	2017
Northwood	20	14	19	0	.424	2020	South Johnston	13	9	13	0	.409	2018	West Rowan	23	35	20	0	.636	2020
Oak Grove	2	1	2	0	.333	2020	South Lenoir	5	0	5	0	.000	2010	West Stanly	16	3	16	0	.158	2019
Olympic	21	7	21	0	.250	2020	South Mecklenburg	14	13	13	1	.481	2017	West Stokes	16	16	15	0	.516	2019
Orange	17	12	17	0	.414	2017	South Point	27	48	23	0	.676	2019	West Wilkes	17	5	17	0	.227	2016
Orrum	3	0	3	0	.000	1988	South Robeson	28	22	28	0	.440	2017	Western Alamance	25	38	24	1	.603	2020
Overhills	6	2	6	0	.250	2017	South Rowan	16	7	16	0	.304	2009	Western Guilford	23	23	22	0	.511	2012
Owen, Charles D.	28	29	28	0	.509	2019	South Stanly	31	17	31	0	.354	2019	Western Harnett	8	3	8	0	.273	2009
Page	39	58	33	1	.630	2019	South Stokes	14	10	14	1	.400	2019	Westover	8	3	8	0	.273	2017
Pamlico	26	26	26	0	.500	2020	South View	23	38	22	0	.633	2020	Wheatmore	5	2	5	0	.286	2018
Panther Creek	8	6	8	0	.429	2020	Southeast Guilford	21	17	21	0	.447	2020	White Oak	16	11	15	1	.407	2011
Parkland	23	20	23	0	.465	2019	Southeast Halifax	18	8	18	0	.308	2018	Whiteville	33	43	32	0	.573	2019
Parkwood	14	7	14	0	.333	2019	Southeast Raleigh	16	11	16	0	.407	2016	Wilkes Central	16	8	16	0	.333	2019
Pasquotank	8	0	8	0	.000	2014	Southern Alamance	16	10	16	0	.385	2019	Wilkinson, John	3	2	3	0	.400	1986
Patton	6	2	6	0	.250	2018	Southern Durham	29	35	28	0	.556	2020	Williams, Walter	33	42	29	0	.592	2018
Pender County	17	15	17	0	.469	2017	Southern Guilford	20	12	20	0	.375	2020	Williamston	22	35	20	0	.636	2009
Perquimans	25	11	25	0	.306	2020	Southern Lee	7	1	7	0	.125	2019	Winston-Salem Prep	3	2	3	0	.400	2020
Person	20	5	19	0	.208	2016	Southern Nash	21	21	21	0	.500	2019	Zebulon	3	0	3	0	.000	1987
Piedmont	10	7	10	0	.412	2015	Southern Vance	14	16	13	0	.552	2013							
Pine Forest	24	15	24	0	.385	2020	Southern Wayne	11	4	11	0	.267	2011							
Pine Lake Prep	4	2	4	0	.333	2020	Southside	15	24	15	0	.615	2019							
Pinecrest	13	42	13	0	.764	2020	SW Edgecombe	26	31	25	0	.554	2020							
Pisgah	35	39	33	1	.534	2020	Southwest Guilford	14	3	14	0	.176	2019							
Plymouth	25	40	23	1	.625	2017	Southwest Onslow	36	73	32	0	.695	2020							
Polk County	23	18	23	0	.439	2020	SW Randolph	6	0	6	0	.000	2015							
Porter Ridge	9	17	9	0	.654	2019	Spring Creek	10	0	10	0	.000	2016							
Princeton	22	16	22	0	.421	2020	St. Pauls	27	22	28	0	.440	2020							
Prospect	2	0	2	0	.000	1979	St. Stephens	9	2	9	0	.182	2015							
Providence	20	13	20	0	.394	2020	Starmount	35	47	34	0	.580	2019							
Providence Grove	9	0	9	0	.000	2019	Statesville	31	33	31	0	.516	2020							
R-S Central	11	4	11	0	.267	2019	Stoneville	1	0	1	0	.000	1973							
Ragsdale	30	41	27	1	.594	2019	Sun Valley	15	14	15	0	.483	2018							
Randleman	26	25	26	0	.490	2020	Surry Central	17	2	17	0	.105	2016							
Reagan	6	4	6	0	.400	2019	Swain County	39	93	31	0	.750	2019							
Red Springs	27	14	27	0	.341	2020	Swansboro	10	3	10	0	.231	2013							
Reidsville	33	83	25	1	.761	2020	Swett, Purnell	12	3	12	0	.200	2017							
Reynolds, A.C.	30	55	27	0	.671	2020	Sylva-Webster	9	16	6	0	.727	1987							
Reynolds, R.J.	12	6	11	1	.333	2018	Tabor City	15	23	15	0	.605	1991							
Richlands	22	14	22	0	.389	2018	Tar Heel	6	3	6	0	.333	2000							
Richmond County	43	88	35	0	.715	2020	Tarboro	37	75	29	0	.721	2020							
Riverside-Durham	15	6	15	0	.286	2019	Thomasville	36	77	29	0	.726	2019							
Riverside-Martin	9	7	9	0	.438	2019	Topsail	17	4	17	0	.190	2019							
Roanoke	18	29	18	0	.617	2009	Trask, Heide	14	2	14	0	.125	2016							